



US00D337613S

United States Patent [19]

[11] Patent Number: **Des. 337,613**

Peersmann

[45] Date of Patent: **** Jul. 20, 1993**

[54] **COMBINED HOLDER FOR A NOTE PAD AND WRITING INSTRUMENT**

[75] Inventor: **Richard F. M. Peersmann,**
Scheveningen, Netherlands

[73] Assignee: **Pollyflame International B.V.,**
Roelofarendsveen, Netherlands

[**] Term: **14 Years**

[21] Appl. No.: **817,275**

[22] Filed: **Jan. 6, 1992**

[52] U.S. Cl. **D19/78; D19/84;**
D19/86; D19/92

[58] Field of Search **D19/65, 75, 77, 78,**
D19/81, 85, 86, 91, 92, 95, 99, 100; 206/214,
215, 555; 211/69.1-69.9, 10, 11, 13, 126

[56] **References Cited**

U.S. PATENT DOCUMENTS

- D. 118,291 12/1939 Sherman D19/78
- D. 176,366 12/1955 McFadyen D19/83 X
- D. 211,218 5/1968 Gafford D19/78 X
- D. 226,139 1/1973 Kimura D19/78

- D. 228,083 8/1973 Longarzo D19/78
- D. 270,740 9/1983 Pearson D19/78
- D. 295,292 4/1988 Yuen D19/78
- D. 296,794 7/1988 Leithauser D19/78
- 4,066,171 1/1978 Fowlie 211/69.1
- 4,809,141 2/1989 Leopoldi et al. D19/84 X

Primary Examiner—Nelson C. Holtje
Assistant Examiner—Martha Thompson
Attorney, Agent, or Firm—Foley & Lardner

[57] **CLAIM**

The ornamental design for a combined holder for a note pad and writing instrument, as shown and described.

DESCRIPTION

FIG. 1 is a front perspective view of a combined holder for a note pad and writing instrument showing my new design;
FIG. 2 is a front elevational view thereof;
FIG. 3 is a rear elevational view thereof;
FIG. 4 is a top plan view thereof;
FIG. 5 is a bottom plan view thereof;
FIG. 6 is a right side elevational view thereof; and,
FIG. 7 is a left side elevational view thereof.

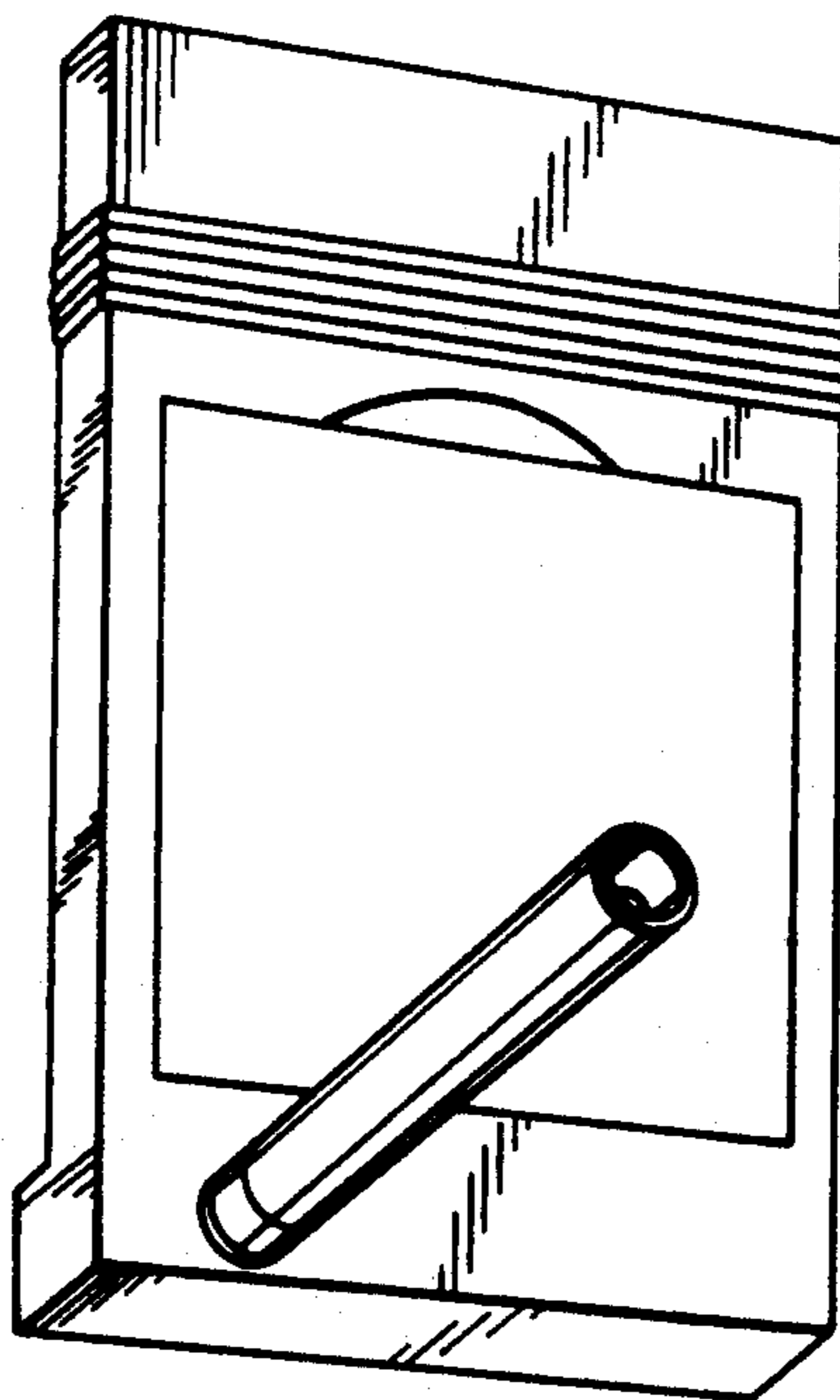


FIG. 1

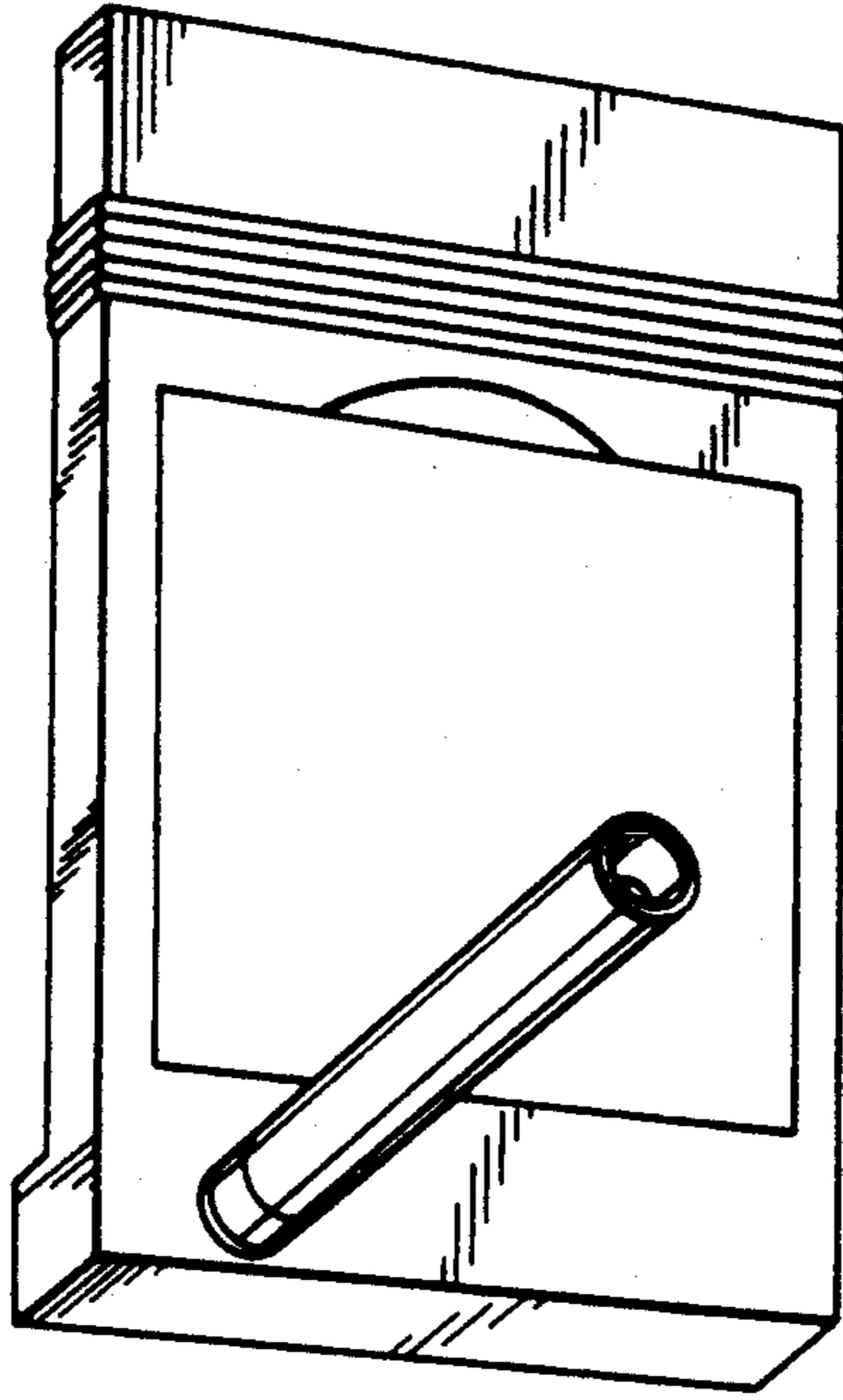


FIG. 2

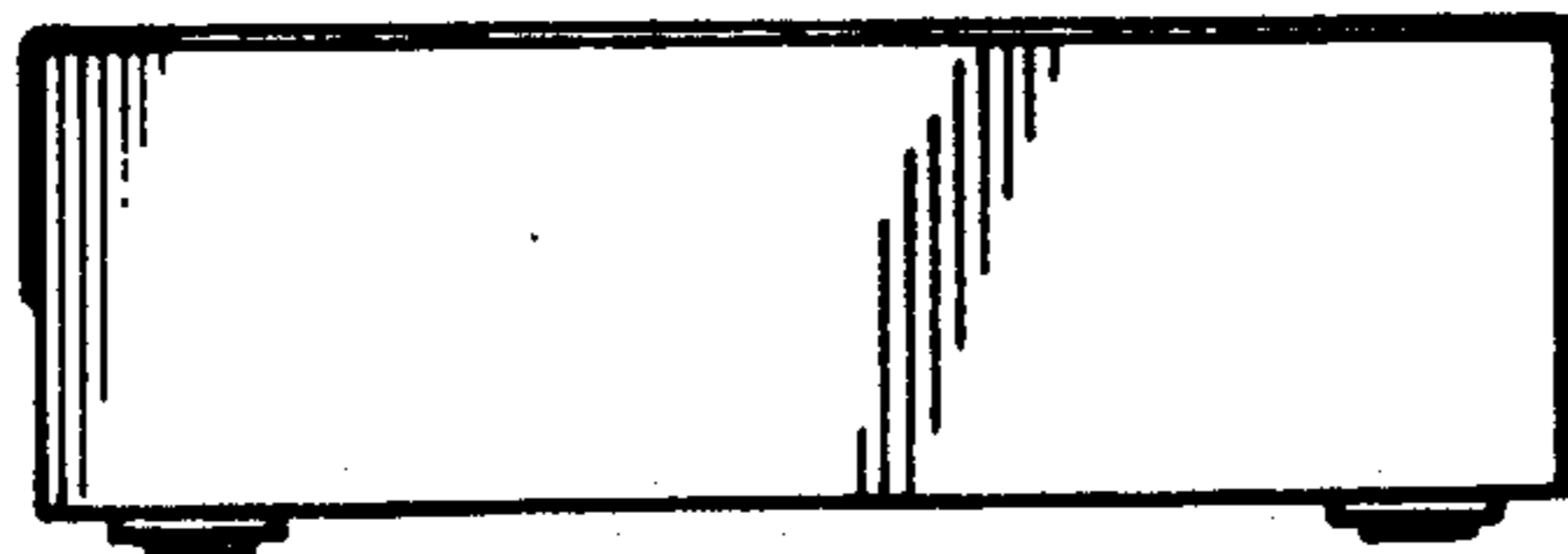


FIG. 3



FIG. 4

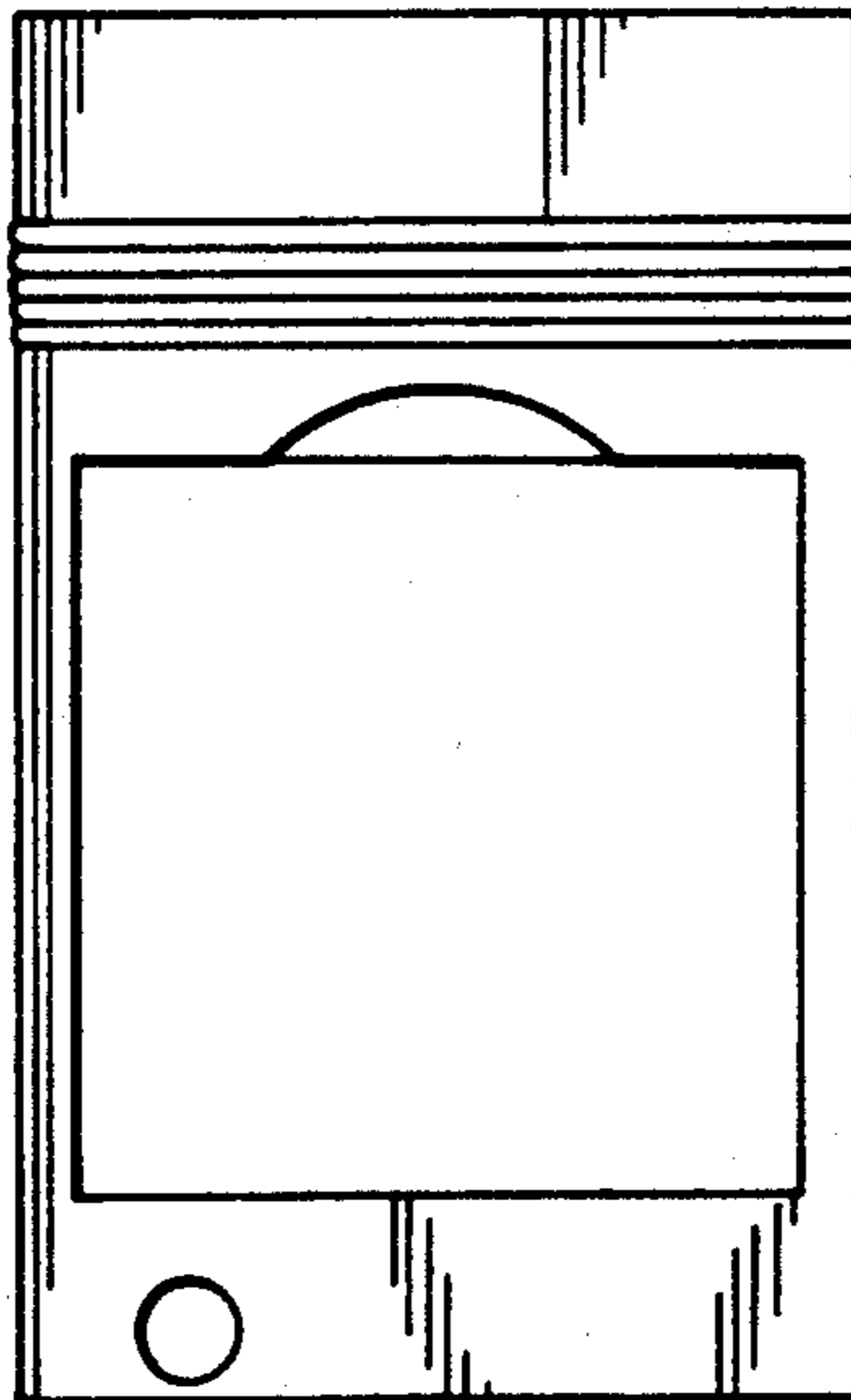


FIG. 5

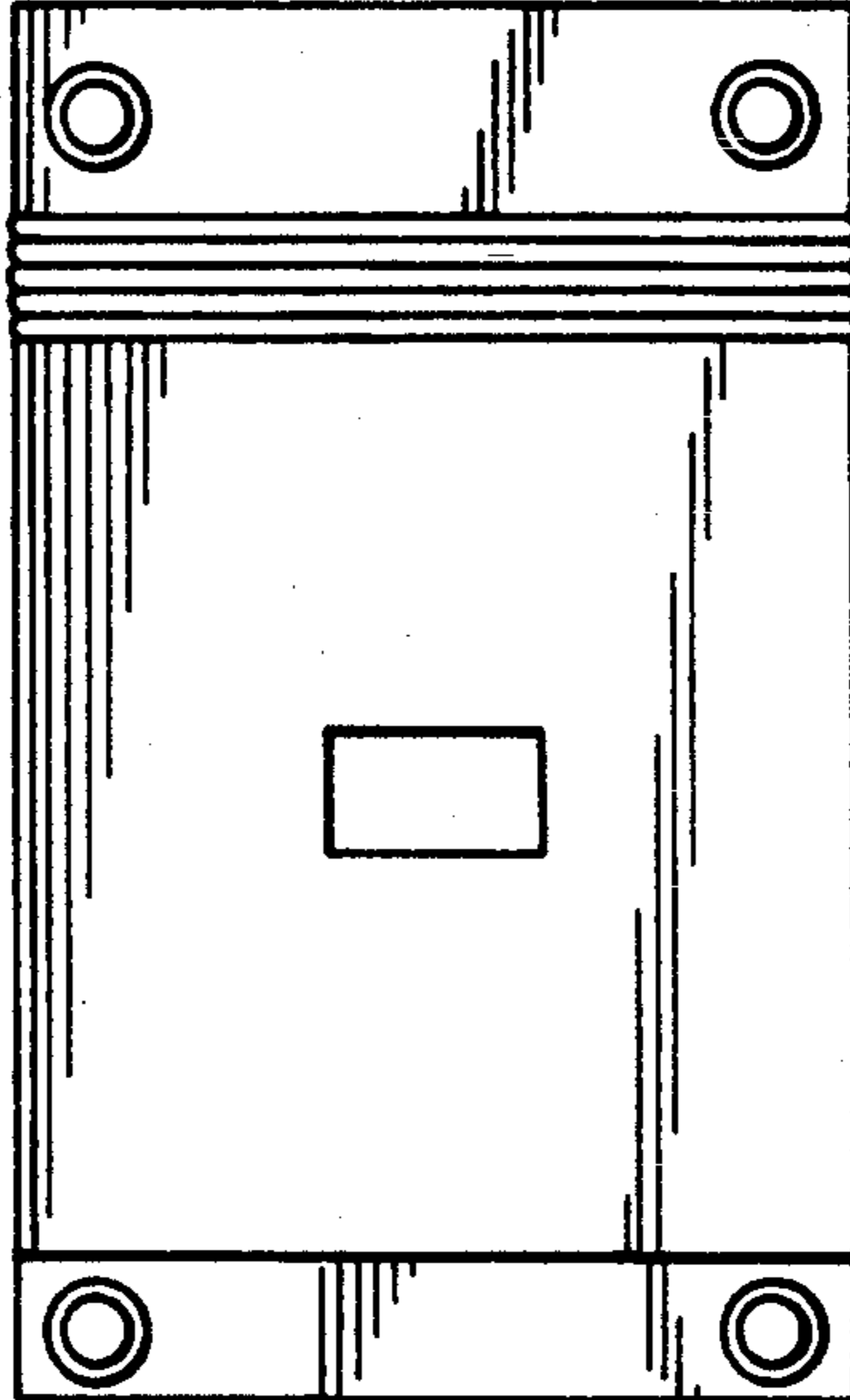


FIG. 6




FIG. 7

