



US00D337611S

# United States Patent [19]

[11] Patent Number: **Des. 337,611**

**Peersmann**

[45] Date of Patent: **\*\* Jul. 20, 1993**

[54] **WRITING INSTRUMENT**

[75] Inventor: **Richard F. M. Peersmann,**  
Scheveningen, Netherlands

[73] Assignee: **Pollyflame International B.V.,**  
Roelofarendsveen, Netherlands

[\*\*] Term: **14 Years**

[21] Appl. No.: **816,980**

[22] Filed: **Jan. 6, 1992**

[52] U.S. Cl. .... **D19/48; D19/46;**  
D19/51

[58] Field of Search ..... **D19/35, 36, 41-51,**  
D19/54-58, 81-85; 401/52, 195, 209, 88

[56] **References Cited**

### U.S. PATENT DOCUMENTS

D. 26,395 12/1896 Kraus ..... D19/46  
D. 47,473 6/1915 Reitler ..... D19/42

D. 47,852 9/1915 Kulow ..... D19/42  
D. 81,529 7/1930 Davis ..... D19/46  
D. 132,641 6/1942 Sanders ..... D19/42  
D. 136,214 8/1943 Collopy et al. .... D19/46 X  
D. 154,610 7/1949 Kuhn ..... D19/46  
D. 283,334 4/1986 Seigt ..... D19/51

*Primary Examiner*—Nelson C. Holtje  
*Assistant Examiner*—Martha Thompson  
*Attorney, Agent, or Firm*—Foley & Lardner


### [57] CLAIM

The ornamental design for a writing instrument, as shown and described.

### DESCRIPTION

FIG. 1 is a side elevational view of a writing instrument showing my new design, all other sides being identical thereto;

FIG. 2 is a bottom plan view; and,  
FIG. 3 is a top plan view thereof.






FIG. 1

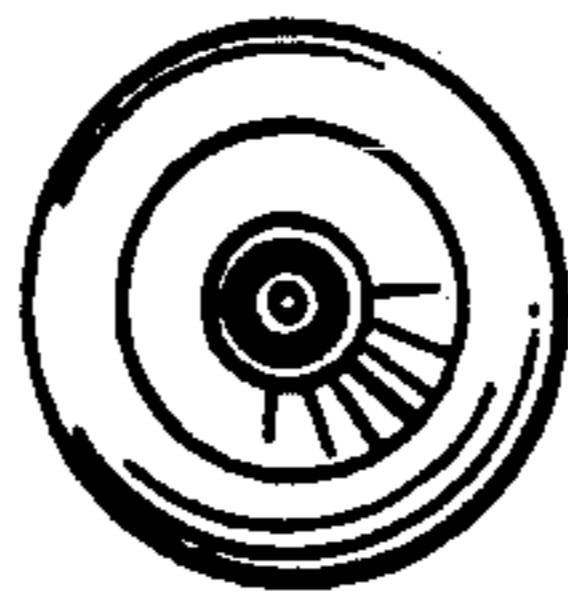


FIG. 2



FIG. 3