



US00D337577S

United States Patent [19]

Jaeb et al.

[11] Patent Number: **Des. 337,577**

[45] Date of Patent: **** Jul. 20, 1993**

[54] FRONT PANEL FOR COMPUTER HOUSING

D. 315,149 3/1991 Welch D14/115

[75] Inventors: **Michael S. Jaeb**, Wakefield; **Scott Stropkay**, Salem, both of Mass.

Primary Examiner—Wallace R. Burke
Assistant Examiner—Freda S. Nunn
Attorney, Agent, or Firm—Dick and Harris

[73] Assignee: **Leading Technology, Inc.**, Beaverton, Oreg.

[57] CLAIM

[**] Term: **14 Years**

The ornamental design for a front panel for computer housing, as shown and described.

[21] Appl. No.: **672,617**

DESCRIPTION

[22] Filed: **Mar. 20, 1991**

[52] U.S. Cl. **D14/115**

[58] Field of Search **D14/100, 102, 109, 115;**
D13/184, 199; 361/390, 395

FIG. 1 is a front elevational view of a front panel for computer housing showing our new design;
FIG. 2 is a top plan view thereof;
FIG. 3 is a right side elevational view thereof;
FIG. 4 is a left side elevational view thereof;
FIG. 5 is a bottom plan view thereof; and,
FIG. 6 is a perspective view thereof.

[56] References Cited

U.S. PATENT DOCUMENTS

D. 289,875	5/1987	Satherley	D14/115
D. 313,982	1/1991	Eilert et al.	D14/115
D. 314,568	2/1991	Martin	D14/115
D. 314,953	2/1991	Welch	D14/115

The rear elevational view is plain and unornamented and the housing is shown in broken lines in the figures for illustrative purposes only and forms no part of the claimed design.

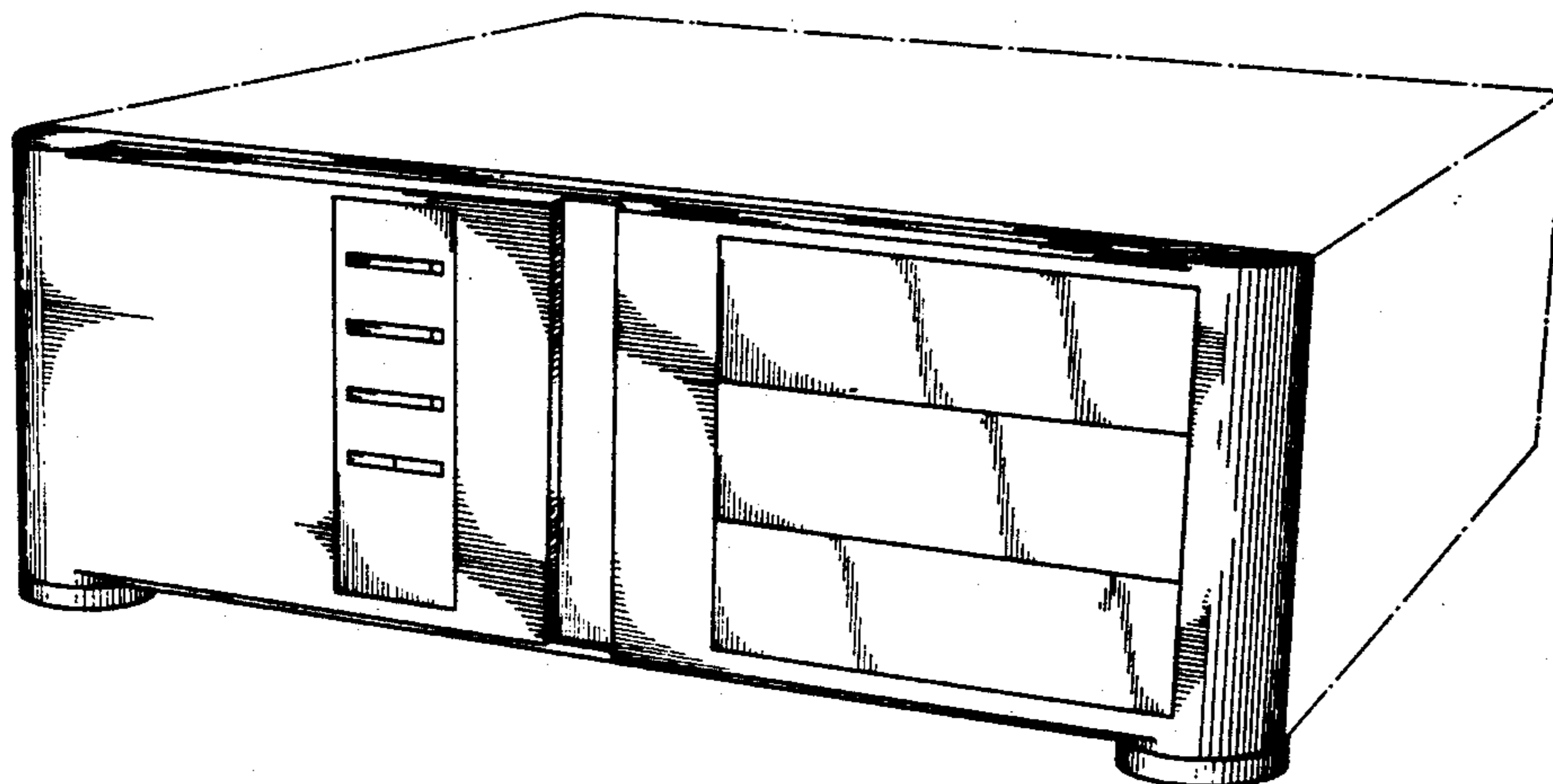




Fig 1

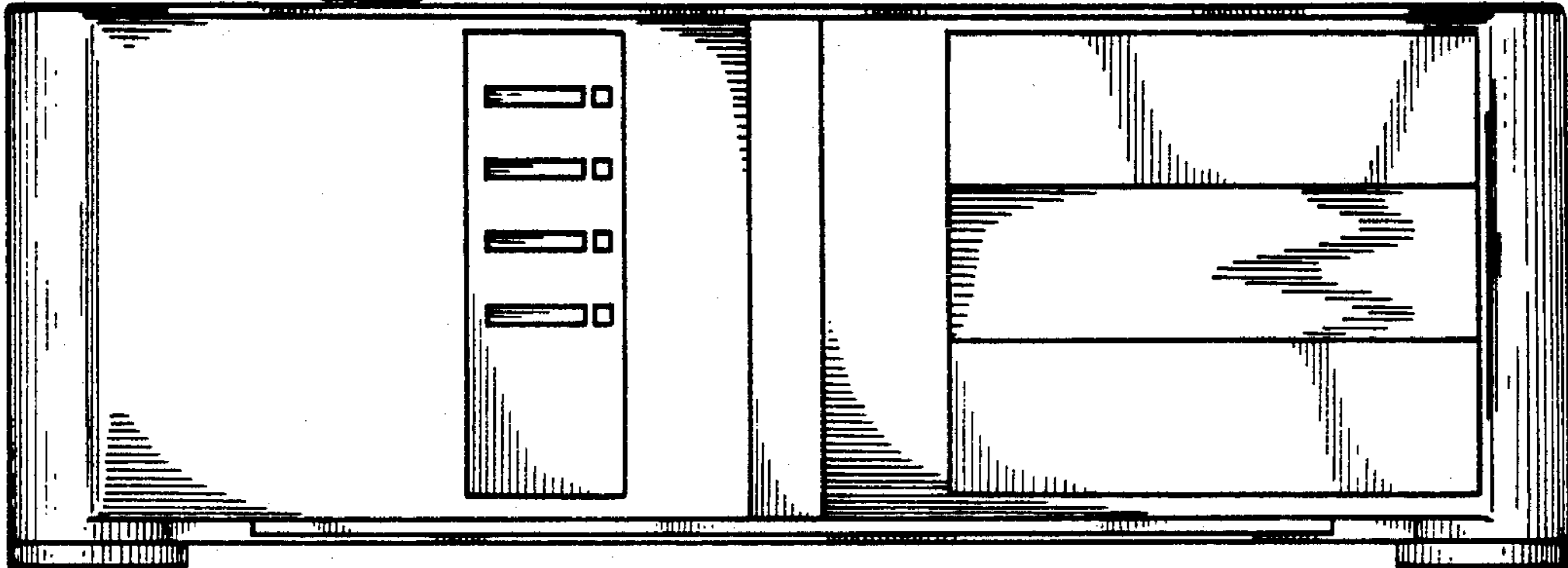


Fig 2




Fig 3




Fig 4




Fig 5

