



US00D337569S

United States Patent [19]

Kando

[11] Patent Number: **Des. 337,569**

[45] Date of Patent: **** Jul. 20, 1993**

[54] **ELECTRONIC NOTEBOOK FOR DATA ENTRY**

[75] Inventor: **Masahiro Kando**, Yokohama, Japan

[73] Assignee: **Canon Kabushiki Kaisha**, Tokyo, Japan

[**] Term: **14 Years**

[21] Appl. No.: **752,330**

[22] Filed: **Aug. 30, 1991**

D. 319,433 8/1991 Pearce D14/100
 D. 322,777 12/1991 Nishio D14/100
 4,814,760 3/1989 Johnston et al. 340/706 X
 4,918,632 4/1990 York D14/113 X
 5,109,354 4/1992 Yamashita et al. 364/708

OTHER PUBLICATIONS

Canon—Jan. 18, 1991—Touch Panel (Dempa Shim-bun).

Primary Examiner—Wallace R. Burke
Assistant Examiner—Freda S. Nunn
Attorney, Agent, or Firm—Fitzpatrick, Cella, Harper & Scinto

[30] **Foreign Application Priority Data**

Mar. 5, 1991 [JP] Japan 3-5831

[52] U.S. Cl. **D14/100; D14/113**

[58] **Field of Search** D14/100, 106, 113;
 D18/1, 7; 340/700, 706; 341/22, 23; 364/708,
 709.04; 361/390, 394; 178/18, 19

[57] **CLAIM**

The ornamental design for an electronic notebook for data entry, as shown and described.

DESCRIPTION

FIG. 1 is a front elevational view of an electronic notebook for data entry showing my new design;
 FIG. 2 is a rear elevational view thereof;
 FIG. 3 is a top plan view thereof;
 FIG. 4 is a bottom plan view thereof;
 FIG. 5 is a left side elevational view thereof;
 FIG. 6 is a right side elevational view thereof; and,
 FIG. 7 is a perspective view thereof.

[56] **References Cited**

U.S. PATENT DOCUMENTS

D. 264,347 5/1982 Peroni D14/113 X
 D. 289,873 5/1987 Gemmell et al. D14/113
 D. 306,720 3/1990 Flies D14/113
 D. 315,549 3/1991 Clough et al. D14/100
 D. 317,151 5/1991 Daly D14/100

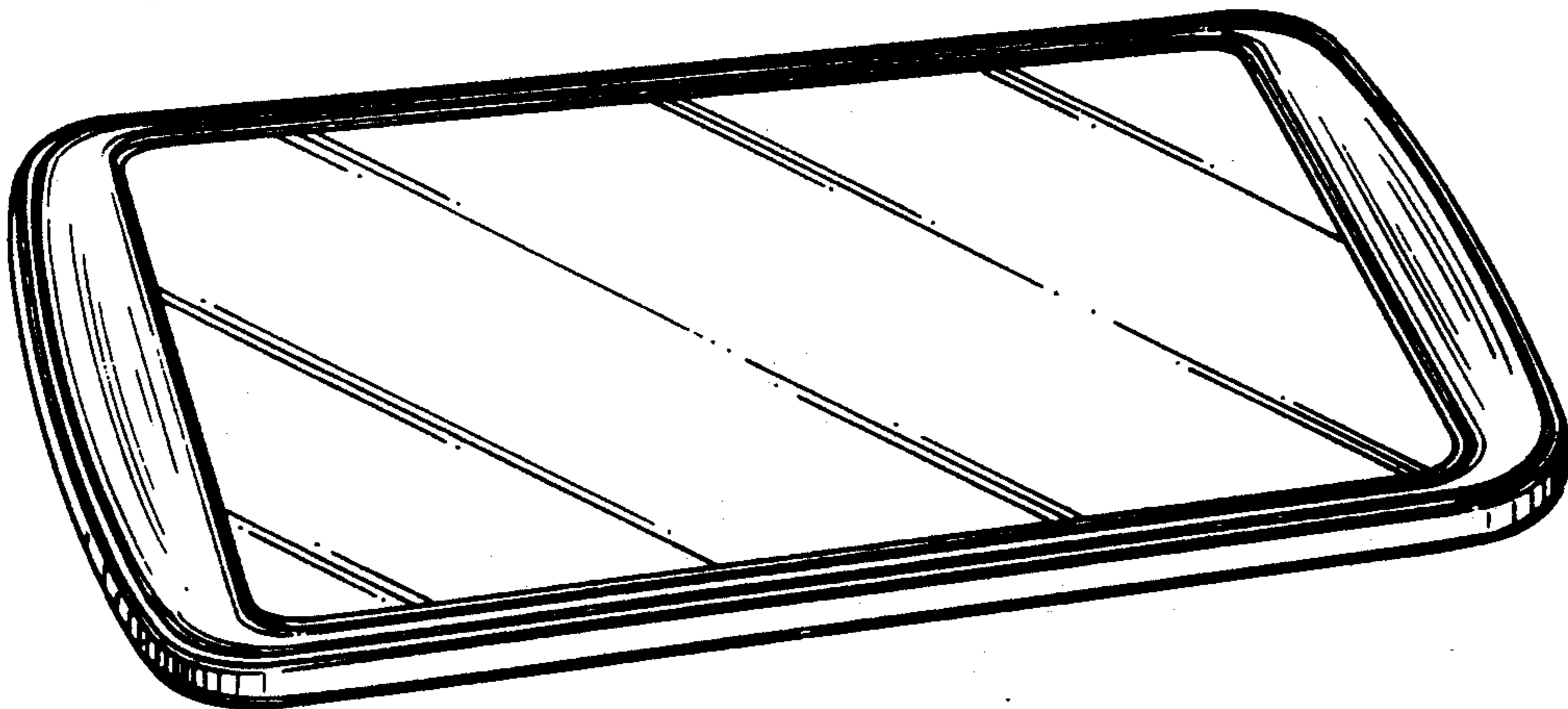


FIG. 1




FIG. 2




FIG. 3

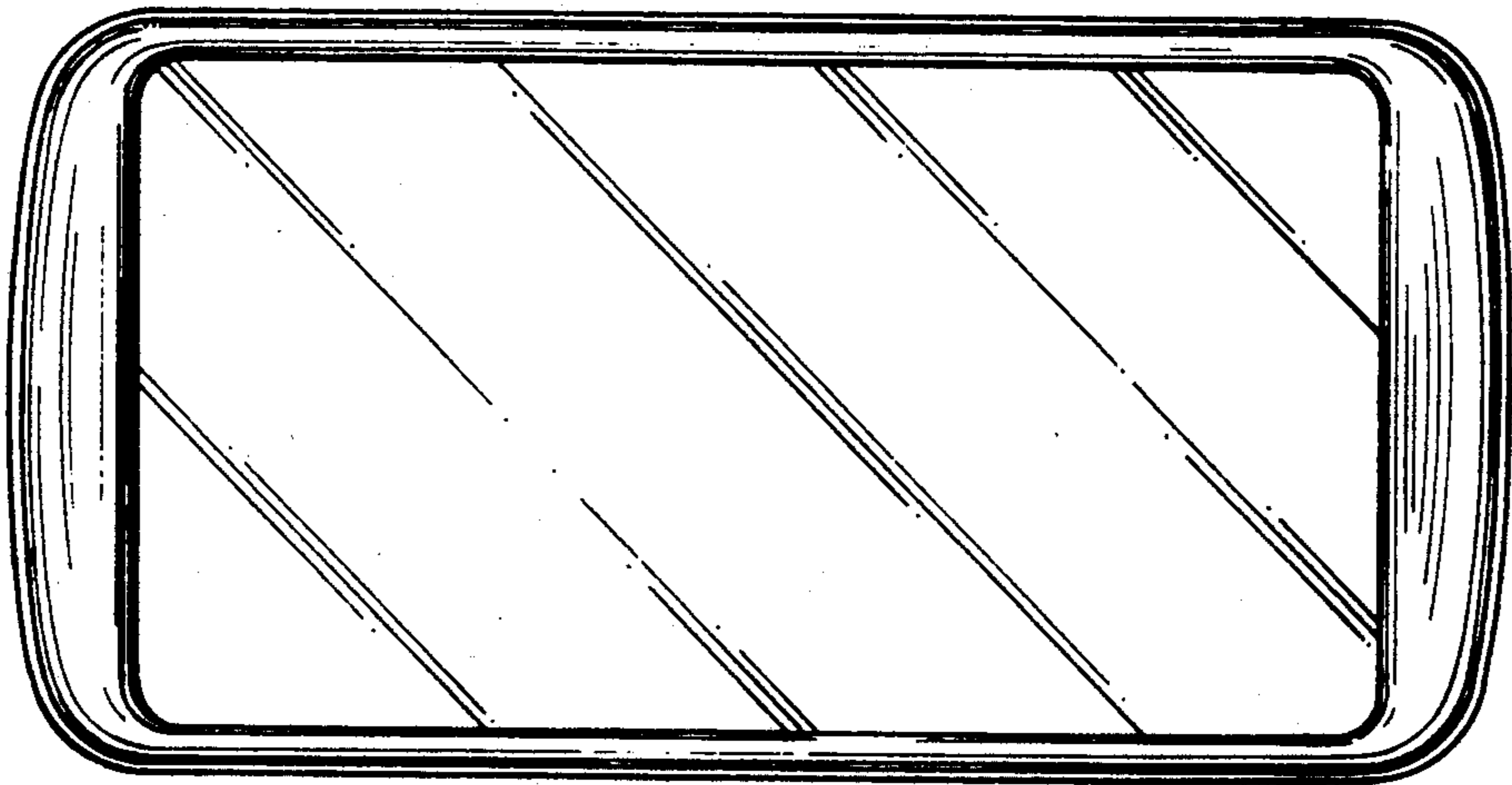


FIG. 4

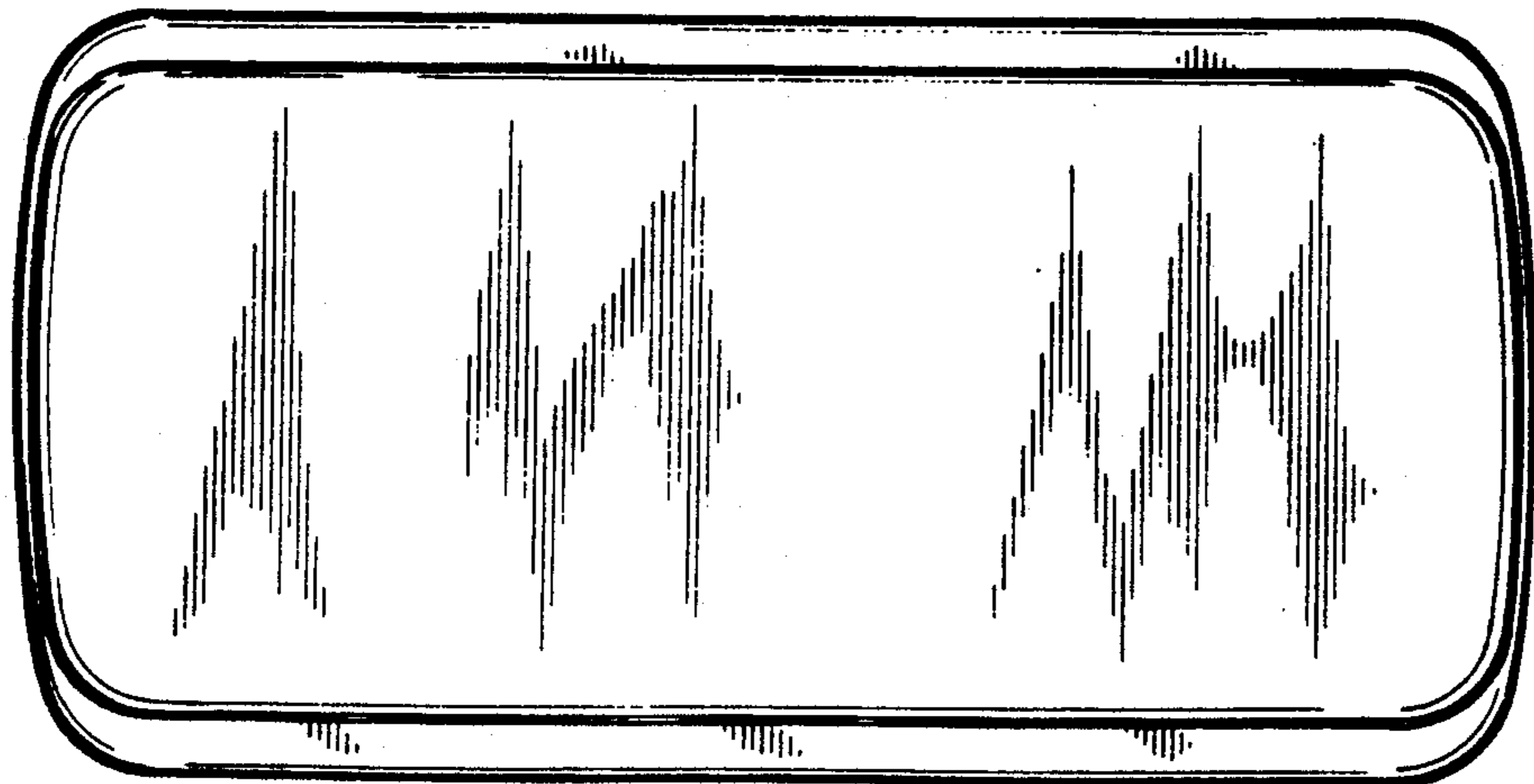


FIG. 5




FIG. 6




FIG. 7

