



US00D337546S

United States Patent [19]

Keshishian

[11] Patent Number: Des. 337,546

[45] Date of Patent: ** Jul. 20, 1993

- [54] JEWELRY LINK
- [75] Inventor: Sezar Keshishian, Glendale, Calif.
- [73] Assignee: Dedeian Enterprises, Los Angeles, Calif.
- [**] Term: 14 Years
- [21] Appl. No.: 734,327
- [22] Filed: Jul. 18, 1991
- [52] U.S. Cl. D11/93; D11/6
- [58] Field of Search D11/1-18, D11/93-94; 59/78-92; 63/1.1-11

[56] **References Cited**

U.S. PATENT DOCUMENTS

D. 169,651	5/1953	Augenstein	D11/25
D. 186,281	10/1959	Meyerson	D11/22
D. 257,017	9/1980	Barr	D11/16
D. 317,139	5/1991	Chia et al.	D11/93
D. 325,711	4/1992	Chia et al.	D11/93
1,443,654	1/1923	Schmidt	59/80

Primary Examiner—A. Hugo Word
Assistant Examiner—R. Seifert

Attorney, Agent, or Firm—Marvin H. Kleinberg

[57] **CLAIM**

The ornamental design for a jewelry link, as shown and described.

DESCRIPTION

FIG. 1 is a perspective view of a jewelry link showing my new design;
 FIG. 2 is a top plan view;
 FIG. 3 is a front elevational view;
 FIG. 4 is a rear elevational view;
 FIG. 5 is a bottom plan view;
 FIG. 6 is a side elevational view;
 FIG. 7 is a perspective view of a jewelry link showing a second embodiment of my new design;
 FIG. 8 is a top plan view of FIG. 7;
 FIG. 9 is a front elevational view of FIG. 7;
 FIG. 10 is a rear elevational view of FIG. 7;
 FIG. 11 is a front elevational view of FIG. 7; and,
 FIG. 12 is a side elevational view of FIG. 7.

The broken line showing of adjacent links in FIGS. 2 and 8 are for illustrative purposes only and forms no part of the claimed design.




Fig. 1.




Fig. 2.




Fig. 3.




Fig. 4.





Fig. 6.

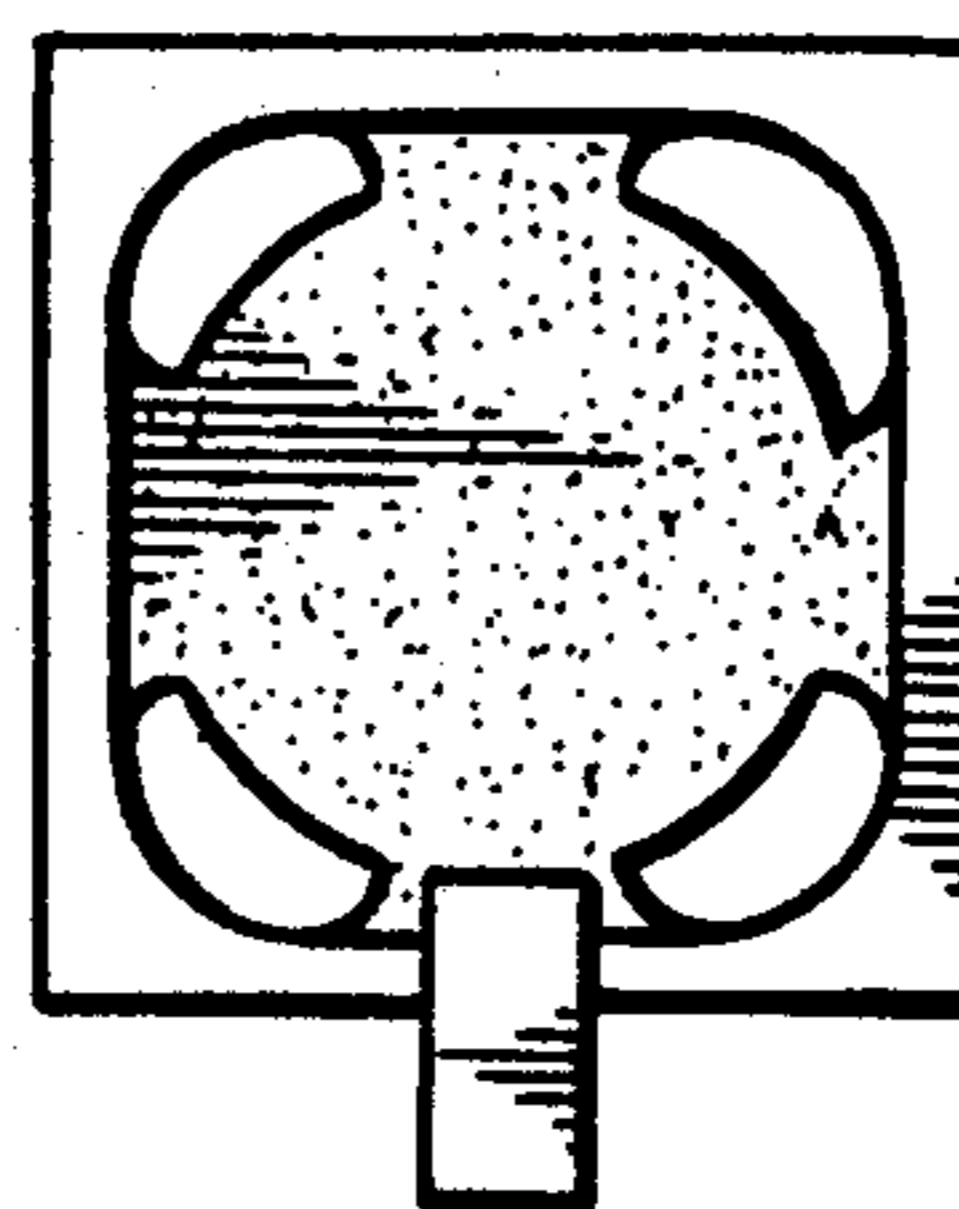


Fig. 5.

Fig. 7.





Fig. 9.

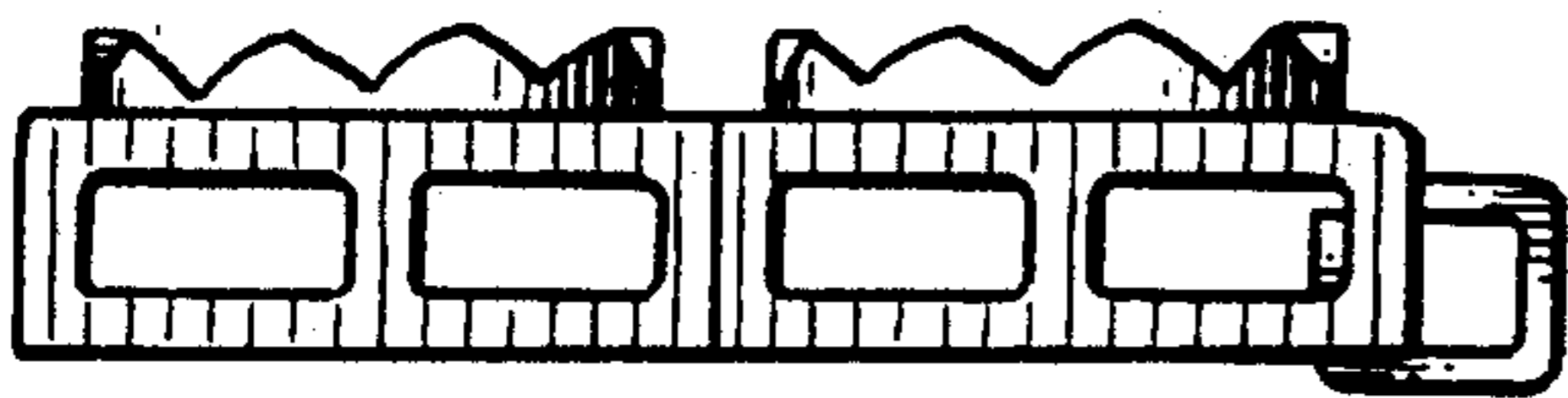


Fig. 8.

Fig. 10.





Fig. 11.

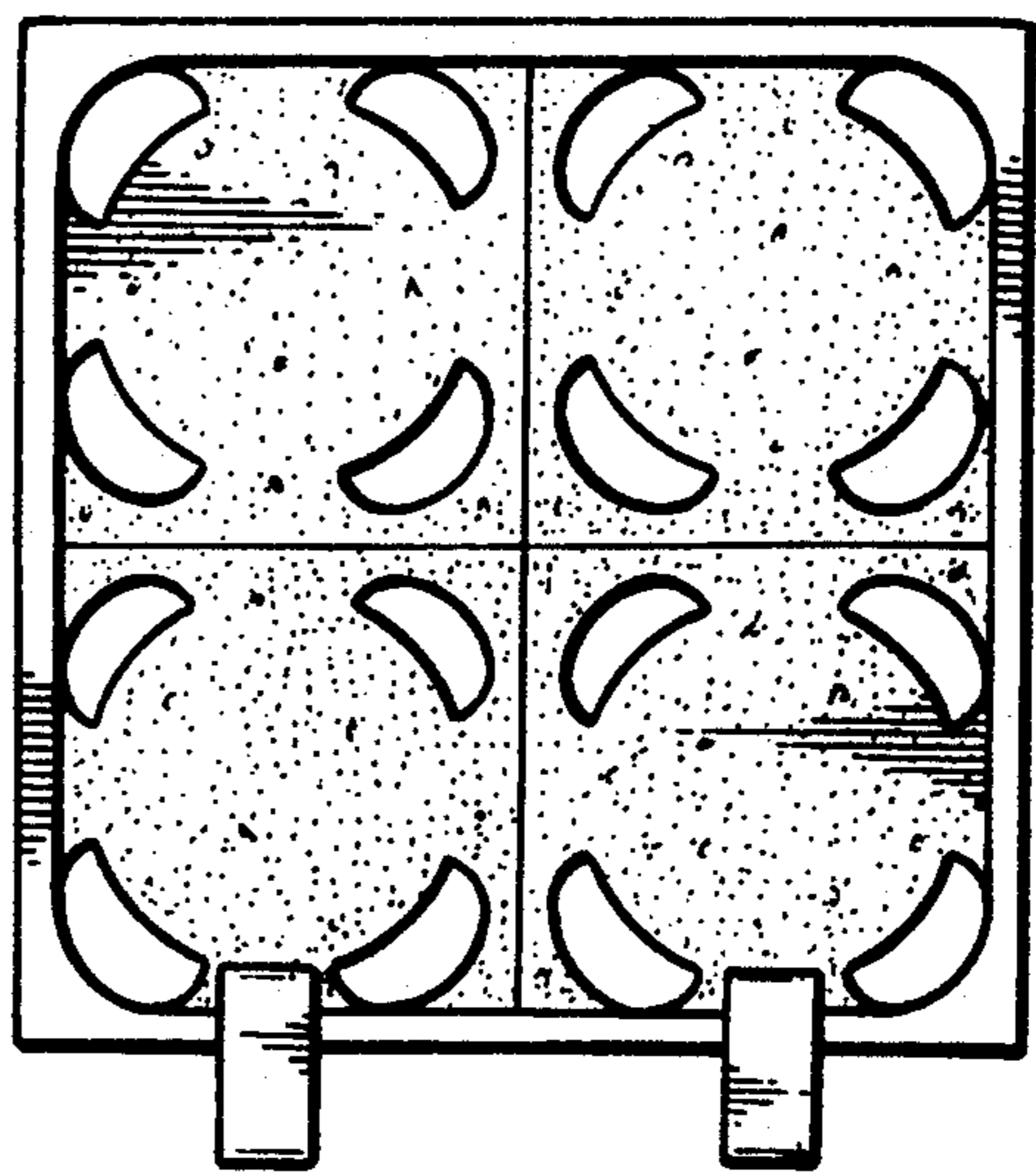


Fig. 12.