



US00D337495S

United States Patent [19]

[11] Patent Number: **Des. 337,495**

Alexander

[45] Date of Patent: **** Jul. 20, 1993**

[54] **CURTAIN ROD**

[76] Inventor: **Addie M. Alexander, Rt. 1, Box 336, Greensburg, La. 70441**

[**] Term: **14 Years**

[21] Appl. No.: **689,613**

[22] Filed: **Apr. 22, 1991**

[52] U.S. Cl. **D8/376; D8/380**

[58] Field of Search **D8/380, 376; 211/105.1-105.4; 16/87.4; 248/250, 57; D6/411**

[56] **References Cited**

U.S. PATENT DOCUMENTS

D. 16,054	4/1885	Gould	D8/376
D. 84,207	5/1931	Smith	D8/376
613,542	11/1898	Willbur	16/87.4 R X
3,001,754	9/1961	Fowler	211/105.3 X
4,824,302	4/1989	Schultheis et al.	211/105.3 X

Primary Examiner—Wallace R. Burke

Assistant Examiner—H. Baynham

Attorney, Agent, or Firm—Leon Gilden

[57] **CLAIM**

The ornamental design for a curtain rod, as shown and described.

DESCRIPTION

FIG. 1 is a front elevational view of the curtain rod showing my new design;

FIG. 2 is a rear elevational view thereof;

FIG. 3 is an enlarged left side elevational view thereof;

FIG. 4 is an enlarged right side elevational view thereof;

FIG. 5 is a top plan view thereof;

FIG. 6 is a bottom plan view thereof; and,

FIG. 7 is a perspective view of the invention showing a use thereof.

The broken line showing of a curtain is for illustrative purposes only and forms no part of the claimed design.

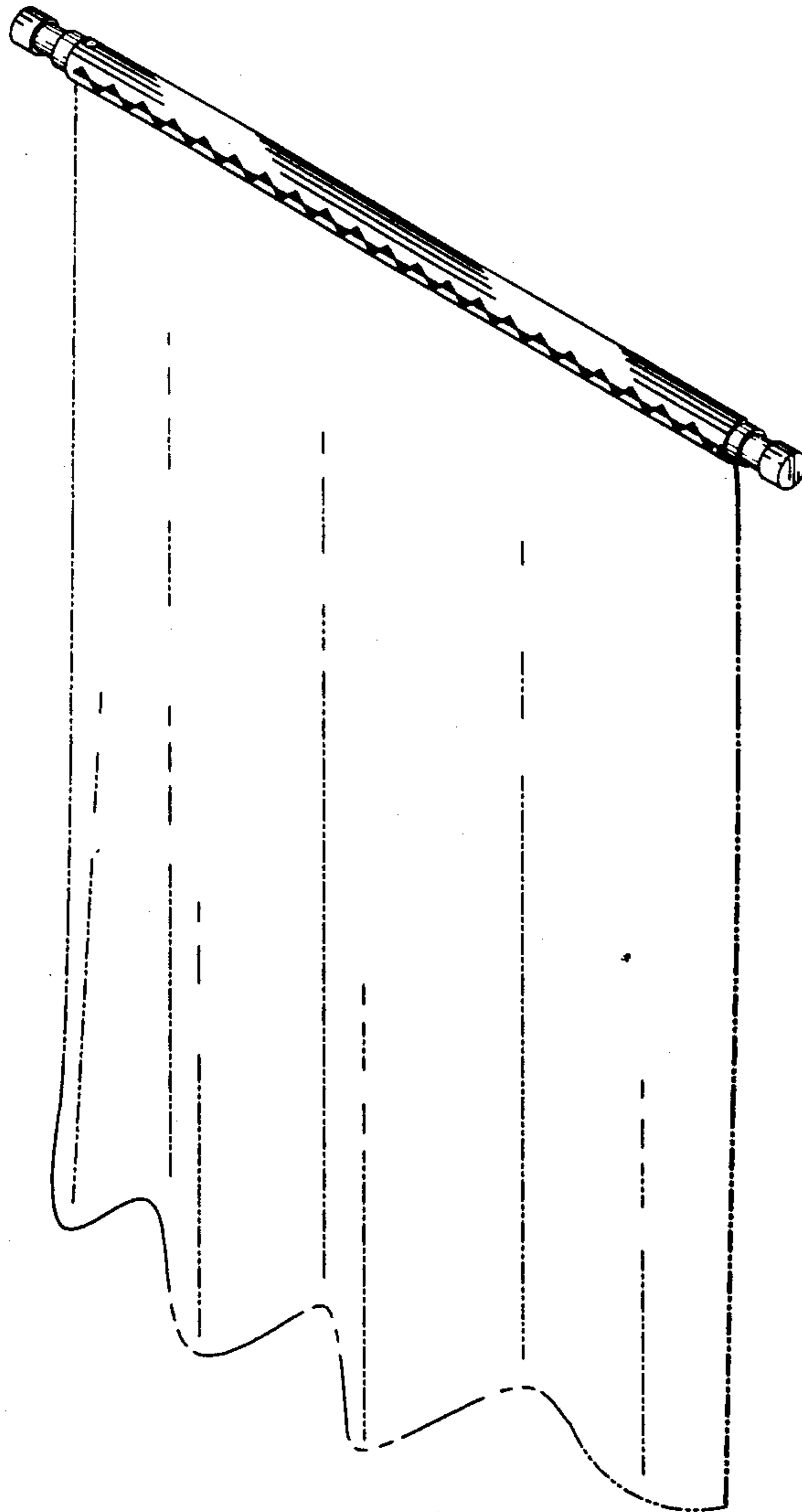


FIG. 1



FIG. 2



FIG. 3

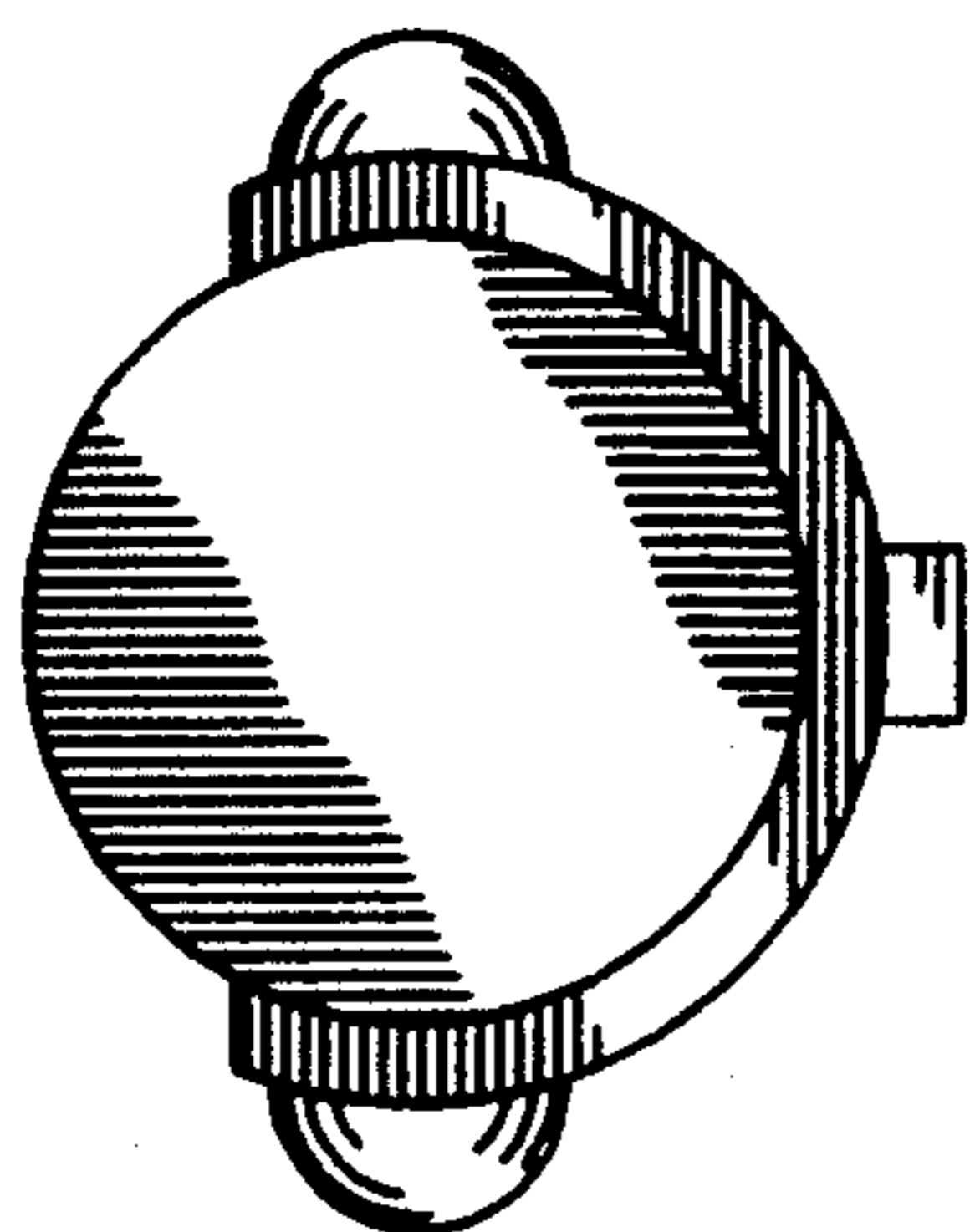


FIG. 4

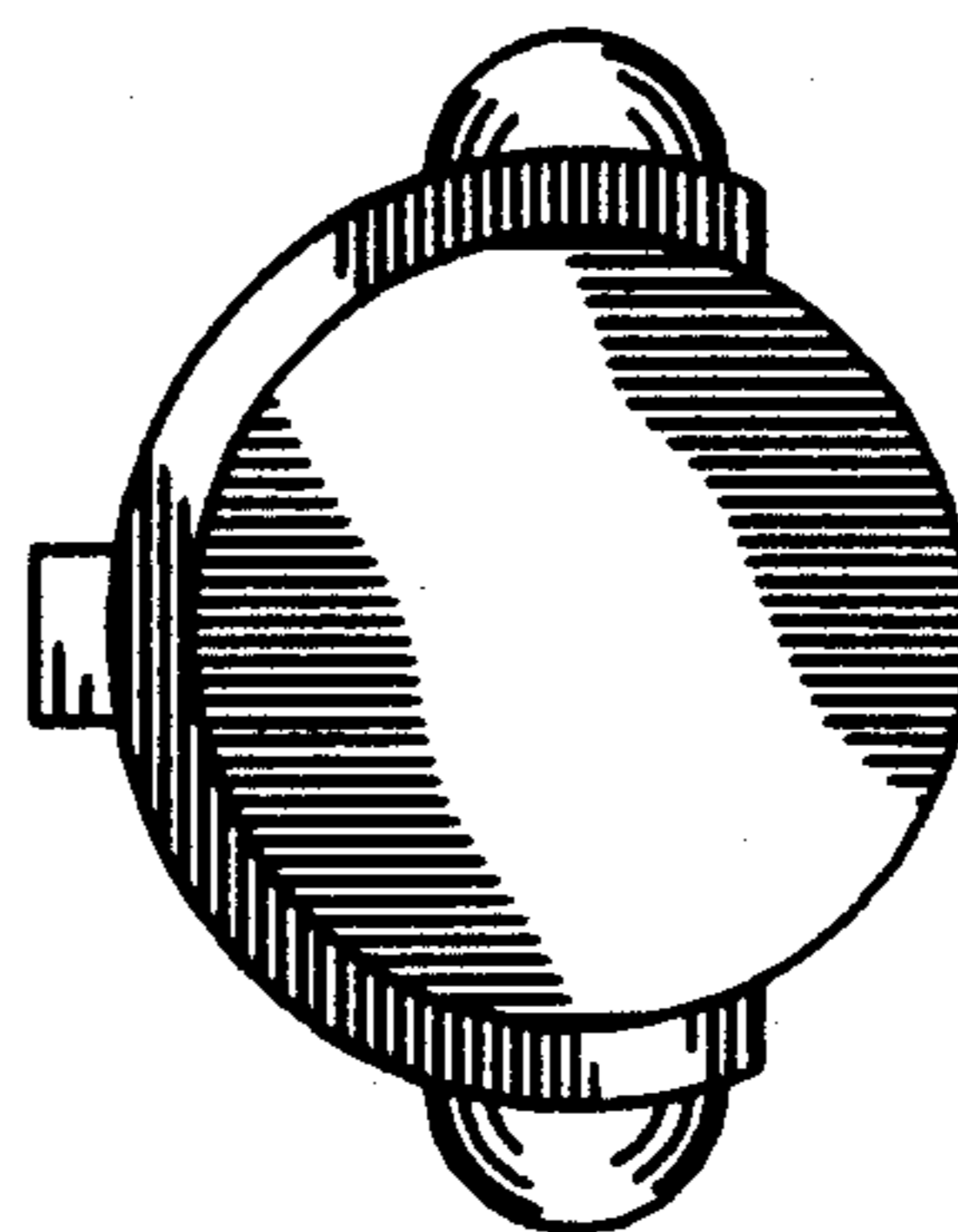


FIG. 5




FIG. 6




FIG. 7

