



US00D337492S

United States Patent [19]

[11] Patent Number: Des. 337,492

Ryan et al.

[45] Date of Patent: ** Jul. 20, 1993

[54] FOLDING SPANNER WRENCH

[75] Inventors: Bobby W. Ryan, Alanson; David Ivey, Harbor Springs; Thomas D. Sullivan, Cheboygan, all of Mich.

[73] Assignee: Ryan Engineering & Design Co., Inc., Pellston, Mich.

[**] Term: 14 Years

[21] Appl. No.: 676,737

[22] Filed: Mar. 28, 1991

[52] U.S. Cl. D8/21; D8/105; D8/26; D8/89

[58] Field of Search D8/21, 26, 88, 89, 105; 81/119, 176.1, 177.6; 7/138, 166

[56] References Cited

U.S. PATENT DOCUMENTS

D. 46,260	8/1914	Martin	D8/27
D. 54,394	2/1920	Dodge	D8/17
D. 103,141	2/1937	White	D8/26
D. 126,577	4/1941	Erleben	D8/34
D. 136,557	10/1943	Scown	D8/89
D. 138,515	8/1944	Hardy	D8/27
D. 169,490	5/1953	Hug	D8/35
D. 199,091	9/1964	Gaskins	D8/27
D. 210,093	2/1968	Bliss	D8/34
D. 210,141	2/1968	Woods	D8/26
D. 219,258	11/1970	Frye	D8/26
D. 222,659	11/1971	Hillis	D8/40
D. 240,289	6/1976	Skinner	D8/88

(List continued on next page.)

FOREIGN PATENT DOCUMENTS

914797	10/1946	France	81/176.1
128474	6/1919	United Kingdom	81/176.1

OTHER PUBLICATIONS

Zico Folding Spanner Wrench Model FSW-1, Zico Product Catalog, p. 22. Catalog is undated but received on Mar. 23, 1991 at a Fire Department Instructors Conference and Exhibition in Cincinnati, Ohio, and is apparently published by Ziamatic Corp. Pictures taken of Zico Folding Spanner Wrench Model FSW-1, ordered and received after Mar. 23, 1991.

Catalog by WS Darley & Co., Melrose Park, Ill. show-

ing tools made by Iowa American Firefighting Equipment Co. and undated, but recently published.

Product Brochure by Armstrong Bros. Tool Co., 1973, Chicago, Ill. dated 1973.

Catalog by Red Head Brass Inc., Shreve, Ohio dated 1984.

Primary Examiner—B. J. Bullock

Assistant Examiner—Philip Hyder

Attorney, Agent, or Firm—Price, Heneveld, Cooper, DeWitt & Litton

[57] CLAIM

The ornamental design for a folding spanner wrench, as shown and described.

DESCRIPTION

FIG. 1 is a perspective view of a folding spanner wrench in accordance with the design and shown in the open position;

FIG. 2 is a side elevational view of the folding spanner wrench of FIG. 1, the opposing side being a mirror image thereof;

FIG. 3 is a top view of the folding spanner wrench of FIG. 1;

FIG. 4 is a left end elevational view of the folding spanner wrench of FIG. 1;

FIG. 5 is a right end elevational view of the folding spanner wrench of FIG. 1;

FIG. 6 is a bottom view of the folding spanner wrench of FIG. 1;

FIG. 7 is a perspective view of the folding spanner wrench of FIG. 1 and shown in the closed position;

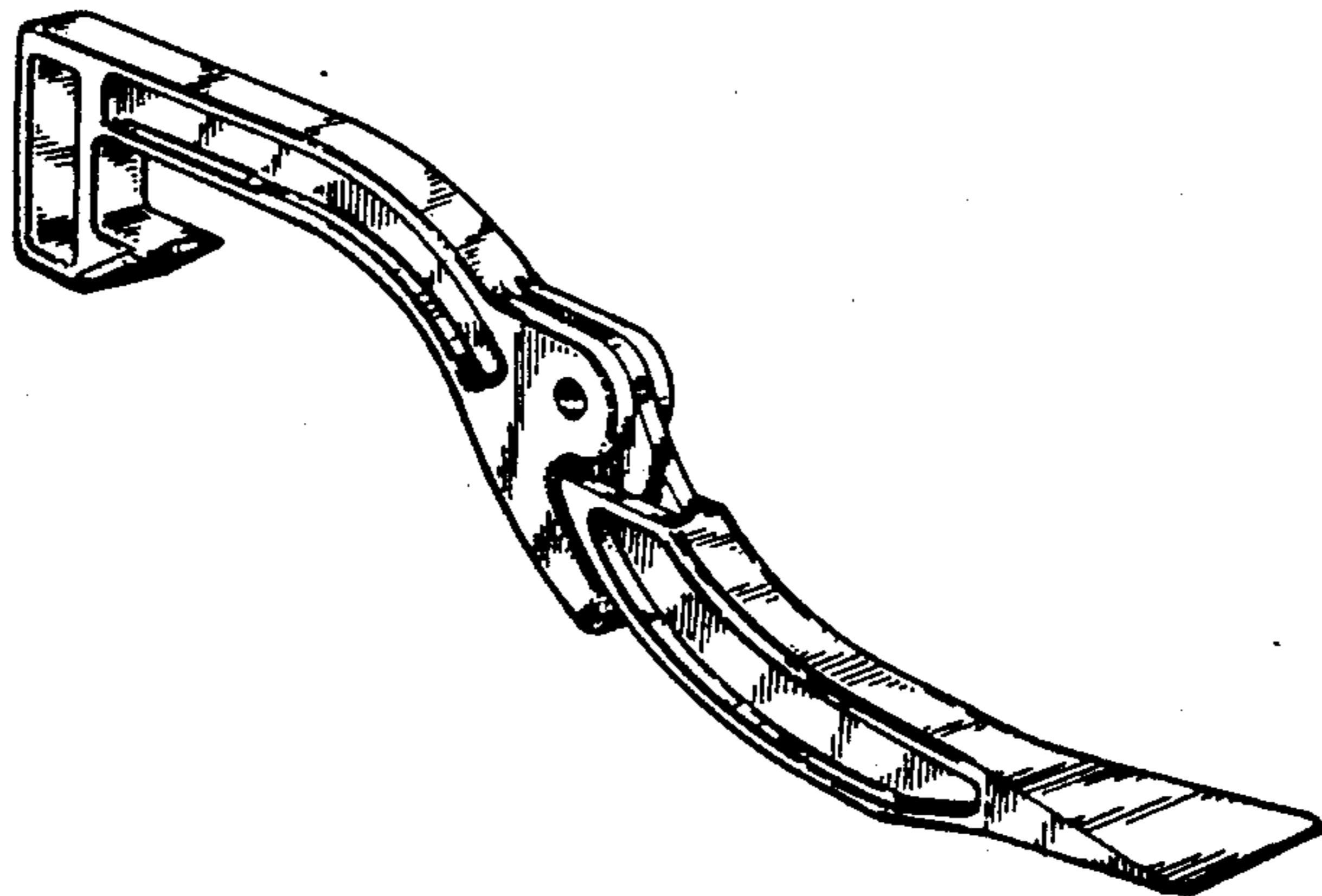
FIG. 8 is a side elevational view of the folding spanner wrench of FIG. 1 and shown in the closed position, the opposing side being a mirror image thereof;

FIG. 9 is a top view of the folding spanner wrench of FIG. 1 and shown in the closed position;

FIG. 10 is a left end elevational view of the folding spanner wrench of FIG. 1 and shown in the closed position;

FIG. 11 is a right end elevational view of the folding spanner wrench of FIG. 1 and shown in the closed position; and,

FIG. 12 is a bottom view of the folding spanner wrench of FIG. 1 and shown in the closed position.



U.S. PATENT DOCUMENTS			
D. 244,252	5/1977	Ardis	D8/26
D. 245,393	8/1977	Madsen et al.	D8/18
D. 248,613	7/1978	Pace et al.	D8/17
D. 252,849	9/1979	Weiss	D8/18
D. 252,907	9/1979	Poll	D8/27
D. 254,834	4/1980	Madsen et al.	D8/18
D. 258,636	3/1981	Bouko et al.	D8/27
259,717	6/1882	Prior .	
D. 263,674	4/1982	Ebert	D8/27
D. 266,902	11/1982	Tarran	D8/76
D. 266,903	11/1982	Tarran	D8/76
D. 271,275	11/1983	Richilano	D8/26
D. 287,927	1/1987	Zankich	D8/17
297,838	4/1884	Parsons .	
D. 300,000	2/1989	Reinhardt	D8/17
D. 301,010	5/1989	Renna	D8/17
D. 304,899	12/1989	Liu	D8/23
384,592	6/1888	Ross .	
458,337	8/1891	Dodge	81/176.1
506,832	10/1893	Schofield .	
539,793	5/1895	Carrington	7/170
563,577	7/1896	Drum .	
563,848	7/1896	Dunham .	
638,087	11/1899	Bonar .	
745,984	12/1903	Alkire .	
815,064	3/1906	Campbell .	
820,185	5/1906	Edmands .	
840,580	1/1907	McMillan .	
935,459	9/1909	Carr .	
1,032,853	7/1912	Murphy .	
1,040,564	10/1912	Merrill .	
1,431,289	10/1922	Frisz .	
1,472,517	10/1923	Fry .	
1,479,741	1/1924	Reitz .	
1,494,865	5/1924	Pierce .	
1,507,277	9/1924	Dunlap .	
1,527,772	2/1925	Baird .	
1,550,773	8/1925	Baird .	
1,581,199	4/1926	Herring .	
1,675,729	7/1928	Reynolds	81/119
1,703,856	2/1929	McKeag .	
1,784,535	12/1930	Osterby .	
1,836,716	11/1930	Huthsing	81/176.1
1,877,019	9/1932	Nathan .	
1,895,030	1/1933	Elmore	254/131
1,936,359	11/1933	Huthsing et al. .	
1,961,989	6/1934	Shippee .	
1,991,307	2/1935	Worden	294/31
2,106,639	1/1938	Jenkinson .	
2,155,947	4/1939	Low .	
2,179,396	11/1939	Barrington	7/138
2,195,667	4/1940	Baker	7/166
2,300,840	11/1942	Huxel	7/14.1
2,325,227	7/1943	Chaddock	254/25
2,327,090	8/1943	Berg	30/159
2,471,593	5/1949	Toye	81/177.6
2,525,226	10/1950	Lawellin	254/131
3,641,846	2/1972	Prial	7/12
3,705,430	12/1972	Ziaylek, Jr.	7/9
3,872,745	3/1975	Garza et al.	81/3.46 R
3,941,010	3/1976	Howell	74/545
3,949,439	4/1976	Ardis	7/1 G
4,089,077	5/1978	Morton	7/138
4,234,988	11/1980	Ross et al.	7/151
4,244,559	1/1981	Mote	254/129
4,287,623	9/1981	Tarran	7/158
4,463,632	8/1984	Parke	81/177.9
4,597,123	7/1986	Cobe, Jr.	7/138
4,646,378	3/1987	Borden	7/140
4,656,895	4/1987	Wilson	7/166
4,658,455	4/1987	Skillern	7/105
4,708,320	11/1987	Hodges	254/129
4,741,060	5/1988	Hose	7/138
4,924,544	5/1990	Culotta	7/138

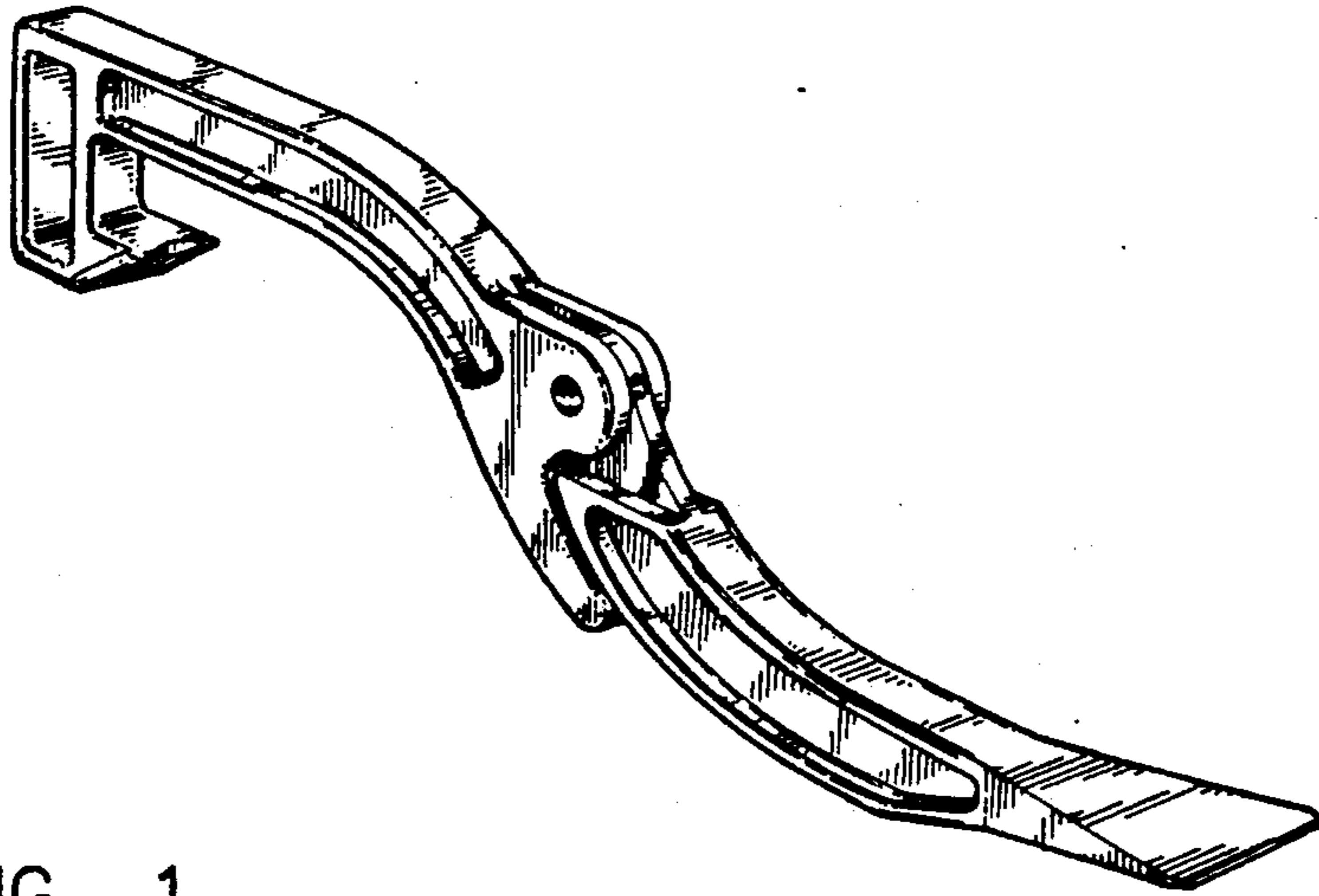


FIG. 1

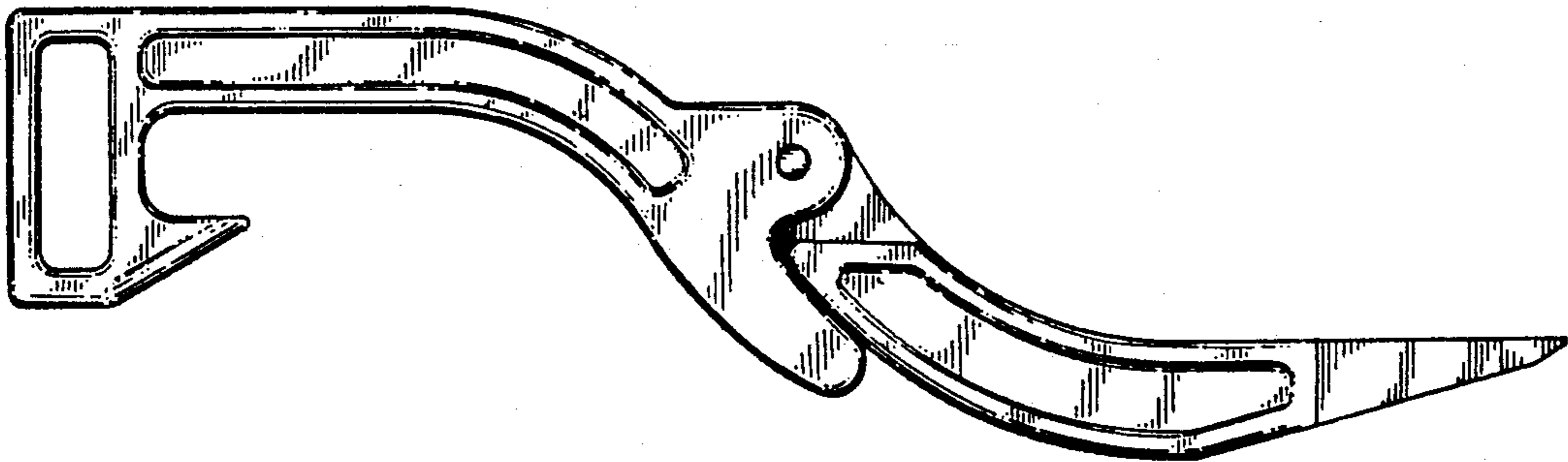


FIG. 2

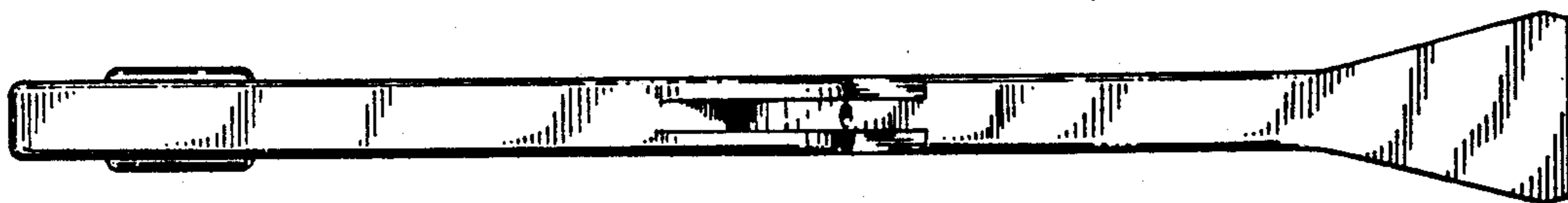


FIG. 3

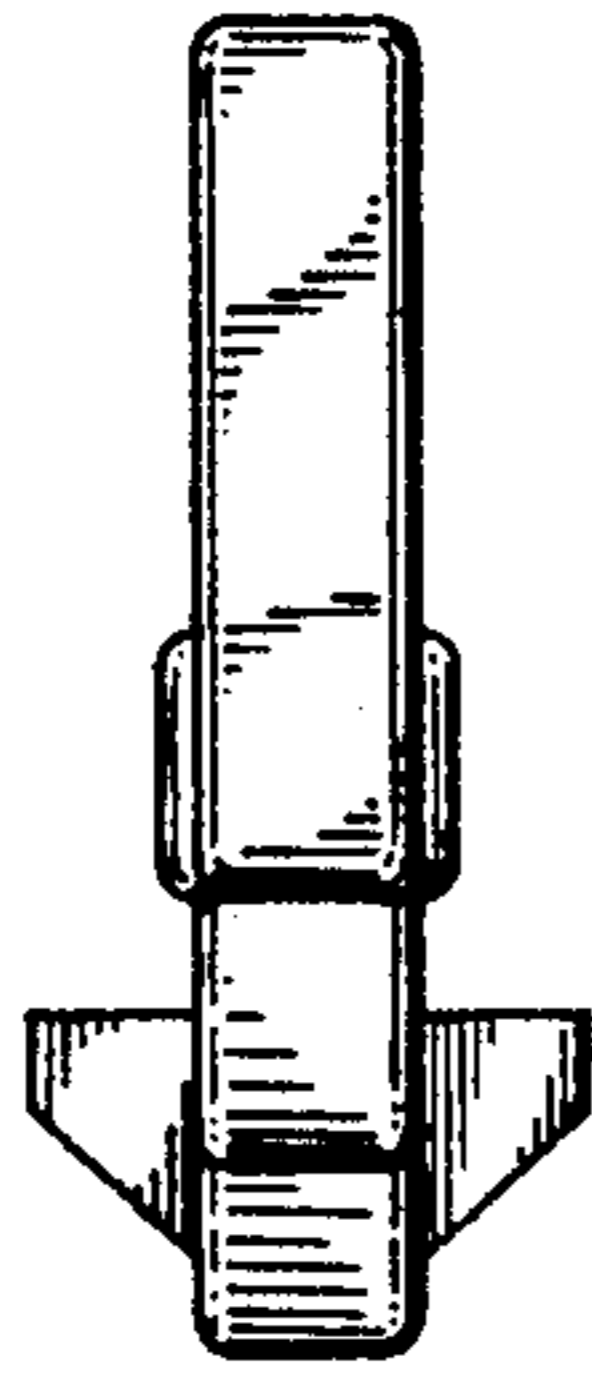


FIG. 4

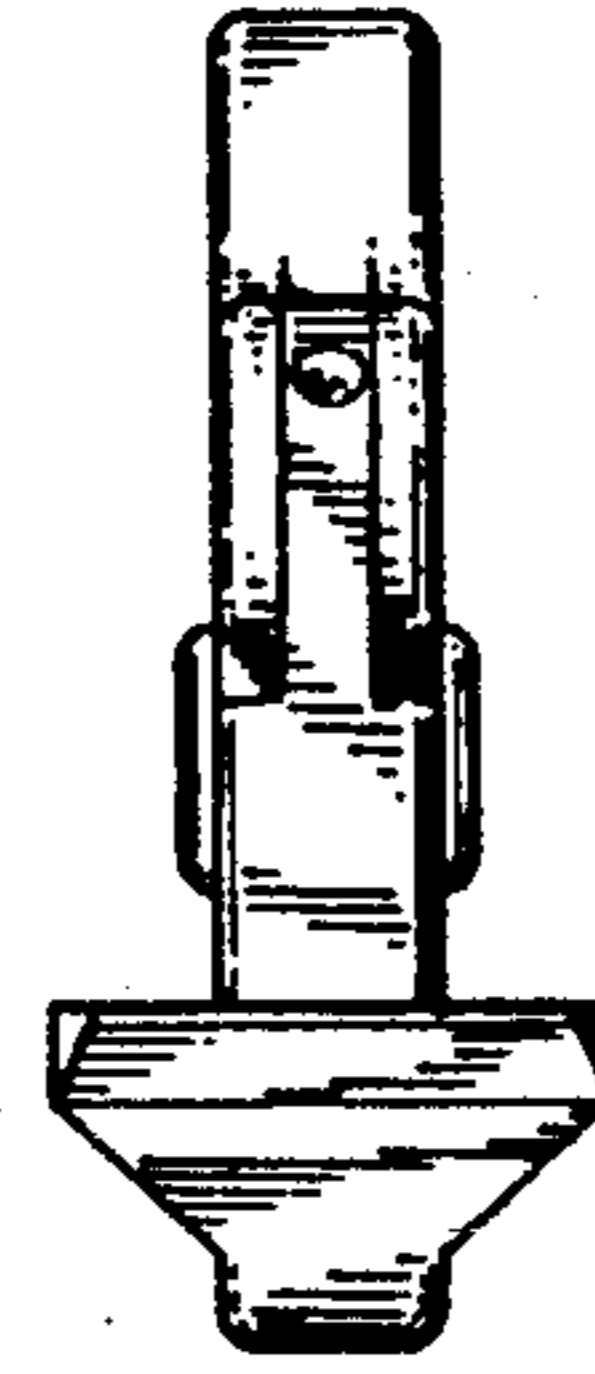


FIG. 5



FIG. 6

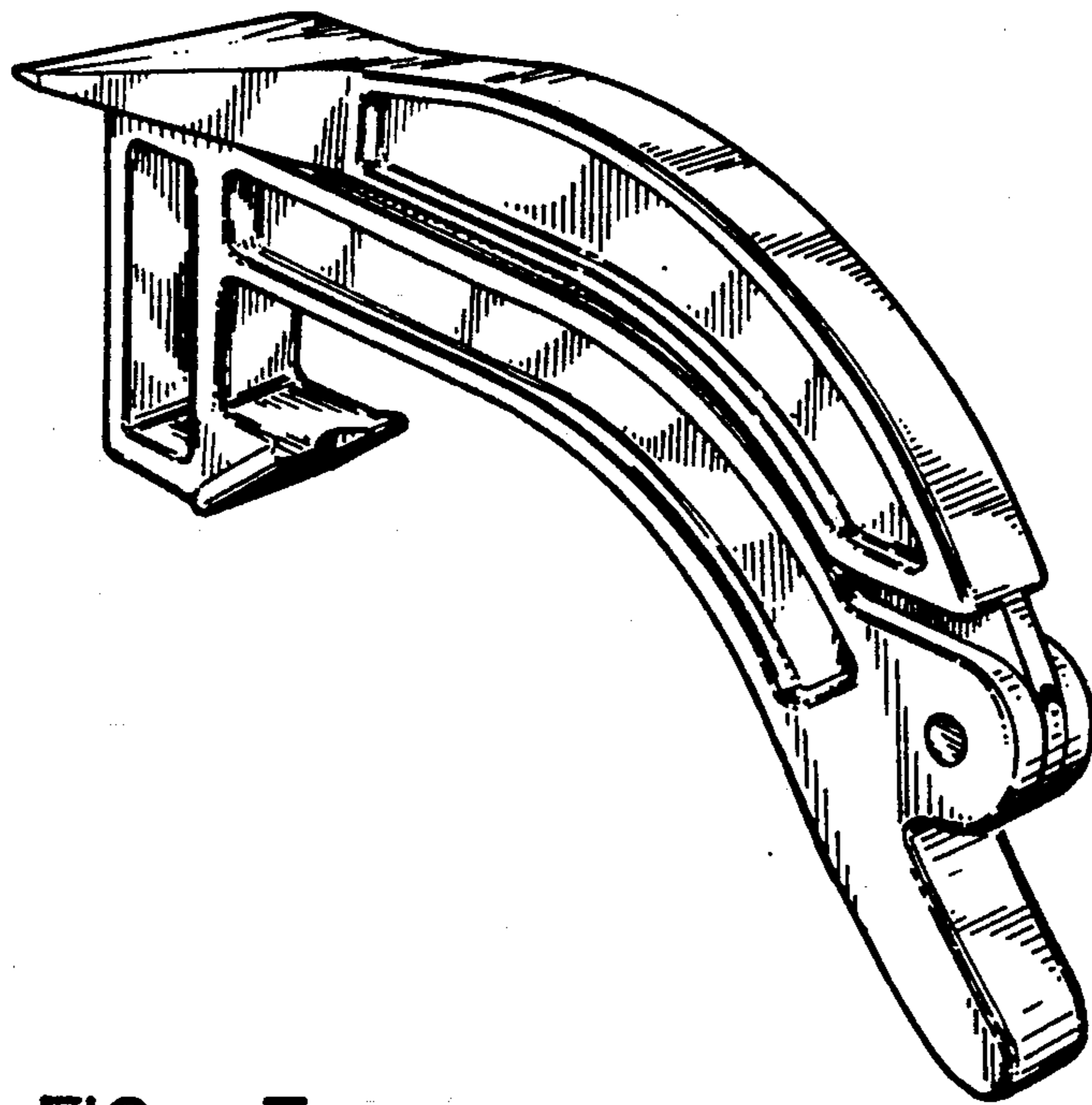


FIG. 7

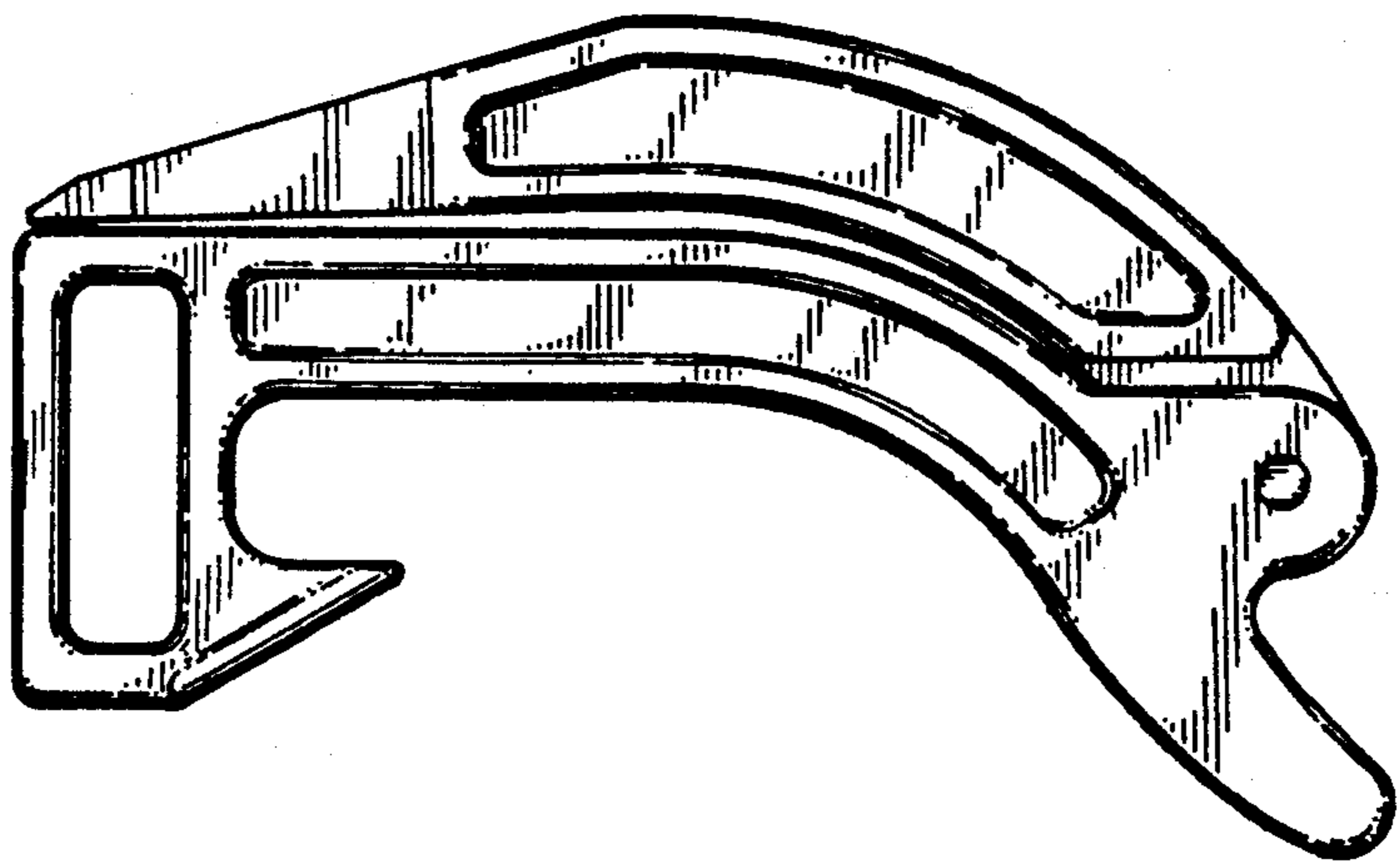


FIG. 8

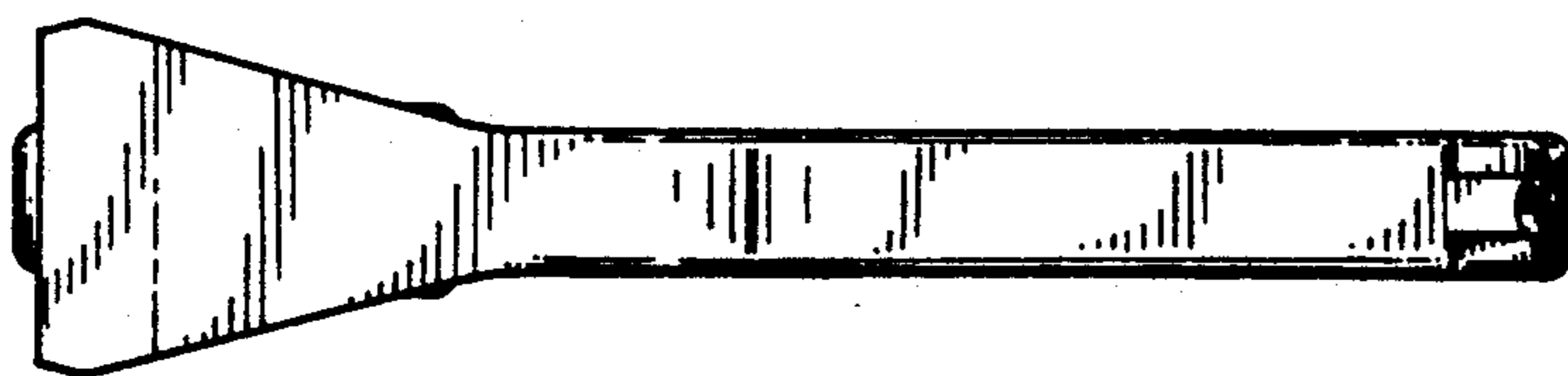


FIG. 9

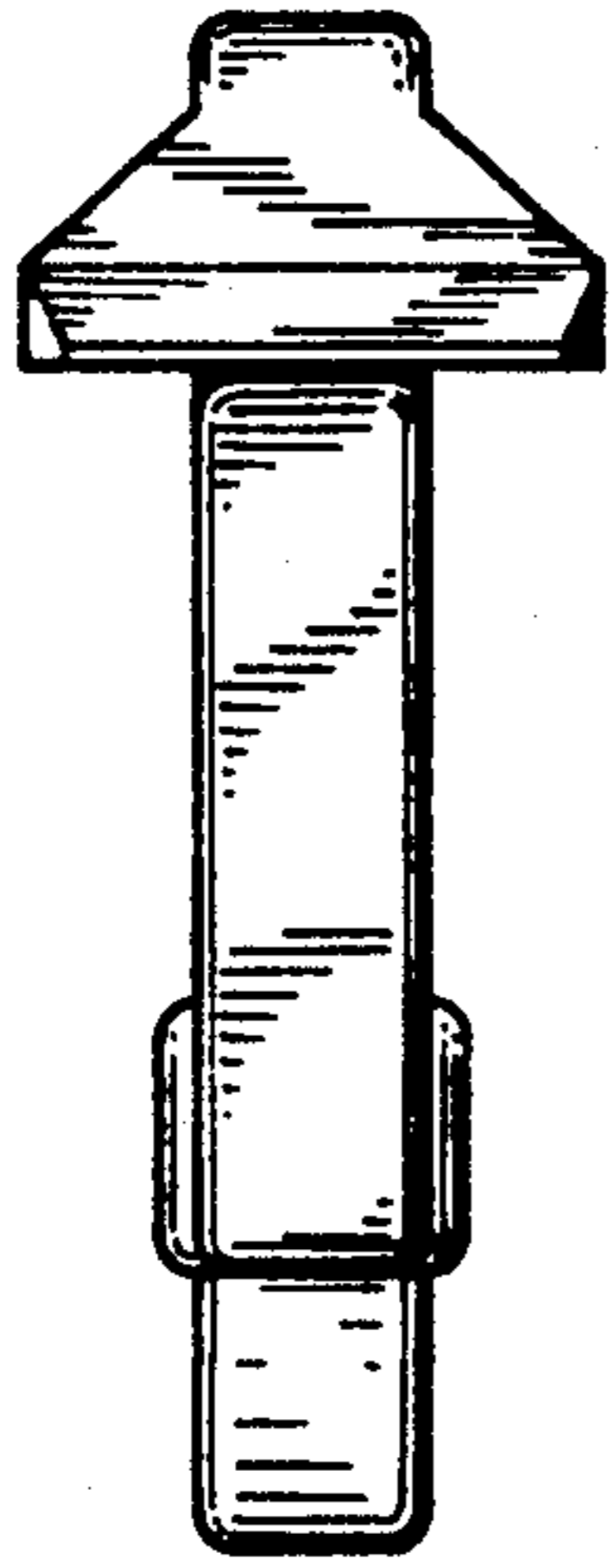


FIG. 10

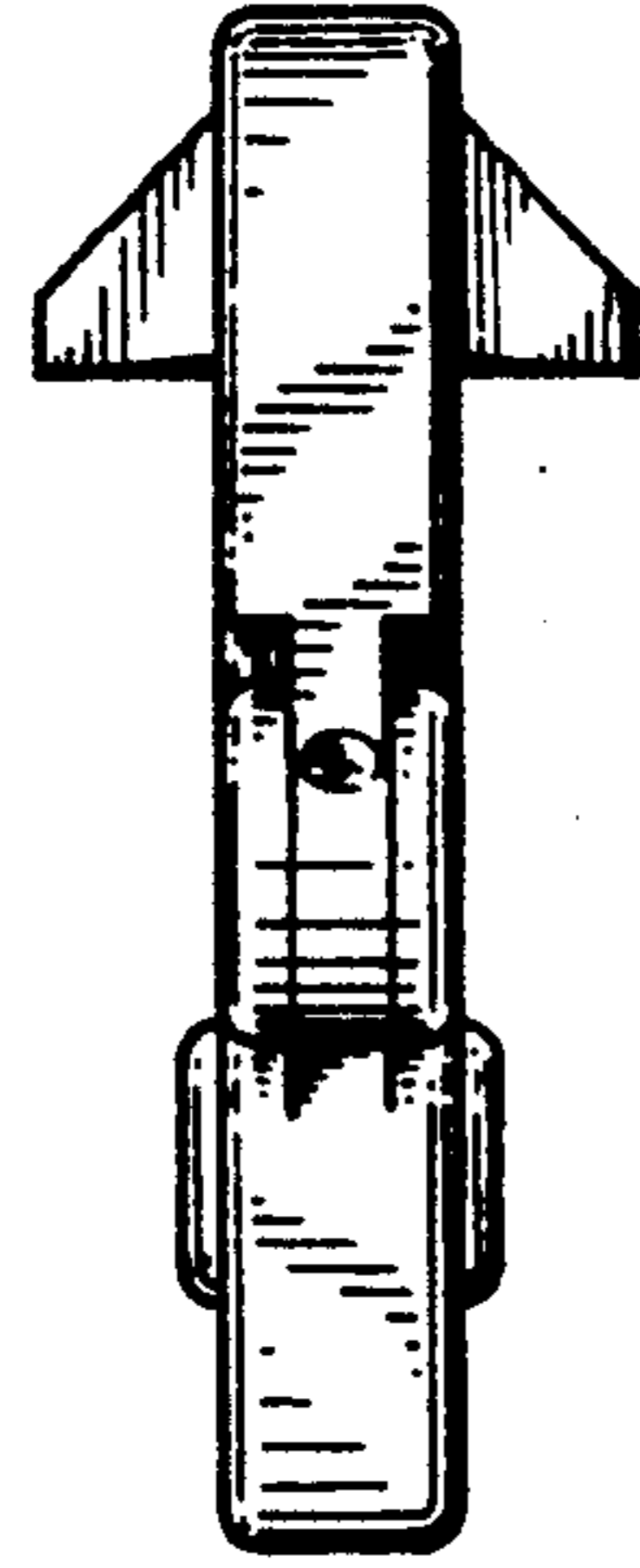


FIG. 11

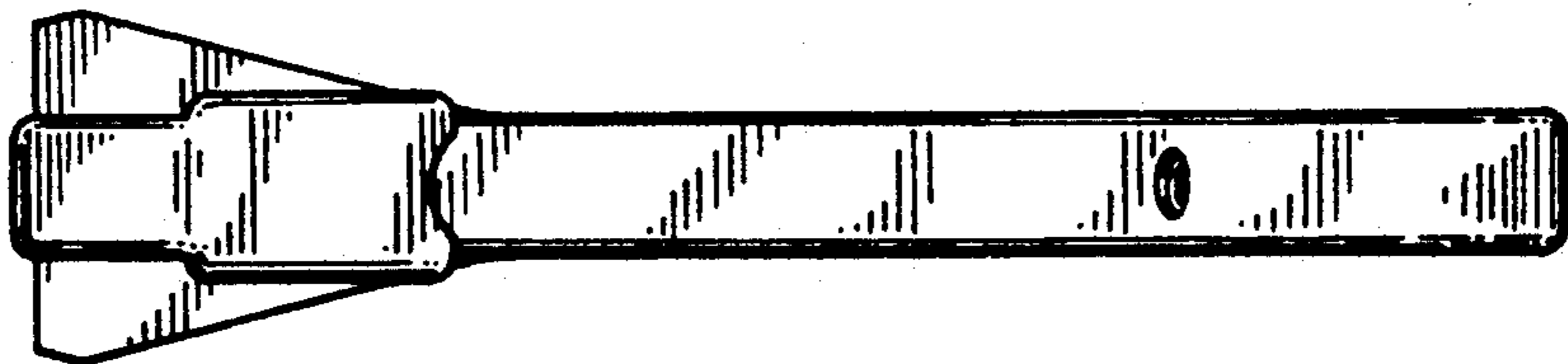


FIG. 12