



US00D337467S

United States Patent [19]

[11] Patent Number: **Des. 337,467**

Schmidt

[45] Date of Patent: **** Jul. 20, 1993**

[54] **COMBINED MIRROR AND LOCKER STORAGE UNIT**

1,578,778 3/1926 Thornhill D6/553
4,296,876 10/1981 Lefebvre 223/85 X

[76] Inventor: **David R. Schmidt**, 7116 Victoria Rd., Woodbury, Minn. 55125

Primary Examiner—Brian N. Vinson
Attorney, Agent, or Firm—Jacobson & Johnson

[**] Term: **14 Years**

[57] **CLAIM**

[21] Appl. No.: **753,677**

The ornamental design for a combined mirror and locker storage unit, as shown.

[22] Filed: **Sep. 3, 1991**

DESCRIPTION

[52] U.S. Cl. **D6/570**

[58] Field of Search D6/512, 513, 514, 552-553, D6/567-571; 40/152; 211/10, 13, 60.1, 71, 86-87, 113; 223/85, 120; 206/315.1, 315.7

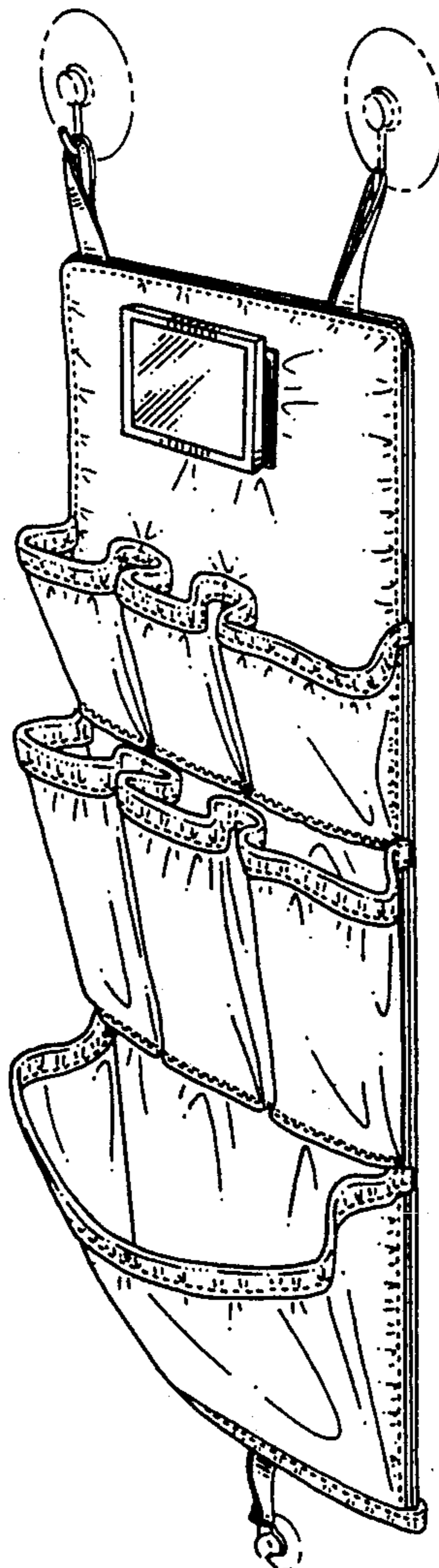
FIG. 1 is a top, front, and right side perspective view of a combination mirror and locker storage unit showing my new design, the broken-line disclosure of suction cups being for illustrative purposes only and forming no part of the claimed design;

[56] **References Cited**

U.S. PATENT DOCUMENTS

- D. 256,636 9/1980 Leishman D6/513 X
- D. 299,895 2/1989 Converti D6/514
- D. 300,399 3/1989 Krugman D6/514 X
- D. 306,520 3/1990 McCarthy D6/513 X

FIG. 2 is rear elevation view;
FIG. 3 is a left side elevation view;
FIG. 4 is a front elevation view;
FIG. 5 is a right side elevation view;
FIG. 6 is a top view; and,
FIG. 7 is a bottom view.



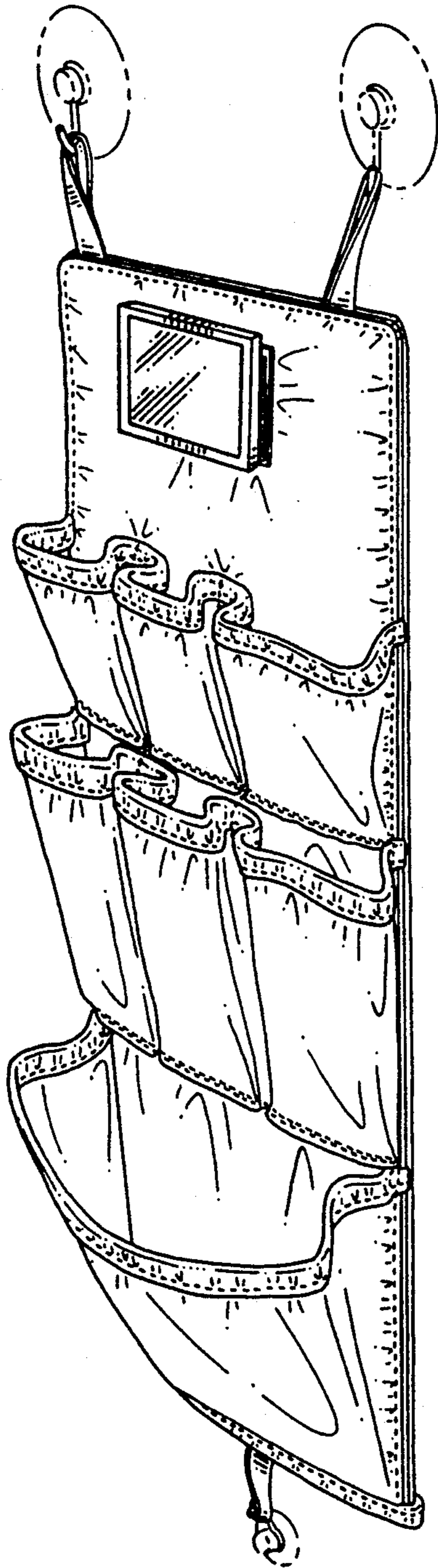


FIG. 1

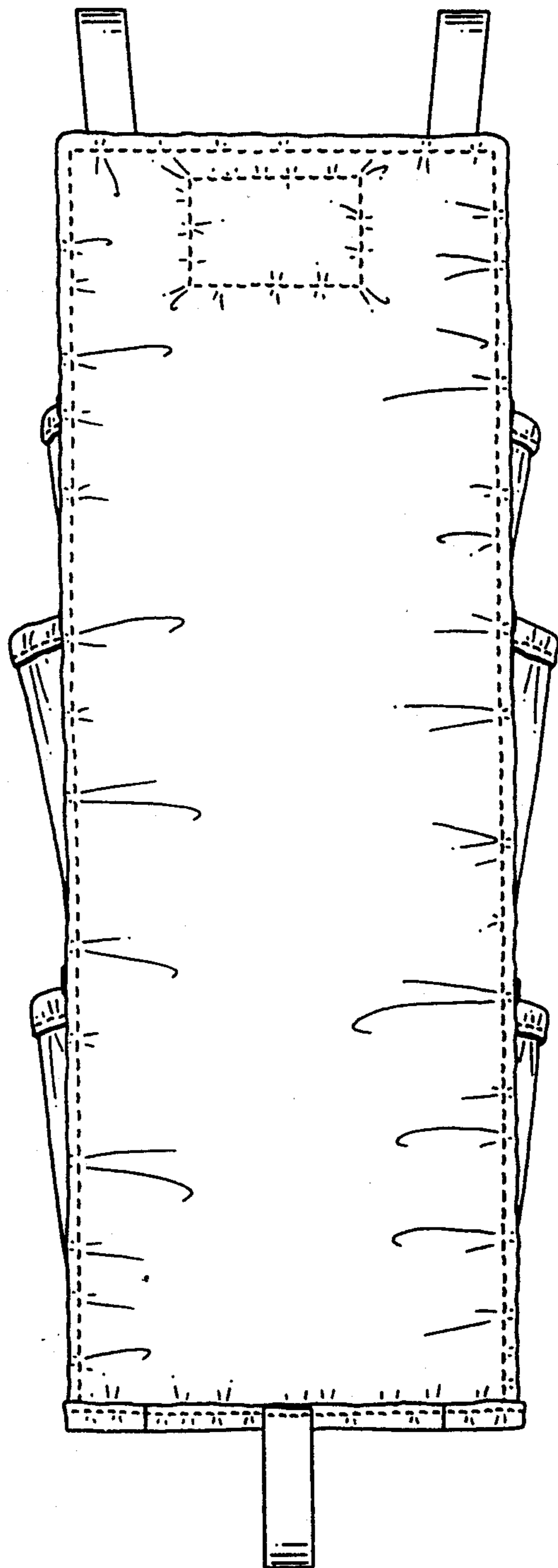


FIG. 2

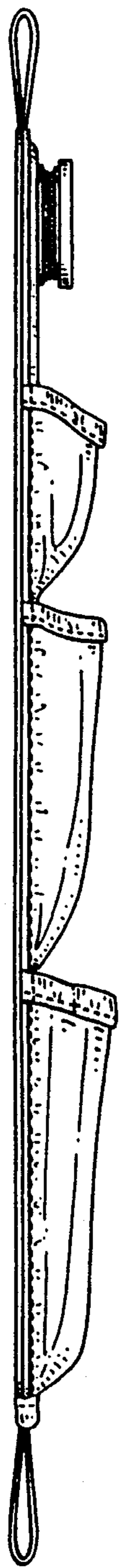


FIG. 3

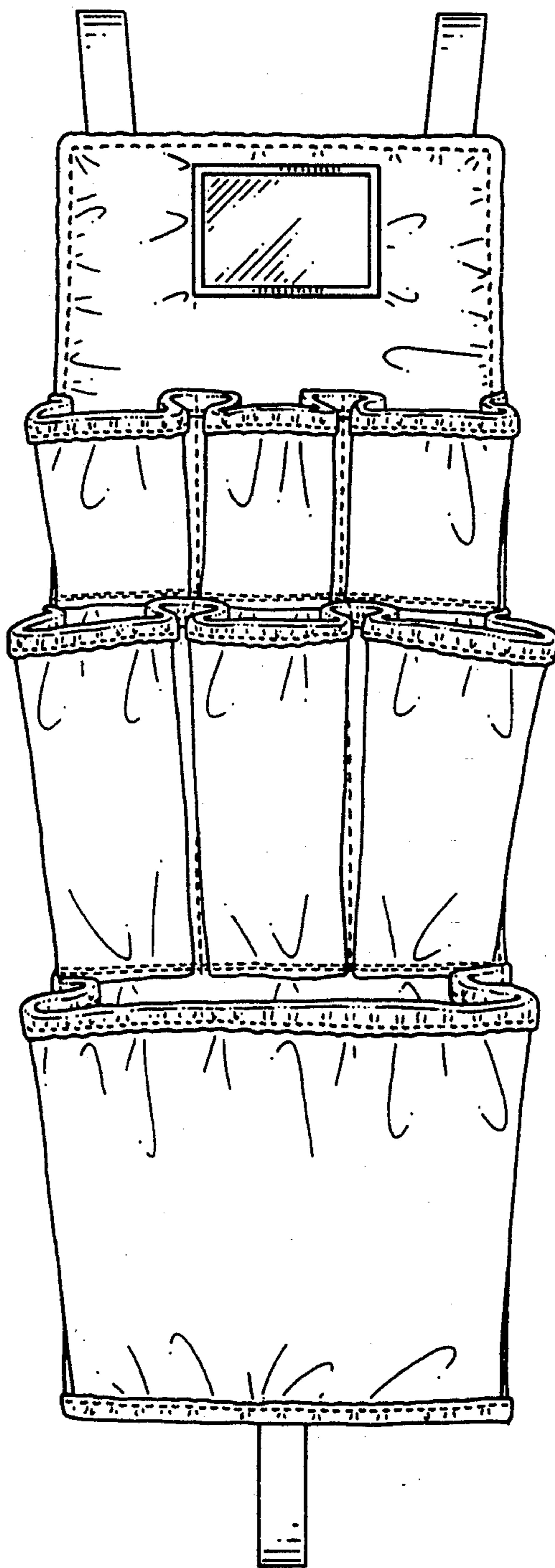


FIG. 4



FIG. 5

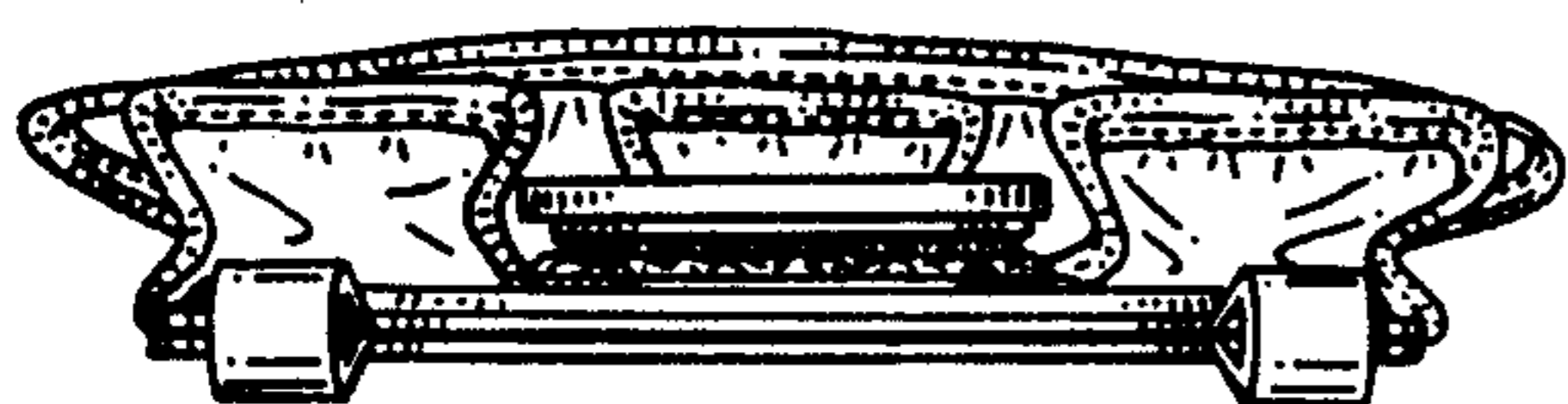


FIG. 6

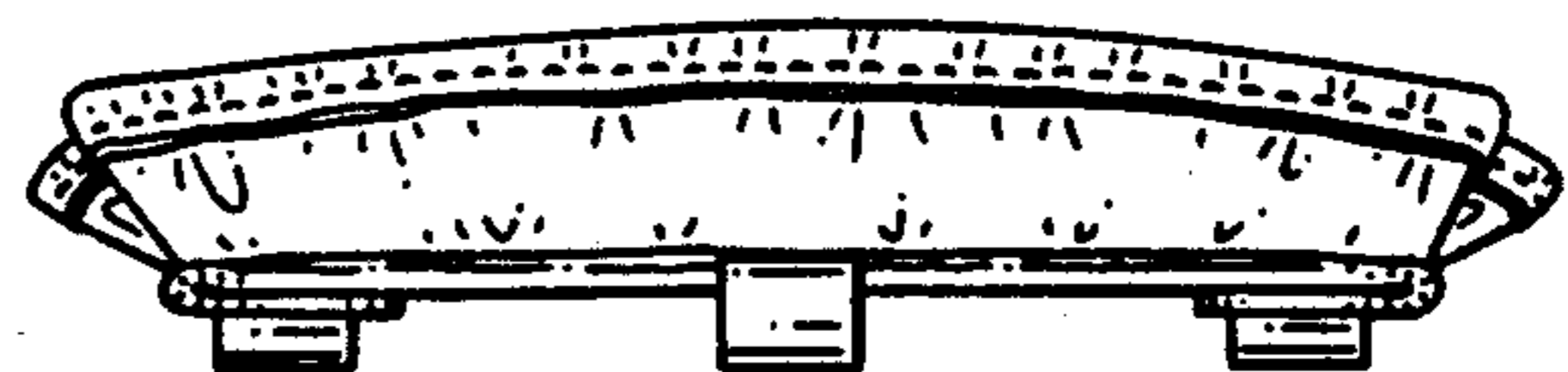


FIG. 7