



US00D337461S

United States Patent [19]

[11] Patent Number: **Des. 337,461**

Martin

[45] Date of Patent: **** Jul. 20, 1993**

[54] OCCASIONAL TABLE

- [75] Inventor: **Leo Martin, Coconut Grove, Fla.**
- [73] Assignee: **Miami Metal Products, Inc., Miami, Fla.**
- [**] Term: **14 Years**
- [21] Appl. No.: **657,184**
- [22] Filed: **Feb. 19, 1991**
- [52] U.S. Cl. **D6/484; D6/488**
- [58] Field of Search **D6/480, 482-489, D6/495, 496, 498, 499; 108/156, 161**

[56]

References Cited

U.S. PATENT DOCUMENTS

- D. 250,563 12/1978 Getner D6/484
- D. 254,641 4/1980 Thorpe D6/487
- D. 274,965 8/1984 Thorpe D6/484

OTHER PUBLICATIONS

Ficks Reed, p. 27, Table at lower left #5364m.
 Willow & Reed, p. 33, #910/48 Cocktail Table at bottom of page.
 La Barge, #8080 table at top left, p. 122B.
Primary Examiner—Alan P. Douglas
Assistant Examiner—J. E. Seeger


[57]

CLAIM

The ornamental design for an occasional table, as shown and described.

DESCRIPTION

FIG. 1 is a side elevational view of the present invention;
 FIG. 2 is a top plan view of the present invention;
 FIG. 3 is a bottom plan of the present invention;
 FIG. 4 is a perspective view of the present invention;
 FIG. 5 is a cross section view taken at line 5—5 of FIG. 1; and
 FIG. 6, is a cross section view taken at line 6—6 of FIG. 1.



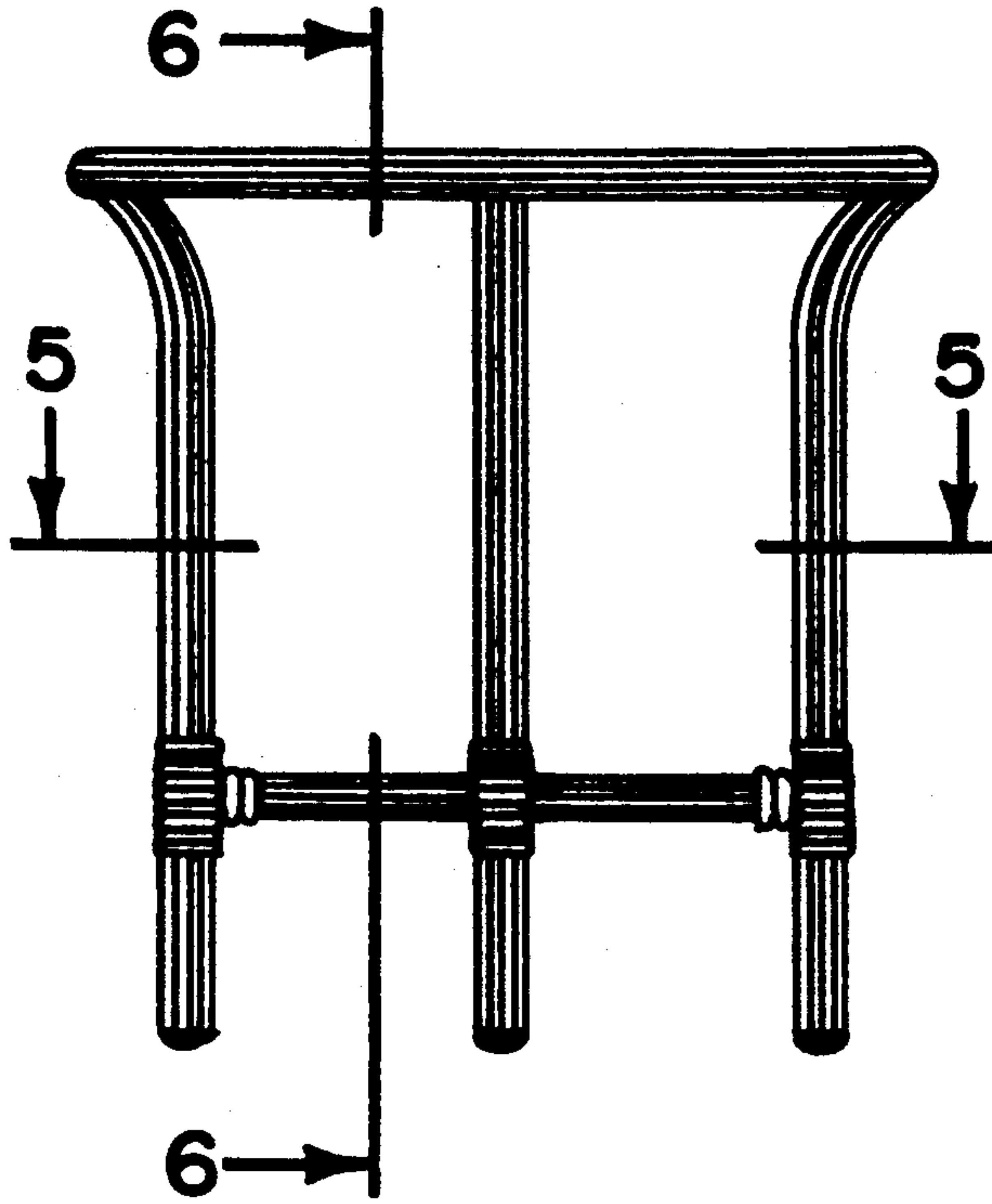


FIG. 1




FIG. 2




FIG. 3




FIG. 4

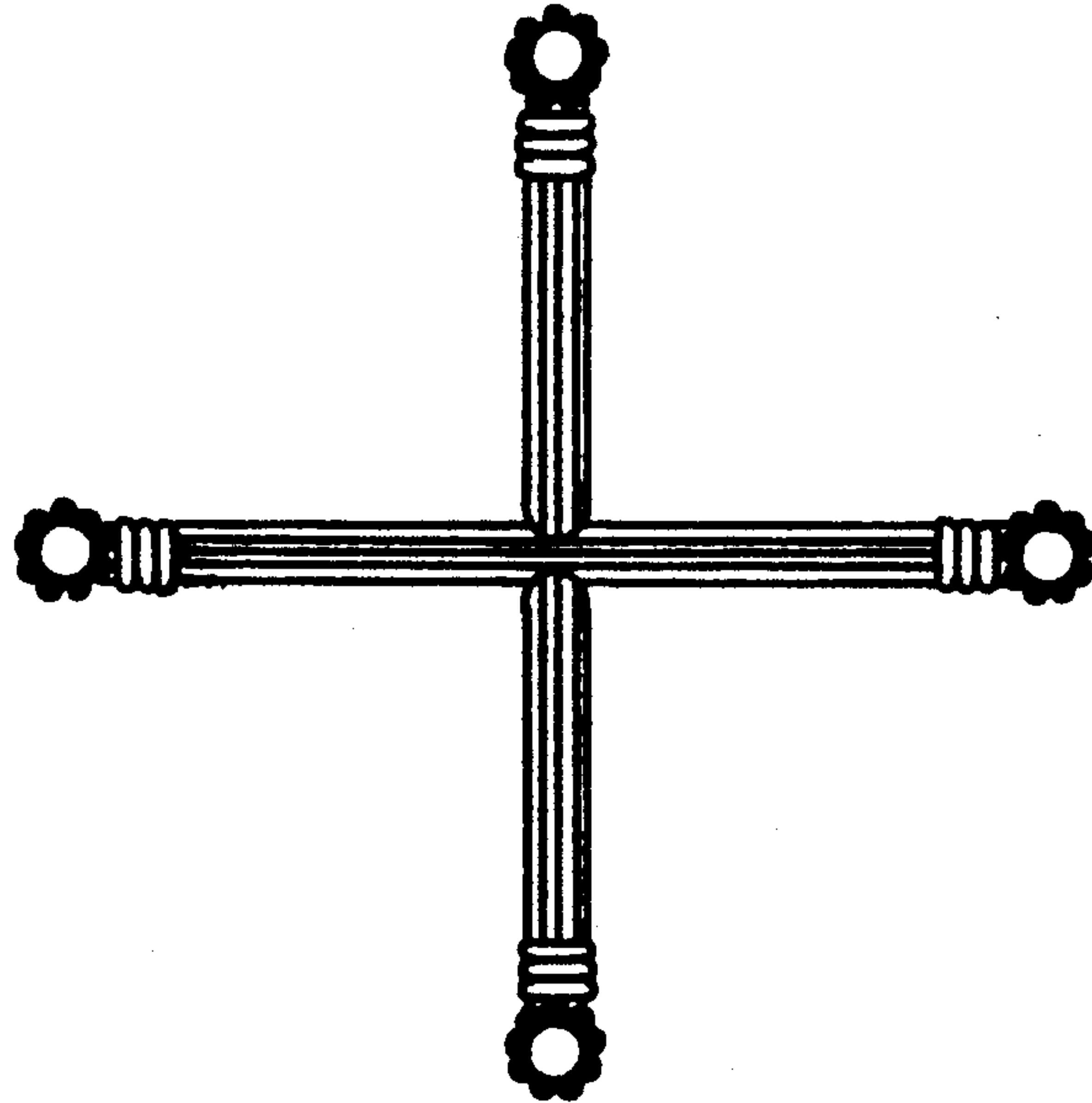


FIG. 5




FIG. 6