



US00D337458S

United States Patent [19]

[11] Patent Number: **Des. 337,458**

Doria

[45] Date of Patent: **** Jul. 20, 1993**

[54] **SUPPORT FOR A TELEVISION SET**

[75] Inventor: **Alessandro Doria, Milan, Italy**

[73] Assignee: **Daniels s.r.l., Milanese, Italy**

[**] Term: **14 Years**

[21] Appl. No.: **821,693**

[22] Filed: **Jan. 16, 1992**

[30] **Foreign Application Priority Data**

Jul. 19, 1991 [IT] Italy MI 91 0 000546

[52] U.S. Cl. **D6/449; D7/501**

[58] Field of Search **D19/90-92; D6/449, 396, 475, 476, 477-479, 466-468, 455, 406, 430, 474; D7/501; D14/114; D18/59; 108/91-93; 211/13, 59.2**

[56] **References Cited**

U.S. PATENT DOCUMENTS

- D. 253,627 12/1979 Adamson D19/92 X
- D. 267,513 1/1983 Weigel et al. D6/478 X
- D. 267,691 1/1983 White D6/478
- D. 274,729 7/1984 Hovey et al. D6/466 X

- D. 283,323 4/1986 Cervero D6/479 X
- D. 289,586 5/1987 Staab D6/449
- D. 290,913 7/1987 Righter D6/479 X
- D. 292,254 10/1987 Matilo D6/468
- D. 298,707 11/1988 Knight D6/466

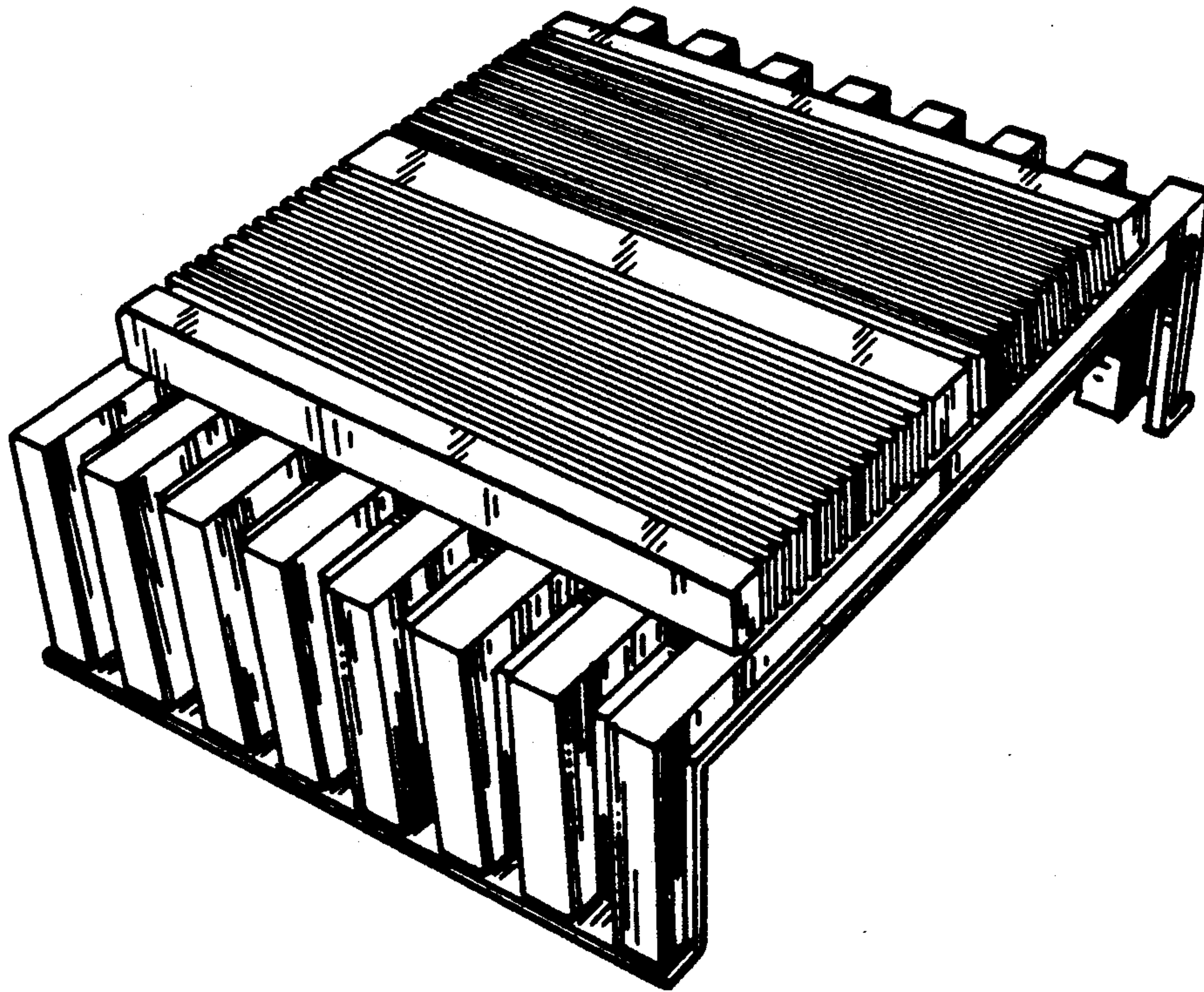
Primary Examiner—Alan P. Douglas
Assistant Examiner—Jeffrey Asch
Attorney, Agent, or Firm—Juettner Pyle & Lloyd

[57] **CLAIM**

The ornamental design for a support for a television set, as shown and described.

DESCRIPTION

FIG. 1 is a side elevational view of a support for a television set showing my new design, the opposite side being a mirror image thereof;
FIG. 2 is a top plan view;
FIG. 3 is an end elevational view, the opposite end being a mirror image thereof;
FIG. 4 is a top plan view with the upper portion removed for convenience of illustration;
FIG. 5 is a perspective view; and,
FIG. 6 is a perspective view thereof with the upper portion being rotated to an alternate position.



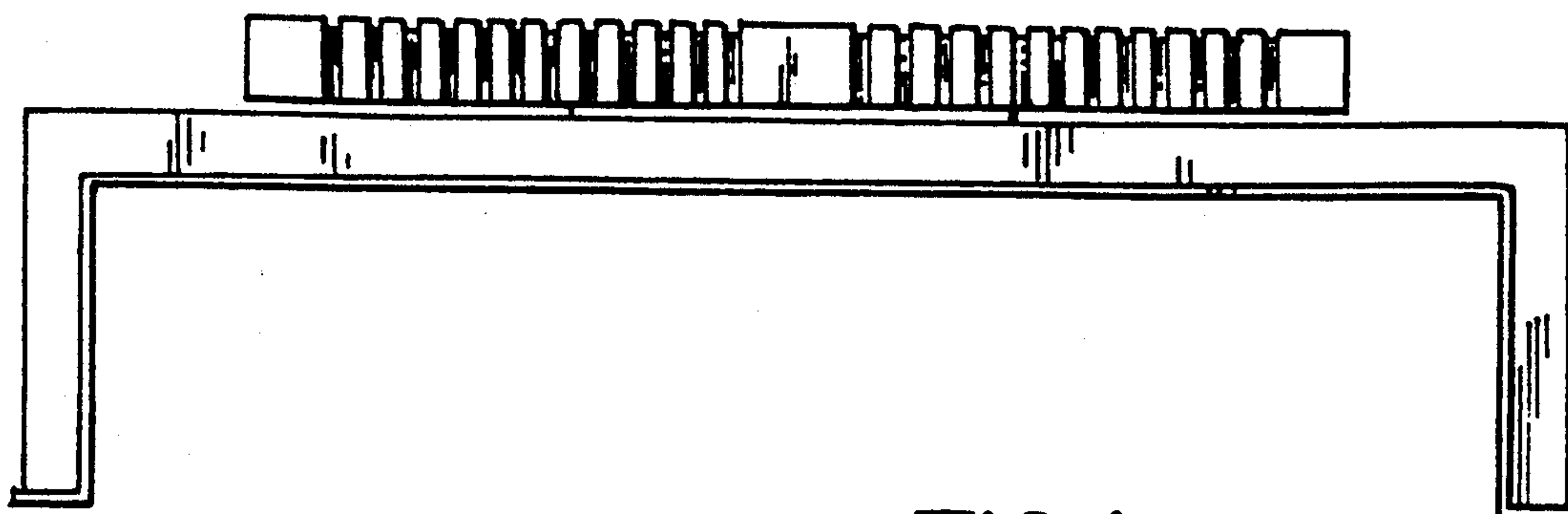


FIG. 1




FIG. 2

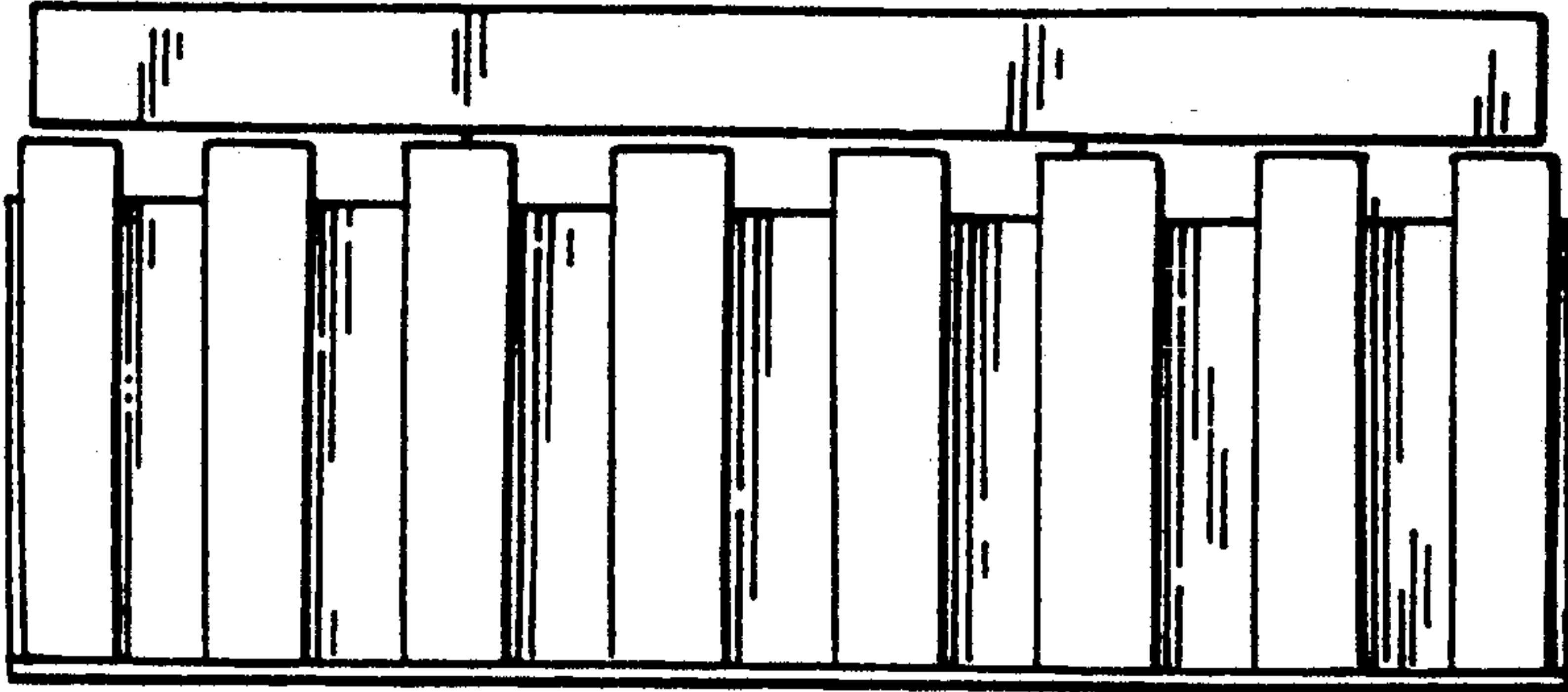


FIG. 3




FIG. 4

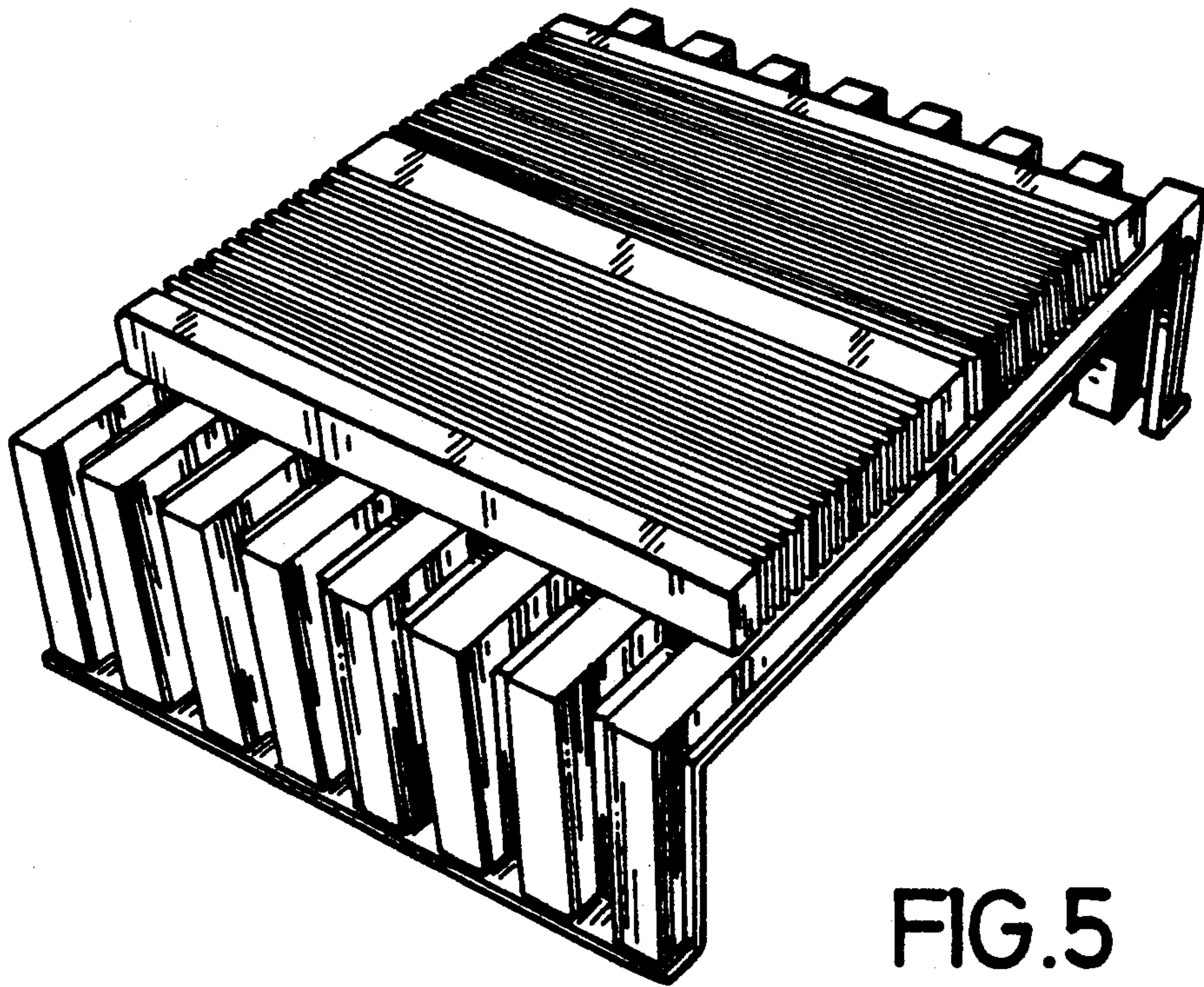


FIG. 5

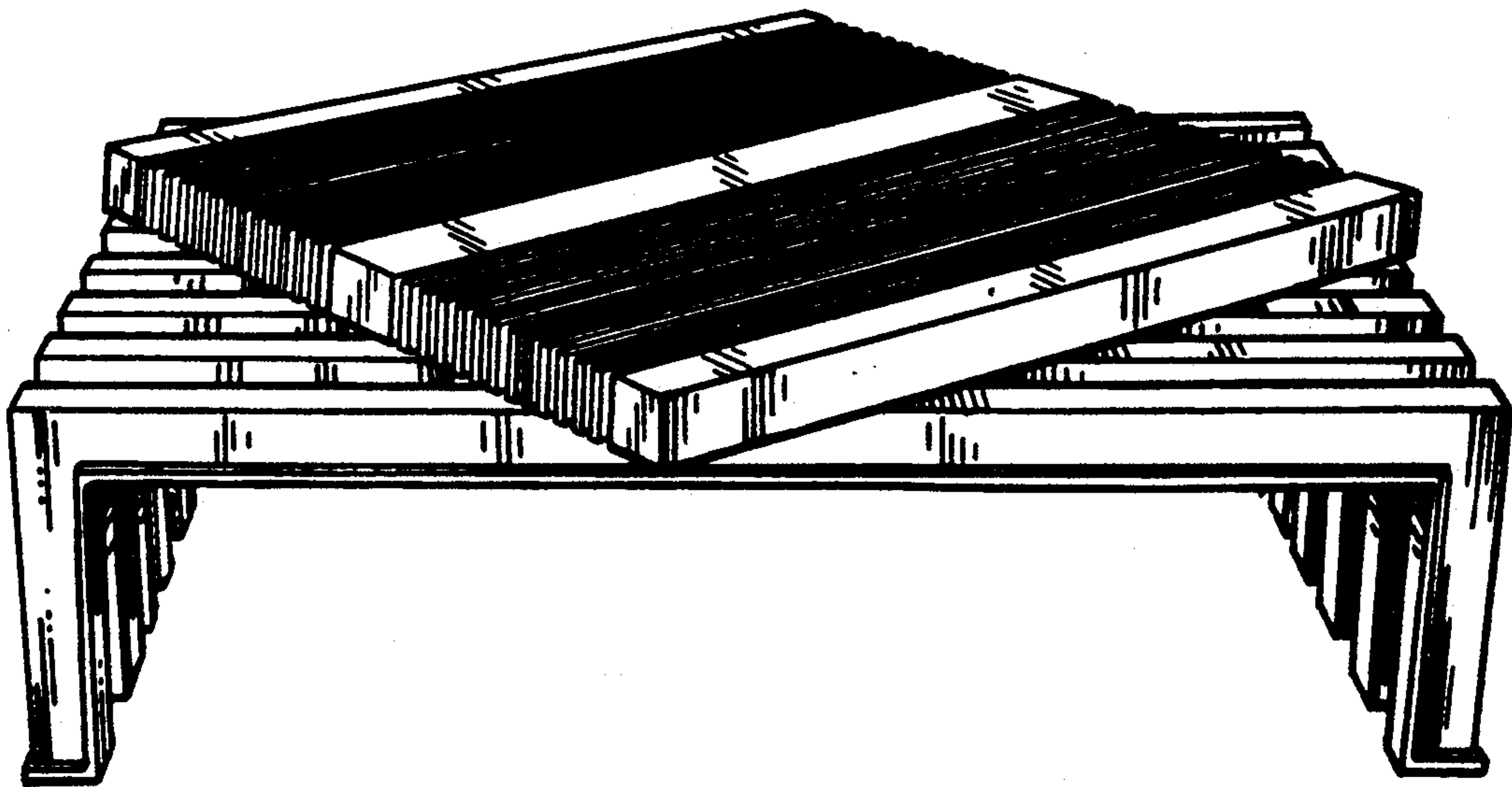


FIG. 6