



US00D337445S

United States Patent [19]

[11] Patent Number: **Des. 337,445**

Sando

[45] Date of Patent: **** Jul. 20, 1993**

- [54] **FOLDABLE BEACH CHAIR AND ACCESSORY TOTE**
- [76] Inventor: **Jan R. Sando**, 4162 Yosemite Ave. South, Minneapolis, Minn. 55416
- [**] Term: **14 Years**
- [21] Appl. No.: **691,091**
- [22] Filed: **Apr. 25, 1991**
- [52] U.S. Cl. **D6/368; D6/336; D6/361**
- [58] Field of Search **D6/334, 335, 336, 361, D6/368, 374, 375, 500, 501, 502; 297/17, 378**

- 4,079,992 3/1978 Thrift et al. .
- 4,273,380 6/1981 Silvestri .
- 4,687,248 8/1987 Ross et al. .
- 4,746,166 5/1988 Sadam .
- 4,775,188 10/1988 Fuchs et al. .
- 4,925,239 5/1990 Powers .
- 4,942,948 7/1990 Vickers .

Primary Examiner—Alan P. Douglas
Assistant Examiner—Gary D. Watson
Attorney, Agent, or Firm—Haugen and Nikolai

- [56] **References Cited**
- U.S. PATENT DOCUMENTS**
- D. 73,646 10/1927 Dinstman D10/33
 - D. 74,736 3/1928 Greengus D10/12
 - D. 112,612 12/1938 Marshall D10/12
 - D. 116,558 9/1939 Ficks .
 - D. 122,083 8/1940 Levy D10/12
 - D. 122,116 8/1940 Houston D10/12
 - D. 167,514 8/1952 Hicks .
 - D. 228,428 9/1973 Wilson et al. D6/361
 - D. 251,333 3/1979 Thrift et al. .
 - D. 299,988 2/1989 Parabita .
 - D. 302,768 8/1989 Grosfillex .
 - D. 303,878 10/1989 Goldsmith .
 - D. 309,474 7/1990 Murai D19/75
 - D. 323,468 1/1992 Peersmann D10/11
 - 2,915,154 12/1959 Holder .
 - 3,092,224 6/1963 O'Neil .
 - 3,422,938 1/1969 Worcester .
 - 3,627,086 12/1971 Calgon et al. .
 - 3,817,574 6/1974 McNab .
 - 3,955,849 5/1976 Grober et al. .

[57] **CLAIM**

The ornamental design for a foldable beach chair and accessory tote, as shown and described.

DESCRIPTION

FIG. 1 is a perspective view of my design for a foldable beach chair and accessory tote of the present invention, and illustrating the design in open position;

FIG. 2 is a side elevational view of the foldable beach chair and accessory tote design in open position, with the opposed side view being a mirror image of that illustrated in FIG. 2;

FIG. 3 is a top plan view of the foldable beach chair and accessory tote design in open position;

FIG. 4 is a bottom plan view of the design in open position;

FIG. 5 is a front elevational view of the top portion of the design illustrated in FIG. 1 in open position;

FIG. 6 is a rear elevational view of the top portion of the design illustrated in FIG. 1 in open position; and,

FIG. 7 is a side perspective view of the foldable beach chair and accessory tote design in closed position, with the opposed side view being a mirror image of that illustrated in FIG. 7.

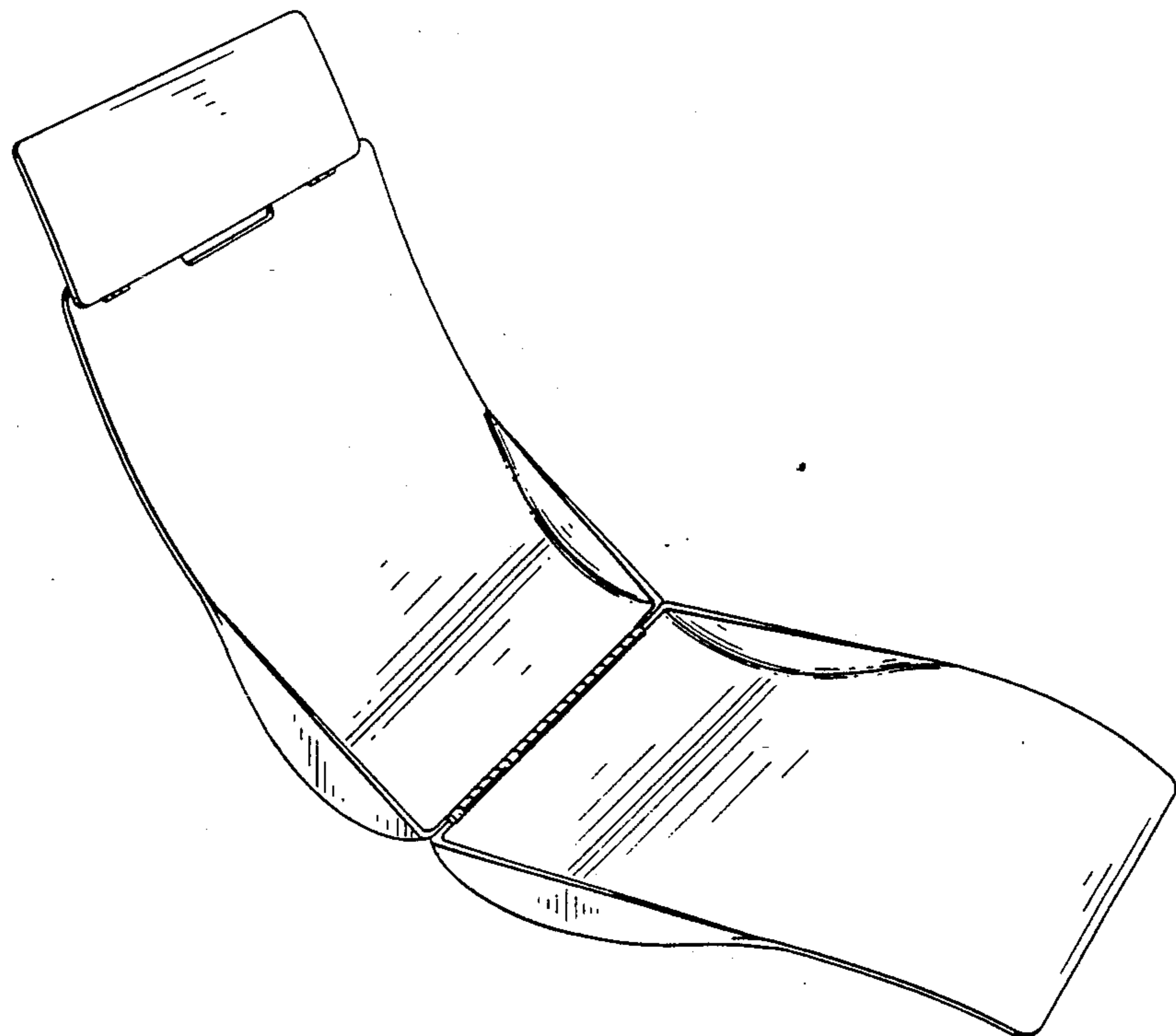
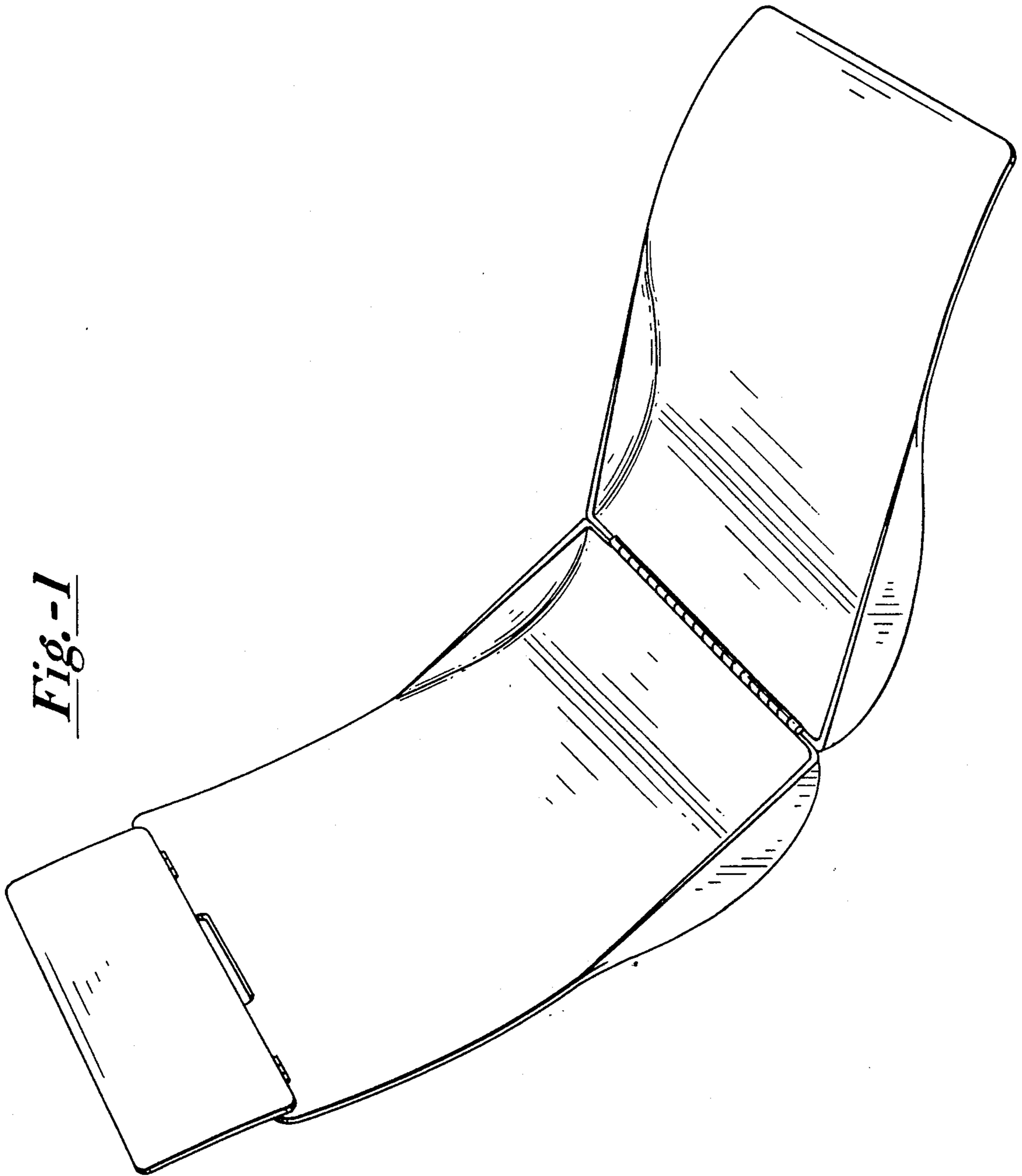


Fig.-1



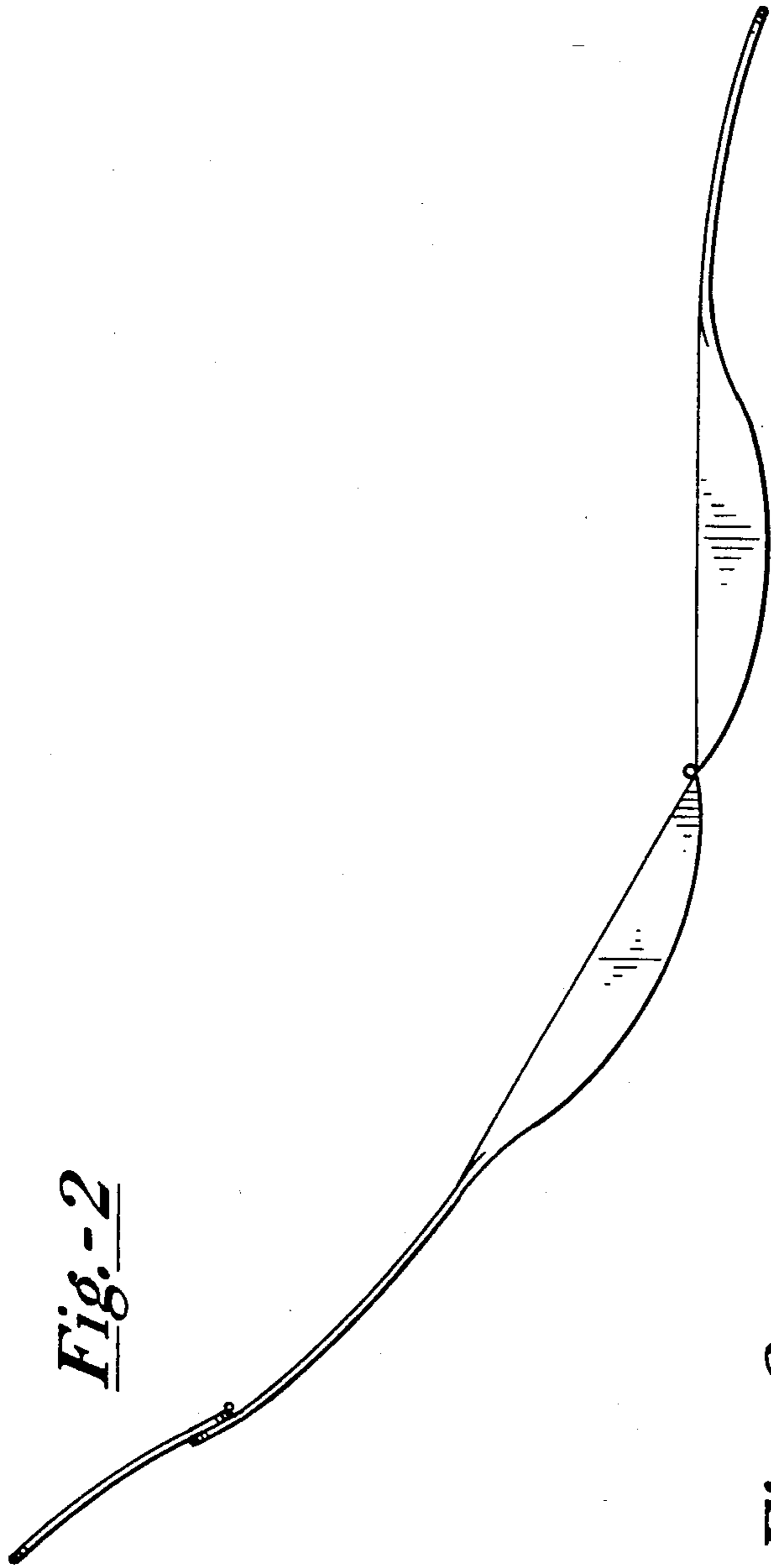


Fig. - 2

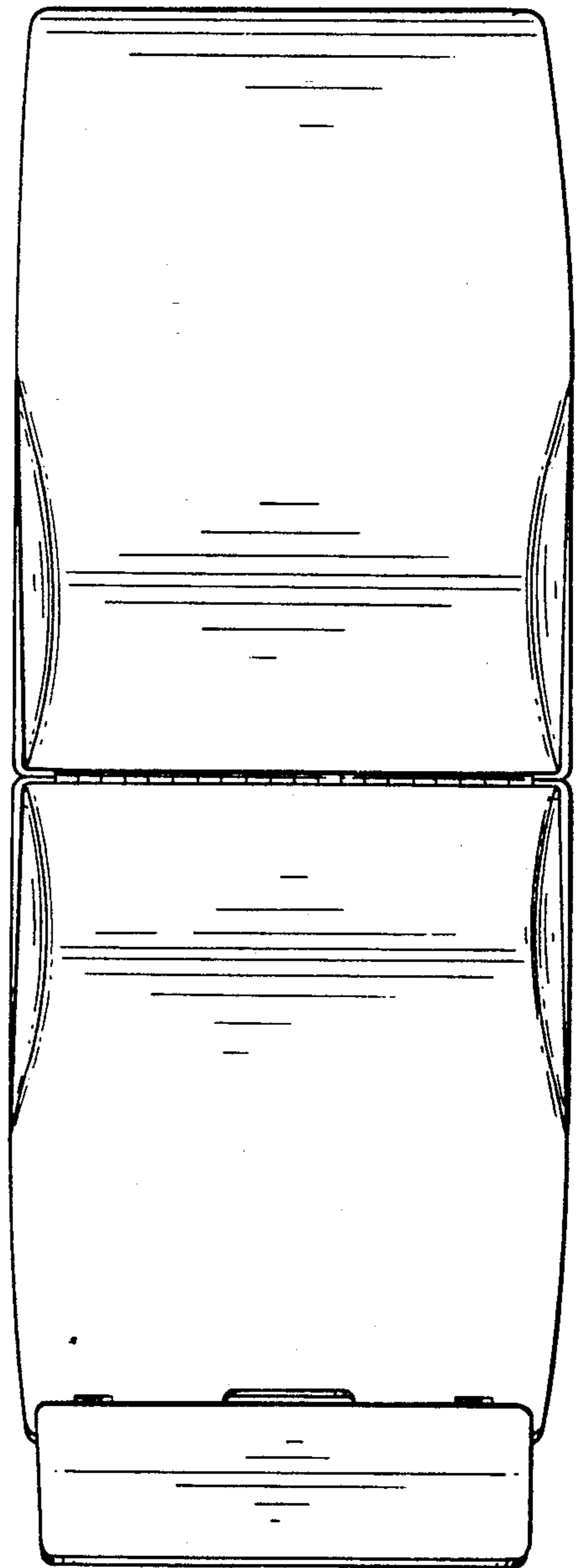


Fig. - 3

Fig.-4




Fig.-5

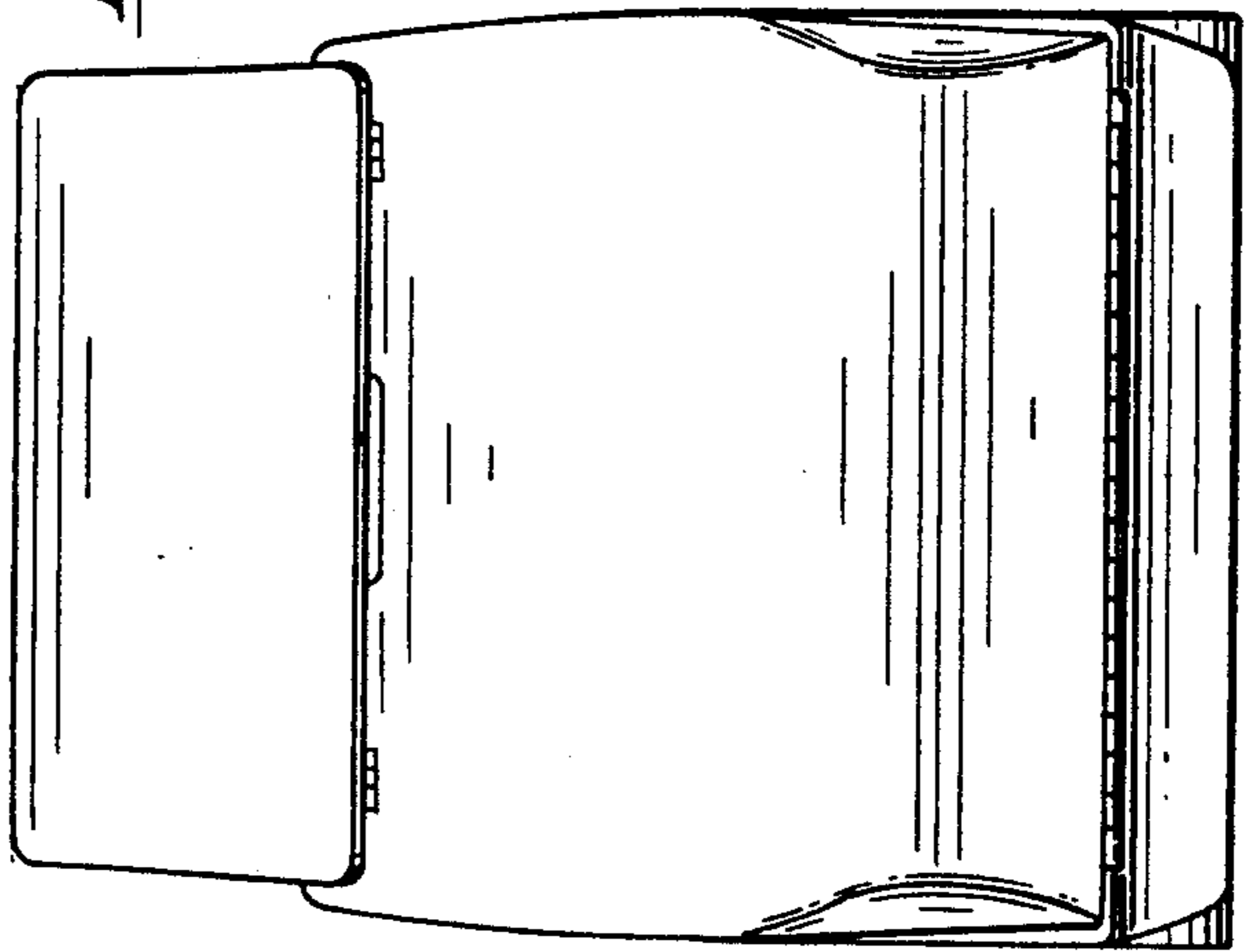


Fig.-6

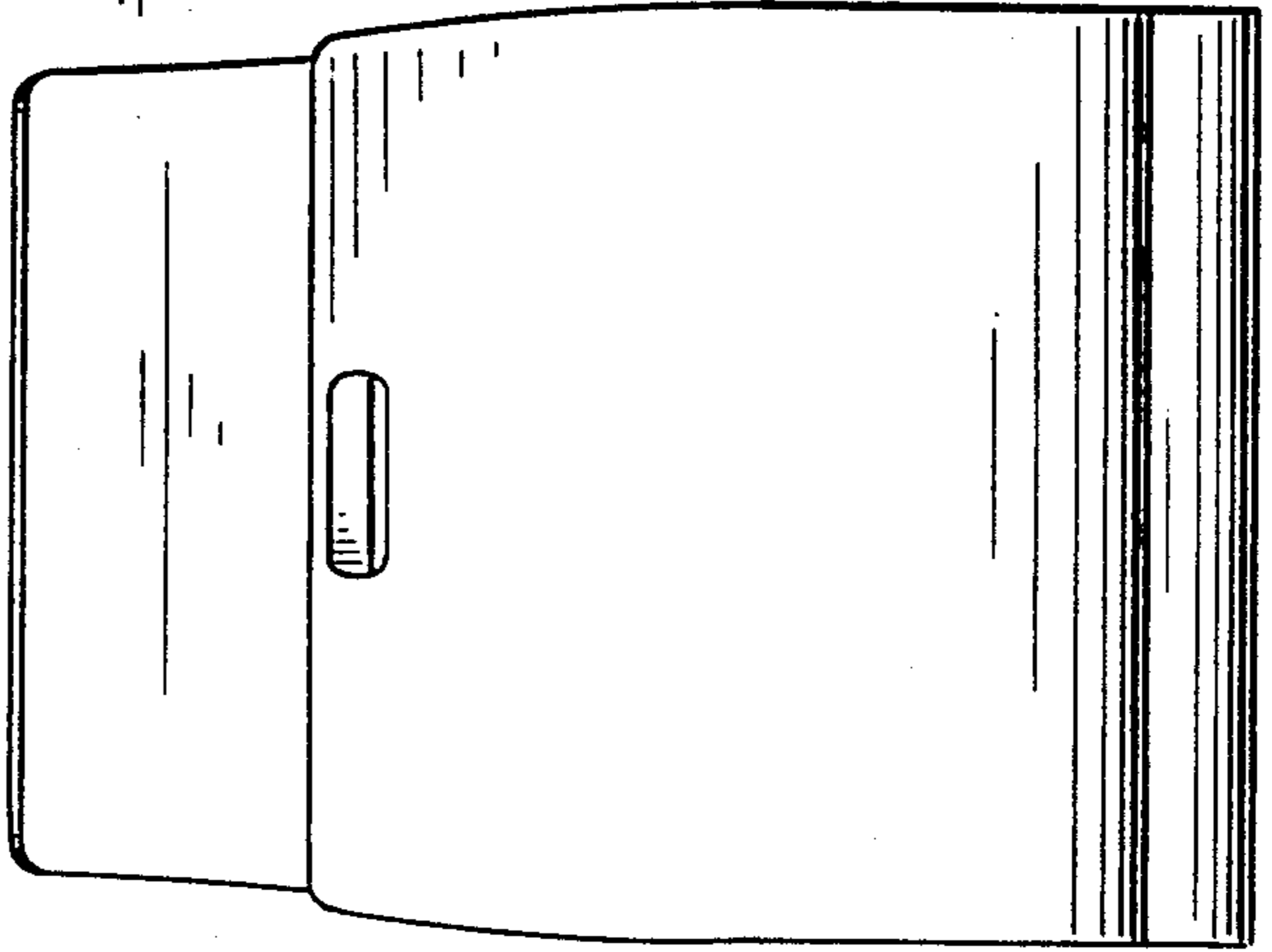


Fig.-7

