



US00D337439S

United States Patent [19]

Scott, Jr. et al.

[11] Patent Number: **Des. 337,439**

[45] Date of Patent: **** Jul. 20, 1993**

[54] **COMBINED BENCH AND PLANTER**

[75] Inventors: **Harry W. Scott, Jr., Dover; Randall W. Britt; Kenneth L. Renfro**, both of Russellville, all of Ark.

[73] Assignee: **Thompson Industries, Inc., Russellville, Ark.**

[**] Term: **14 Years**

[21] Appl. No.: **909,445**

[22] Filed: **Jul. 6, 1992**

[52] U.S. Cl. **D6/336; D8/1**

[58] Field of Search **D8/1, 499; D11/13, 155; D12/154; 47/33; 52/233, 102; 59/78, 80, 84, 85, 88, 11; D6/335, 336**

[56] **References Cited**

U.S. PATENT DOCUMENTS

D. 217,273	4/1970	Adelman	D25/113
D. 223,585	5/1973	Adelman	47/33
D. 231,587	5/1974	Herrera	D6/336
D. 231,873	6/1974	King	D6/336
1,598,250	8/1926	Person	59/80
1,830,188	11/1931	Bellavance	59/80
3,006,038	10/1961	Sullivan	52/233 X
3,343,301	9/1967	Adelman	47/33
3,396,488	8/1968	Ries	D8/1 X
3,415,013	12/1968	Galbraith	47/33 X

3,545,128	12/1970	La Fontaine .	
3,837,163	9/1974	Fujimon	59/80
4,269,026	5/1981	Bulle et al.	59/85 X
4,522,006	6/1985	Plikuhn	52/233 X
4,664,385	5/1987	Clark	52/233 X
4,834,585	5/1989	Hasenwinkle et al.	52/233 X
4,869,018	9/1989	Scales et al.	47/33
4,905,409	3/1990	Cole	52/233 X
4,986,042	1/1991	Richardt	47/33 X
5,038,557	8/1991	Otsuki et al.	59/80
5,119,587	6/1992	Waltz	47/33

Primary Examiner—Wallace R. Burke
Assistant Examiner—H. Baynham
Attorney, Agent, or Firm—Stephen D. Carver

[57] **CLAIM**

The ornamental design for a combined bench and planter, as shown and described.

DESCRIPTION

FIG. 1 is a frontal isometric view showing our combined bench and planter, the rear isometric view being identical thereto;
FIG. 2 is a front elevational view thereof, the rear view being identical;
FIG. 3 is a top plan view thereof;
FIG. 4 is an end elevational view thereof, the opposite end being identical; and,
FIG. 5 is a bottom plan view thereof.

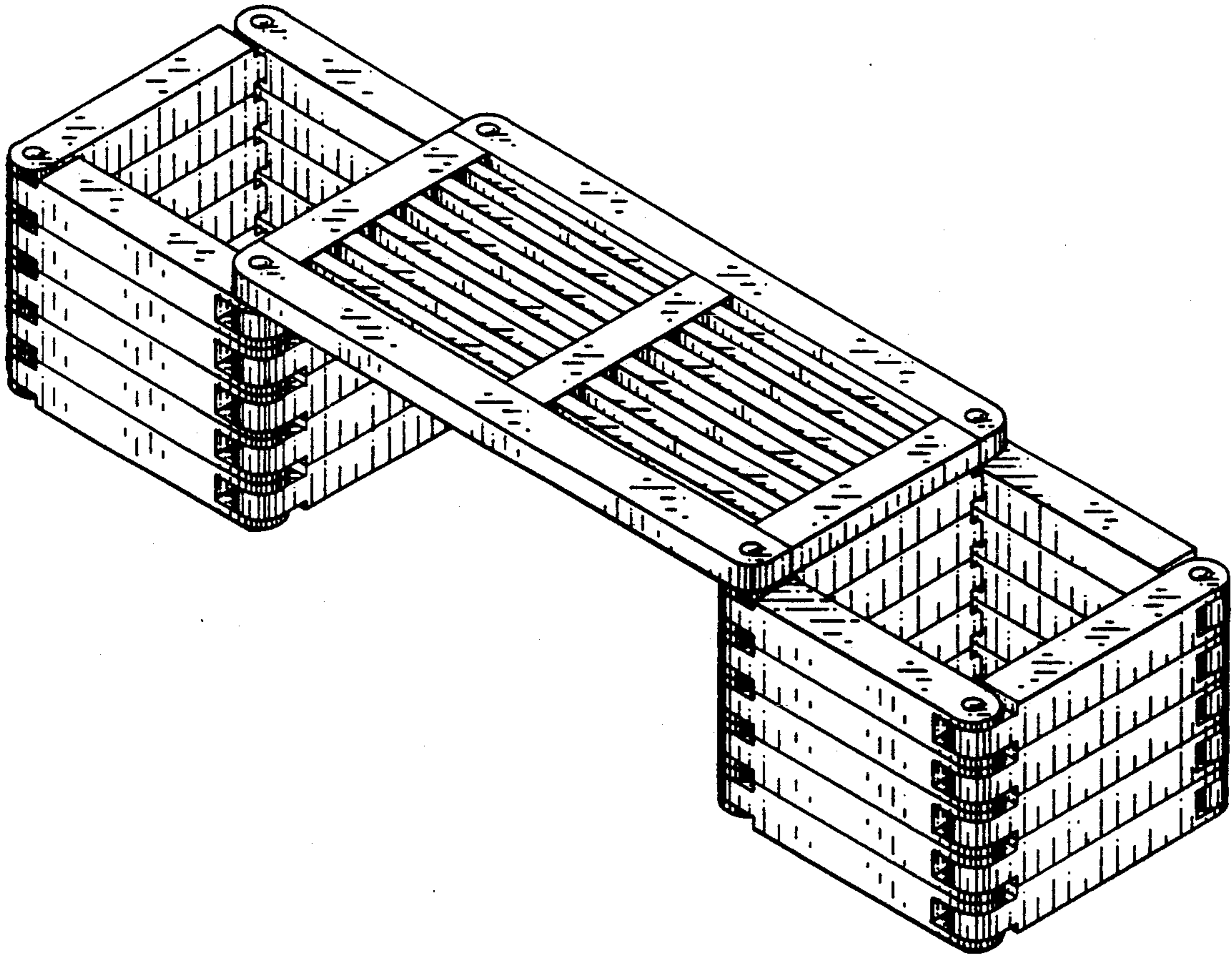


FIG. 1

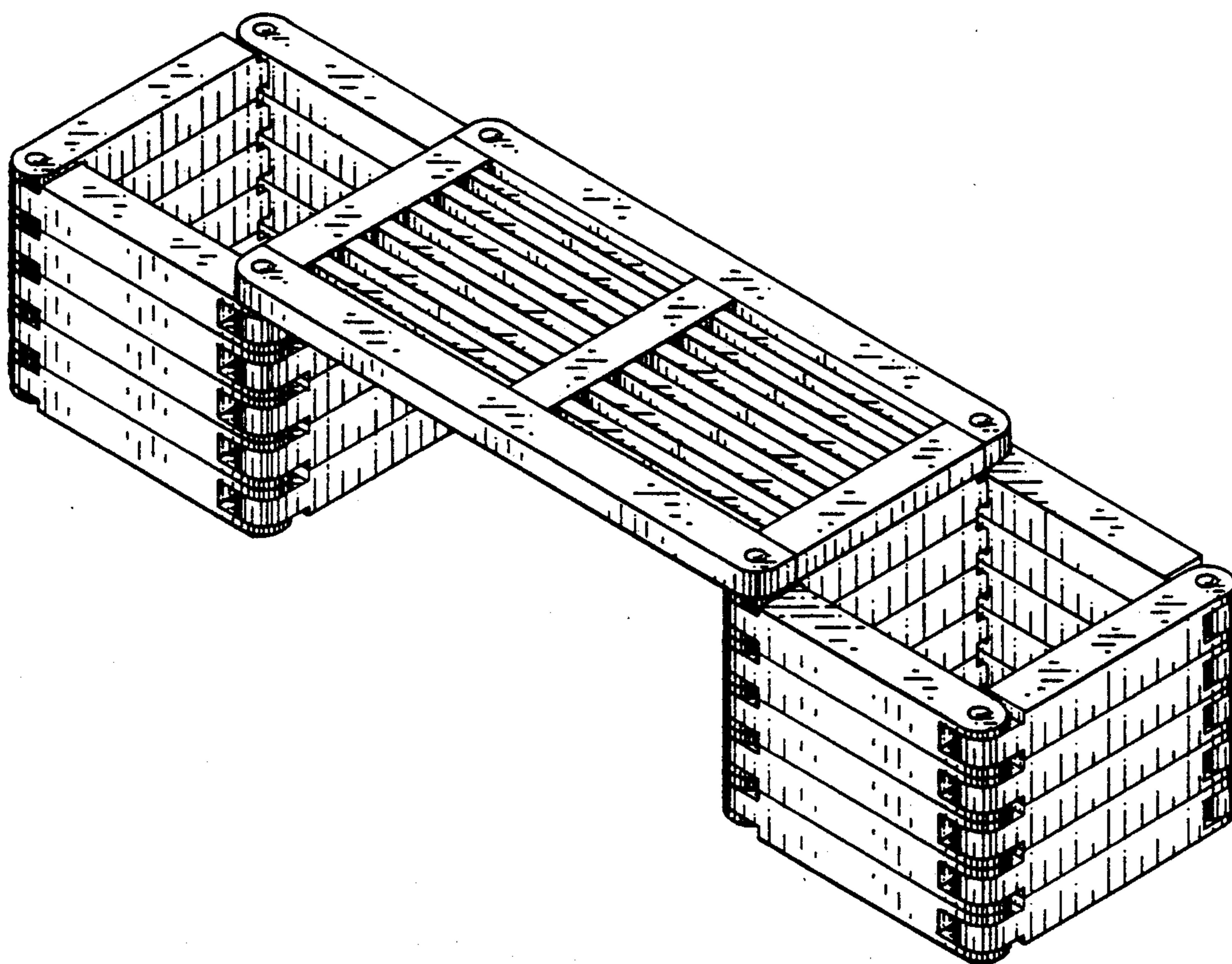


FIG. 2

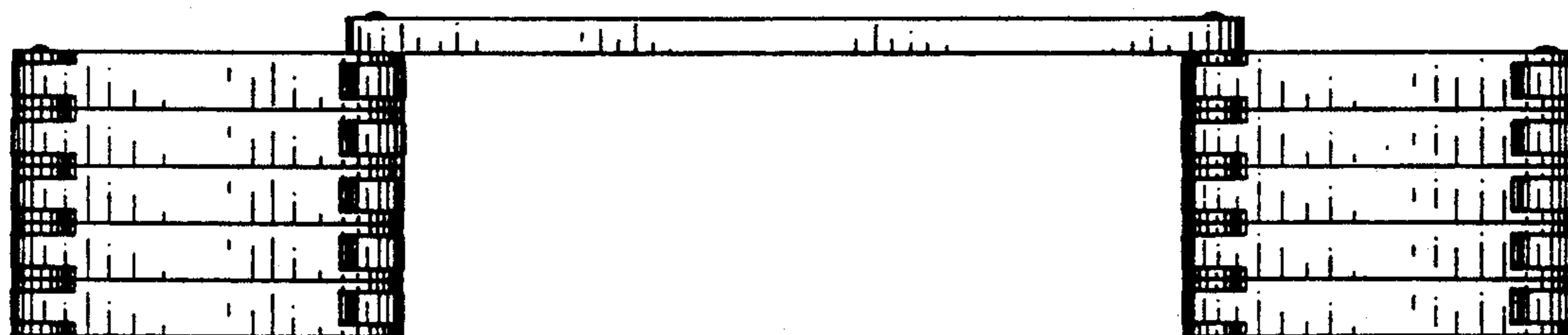


FIG. 3




FIG. 4




FIG. 5

