



US00D337438S

# United States Patent [19]

[11] Patent Number: **Des. 337,438**

Levin

[45] Date of Patent: **\*\* Jul. 20, 1993**

[54] FOLDABLE EASEL

4,826,125 5/1989 Kelley ..... 248/463

[75] Inventor: **Herbert L. Levin, Needham, Mass.**

### OTHER PUBLICATIONS

[73] Assignee: **International Display & Exhibit Corporation, Newton Upper Falls, Mass.**

Office Products Dealer, May 1989 p. 96 (Display Easel).

[\*\*] Term: **14 Years**

*Primary Examiner*—Bernard Ansher  
*Assistant Examiner*—Adir Aronovich  
*Attorney, Agent, or Firm*—Bachman & LaPointe

[21] Appl. No.: **637,753**

### [57] CLAIM

[22] Filed: **Jan. 7, 1991**

The ornamental design for a foldable easel, as shown and described.

[52] U.S. Cl. .... **D6/311; 248/465**

[58] Field of Search ..... **D6/300, 310, 311-313; 248/441.1, 455, 460, 463-465**

### DESCRIPTION

### [56] References Cited

FIG. 1 is a perspective view of a foldable easel showing my new design;

#### U.S. PATENT DOCUMENTS

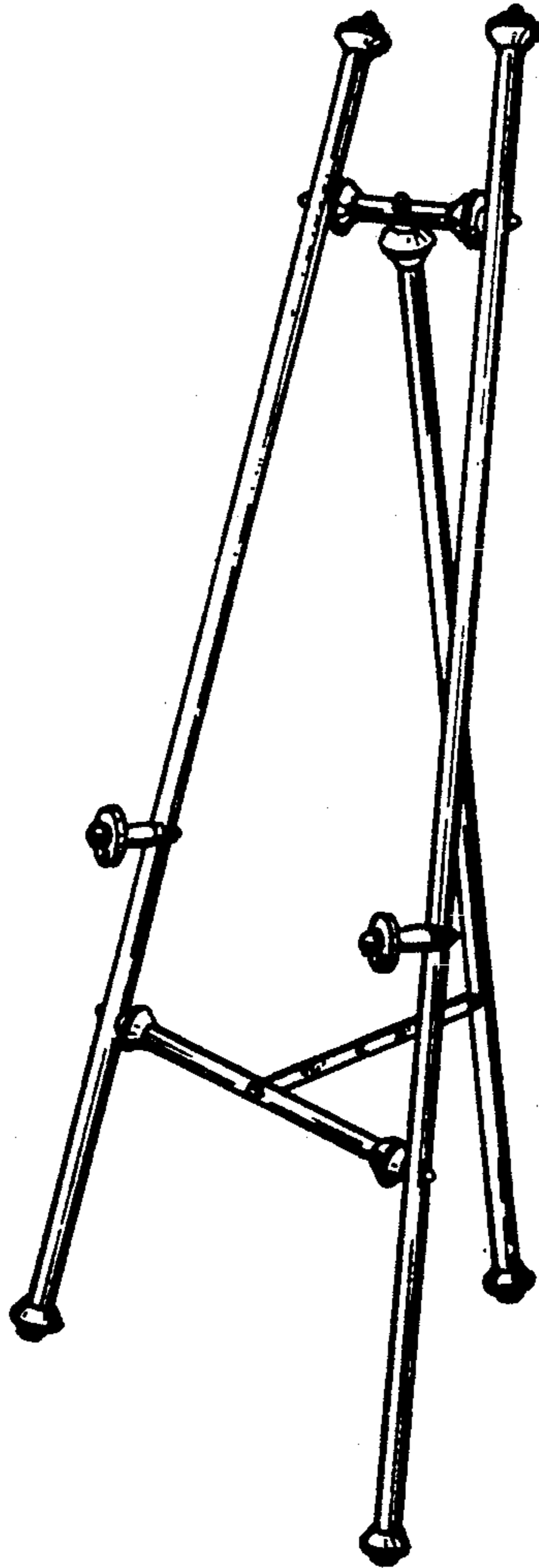
- D. 242,757 12/1976 Stark ..... D6/311
- D. 292,045 9/1987 McDowell ..... D6/311
- 4,017,049 4/1977 Albee, Jr. .... 248/464
- 4,171,116 10/1979 Carver et al. .... 248/464

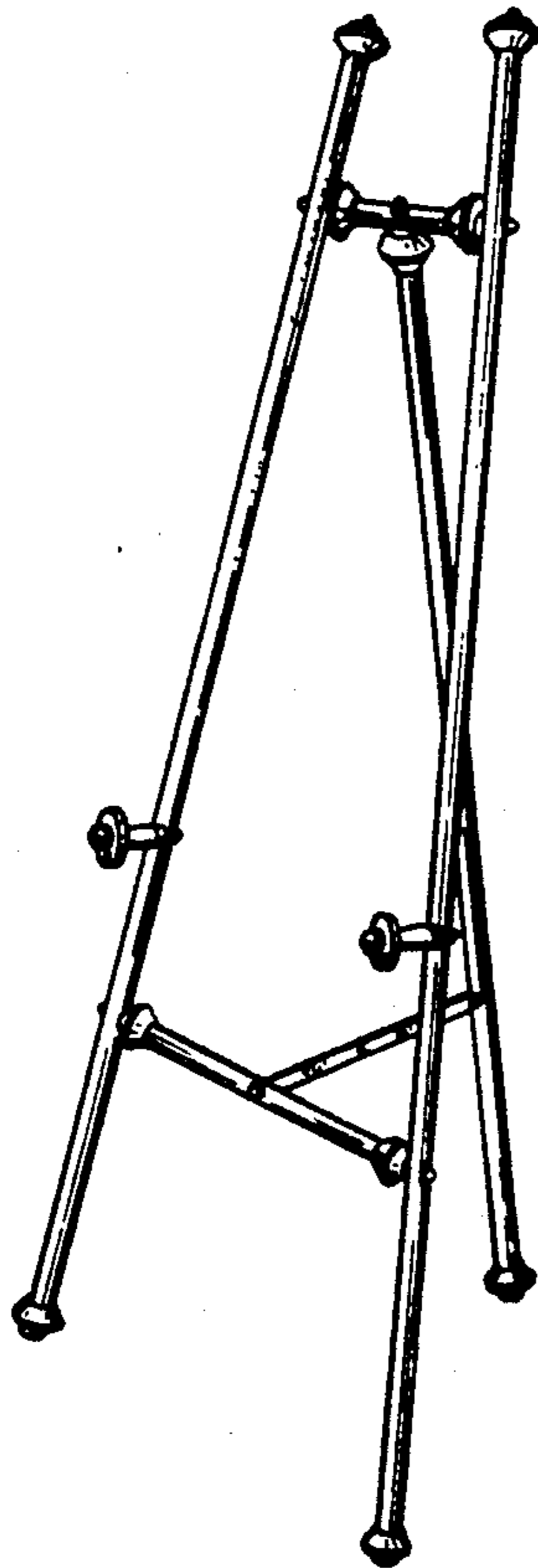
FIG. 2 is a side view of the easel of FIG. 1;

FIG. 3 is a side view thereof, the easel shown in a partially folded position;

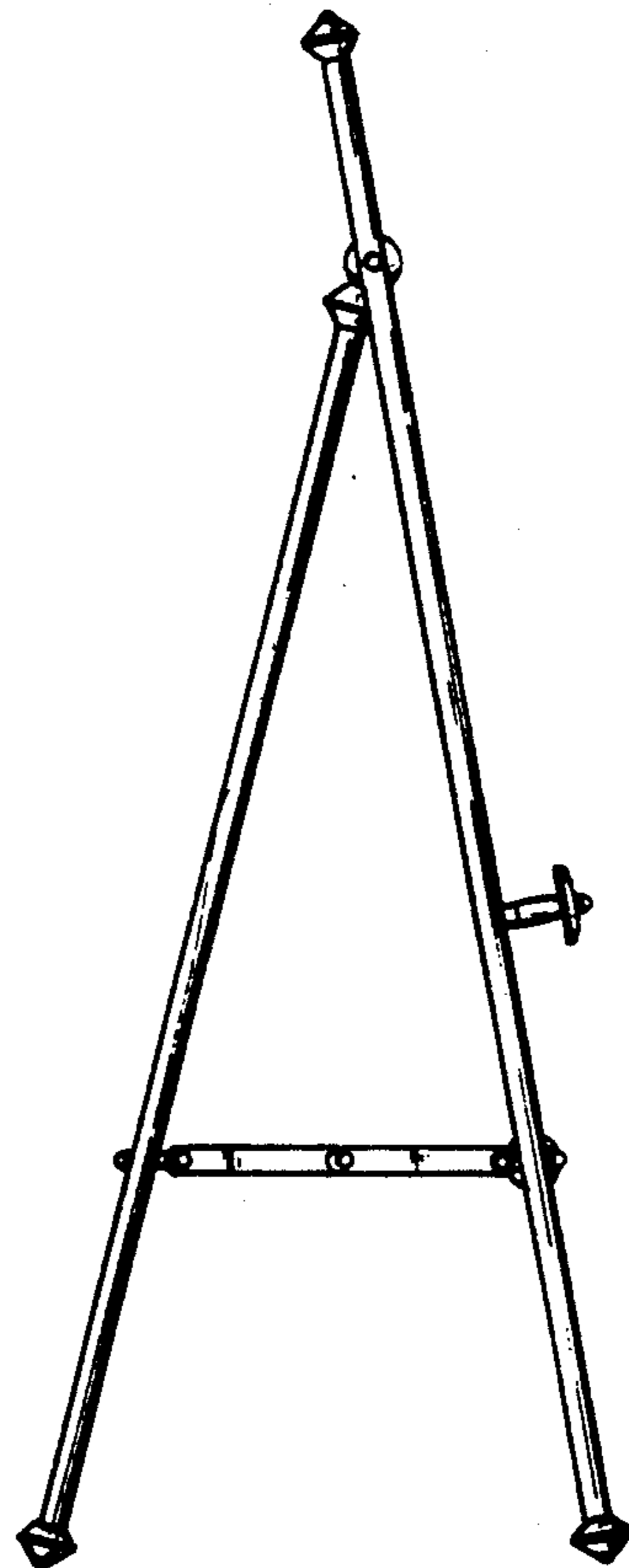
FIG. 4 is a top view of the easel of FIG. 1; and,

FIG. 5 is a bottom view of the easel of FIG. 1.

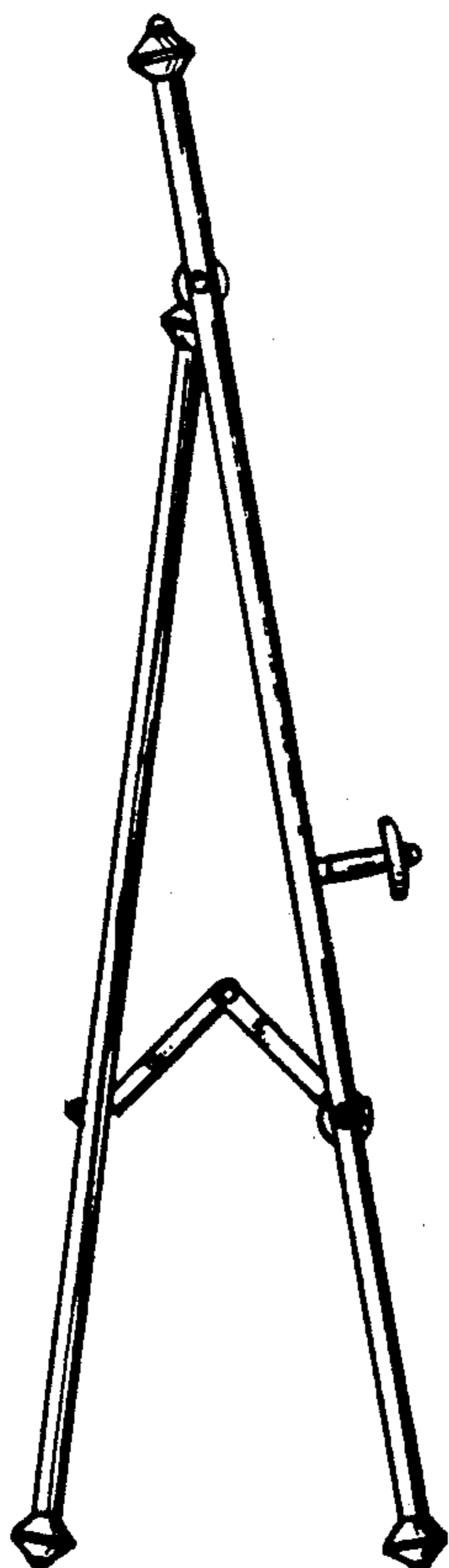




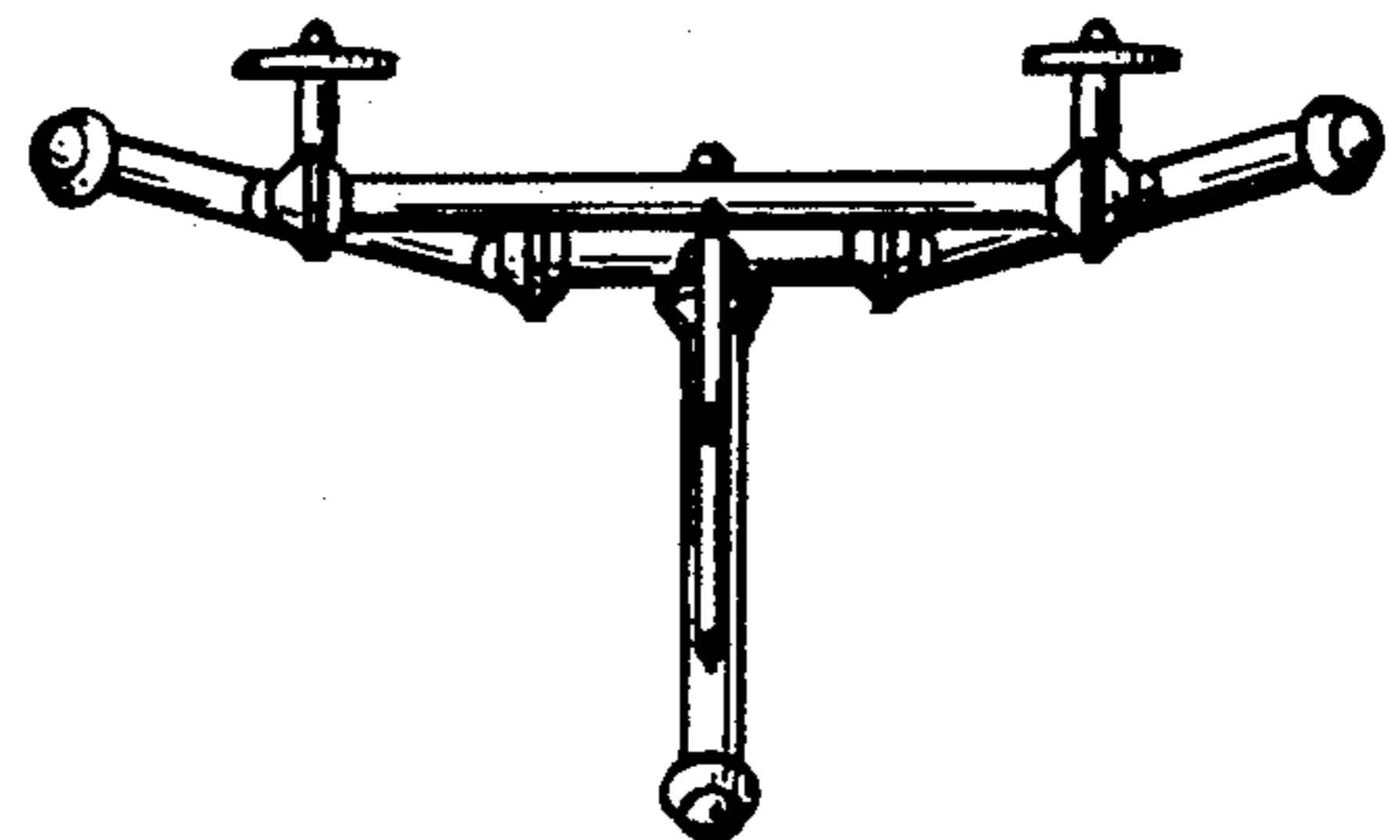
*FIG-1*




*FIG-2*



*FIG-3*



*FIG-5*



*FIG-4*