



US00D337434S

# United States Patent [19]

[11] Patent Number: **Des. 337,434**

Fukuda

[45] Date of Patent: **\*\* Jul. 20, 1993**

[54] SUIT CASE

D. 326,187	5/1992	Chauvin	.....	D3/76
D. 327,366	6/1992	Yang	.....	D3/72 X
4,366,684	1/1983	Bako et al.	.....	190/903 X

[75] Inventor: Makoto Fukuda, Taipei, Taiwan

[73] Assignee: Echolac Co., Ltd., Taipei, Taiwan

[\*\*] Term: 14 Years

*Primary Examiner*—A. Hugo Word  
*Assistant Examiner*—Paula Mortimer  
*Attorney, Agent, or Firm*—Flam & Flam

[21] Appl. No.: 719,583

[57] CLAIM

[22] Filed: Jun. 24, 1991

The ornamental design for a suit case, as shown.

[52] U.S. Cl. .... D3/76

[58] Field of Search ..... D3/76, 78, 72, 74, 30.1,  
D3/71; 190/901, 902, 900, 903, 18 A, 115, 121,  
120

DESCRIPTION

[56] References Cited

U.S. PATENT DOCUMENTS

D. 309,980	8/1990	King	.....	D3/764 X
D. 312,352	11/1990	King	.....	D3/76 X
D. 325,819	5/1992	Lee	.....	D3/76

FIG. 1 is a front elevational view of the suit case of this design;

FIG. 2 is a rear elevational view;


FIG. 3 is a left side view;

FIG. 4 is a right side view;

FIG. 5 is a view from the top;

FIG. 6 is a view from the bottom; and,

FIG. 7 is a perspective view thereof.






FIG. 1




FIG.2




FIG. 4




FIG. 3

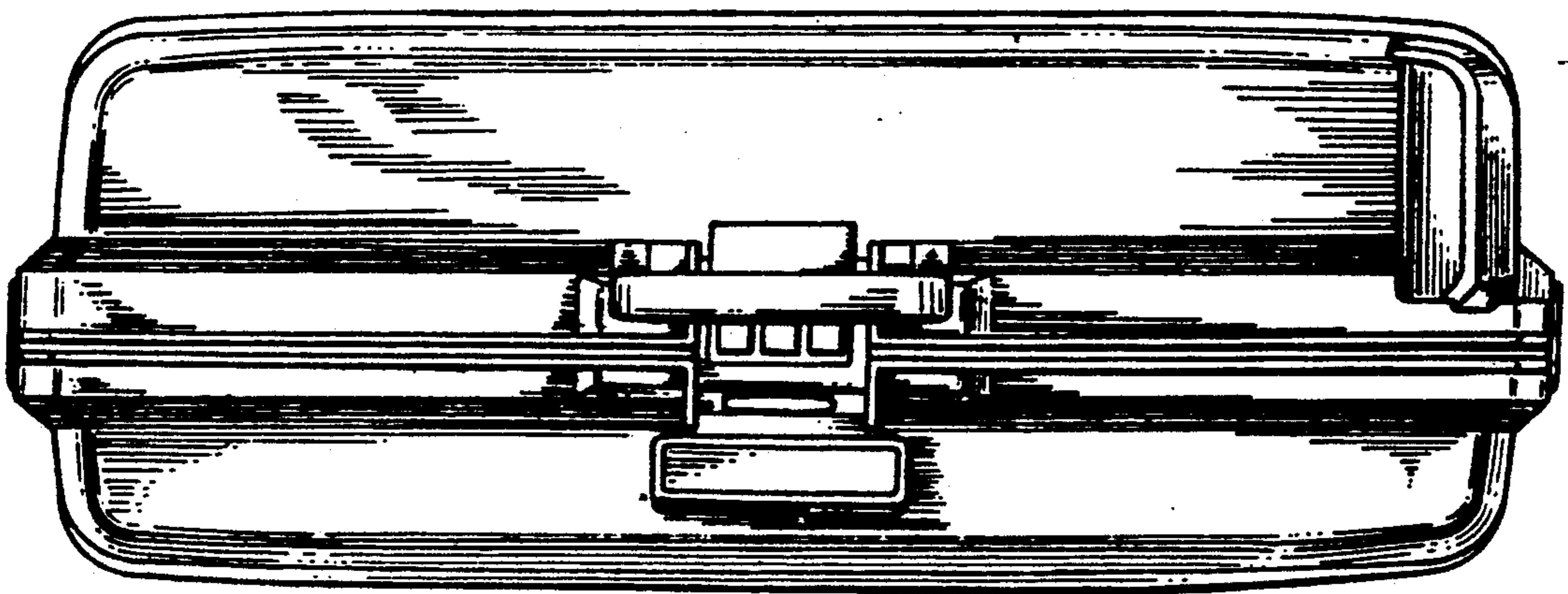


FIG. 5

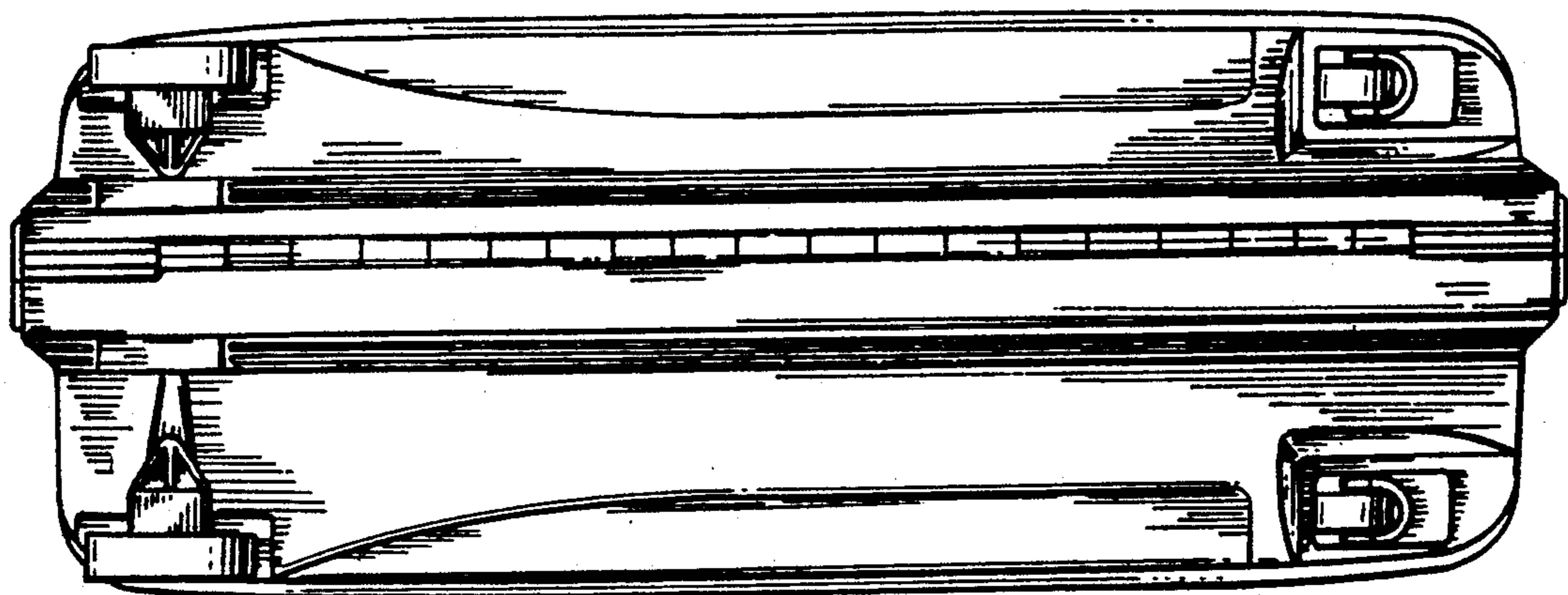


FIG. 6




FIG. 7