



US00D337428S -

# United States Patent [19]

[11] Patent Number: **Des. 337,428**

Allen, III et al.

[45] Date of Patent: **\*\* Jul. 20, 1993**

## [54] SHOE OUTSOLE

[75] Inventors: **Thomas P. Allen, III, Beaverton;**  
**Steve C. McDonald, Portland, both of**  
**Oreg.**

[73] Assignee: **Nike, Inc., Beaverton, Oreg.**

[\*\*] Term: **14 Years**

[21] Appl. No.: **948,923**

[22] Filed: **Sep. 18, 1992**

[52] U.S. Cl. .... **D2/320; D2/321**

[58] Field of Search ..... **D2/264, 265, 273, 274,**  
**D2/270, 293, 317-323; 36/25 R, 28, 29, 32 R,**  
**11.5, 59 R, 59 C, 83, 84, 89, 100-107, 112-114,**  
**132, 136**

## [56] References Cited

### U.S. PATENT DOCUMENTS

D. 75,457	6/1928	Wydom .	
D. 83,887	4/1931	Wydom .....	D2/321
D. 90,057	5/1933	Van Cleef .....	D2/320
D. 259,823	7/1981	Greenlee .....	D2/320
D. 307,664	5/1990	Kiyosawa .....	D2/320
2,114,421	4/1938	Giuffre .....	36/11.5
4,050,167	9/1977	Senter .....	36/32 R
4,069,601	1/1978	Robbins et al. ....	36/11.5
4,255,874	3/1981	Sironi .....	36/32 R
4,829,682	5/1989	Gasbarro .....	36/29
4,958,446	9/1990	Brown .....	36/11.5

## OTHER PUBLICATIONS

"Aqua Thong" Sandal on p. 104 of the Nike Fall 1991 catalog.

"Waffle Sandal" on p. 86 of the Nike Fall 1989 catalog.

*Primary Examiner*—Louis S. Zarfes  
*Attorney, Agent, or Firm*—Banner, Birch, McKie & Beckett

## [57] CLAIM

The ornamental design for a shoe outsole, as shown and described.

## DESCRIPTION

FIG. 1 is a bottom plan view of a shoe outsole showing our new design;

FIG. 2 is a side elevational view of one side of the shoe outsole shown in FIG. 1;

FIG. 3 is a side elevational view of the other side of the shoe outsole shown in FIG. 1;

FIG. 4 is a rear elevational view of the shoe outsole shown in FIG. 1;

FIG. 5 is a front elevational view of the shoe outsole shown in FIG. 1;

FIG. 6 is a cross section taken along line 6—6 of FIG. 1; and,

FIG. 7 is a cross section taken along line 7—7 of FIG. 1.

The broken line showing of a sole periphery and a shoe upper in FIGS. 2-5 are for illustrative purposes and form no part of the claimed design.

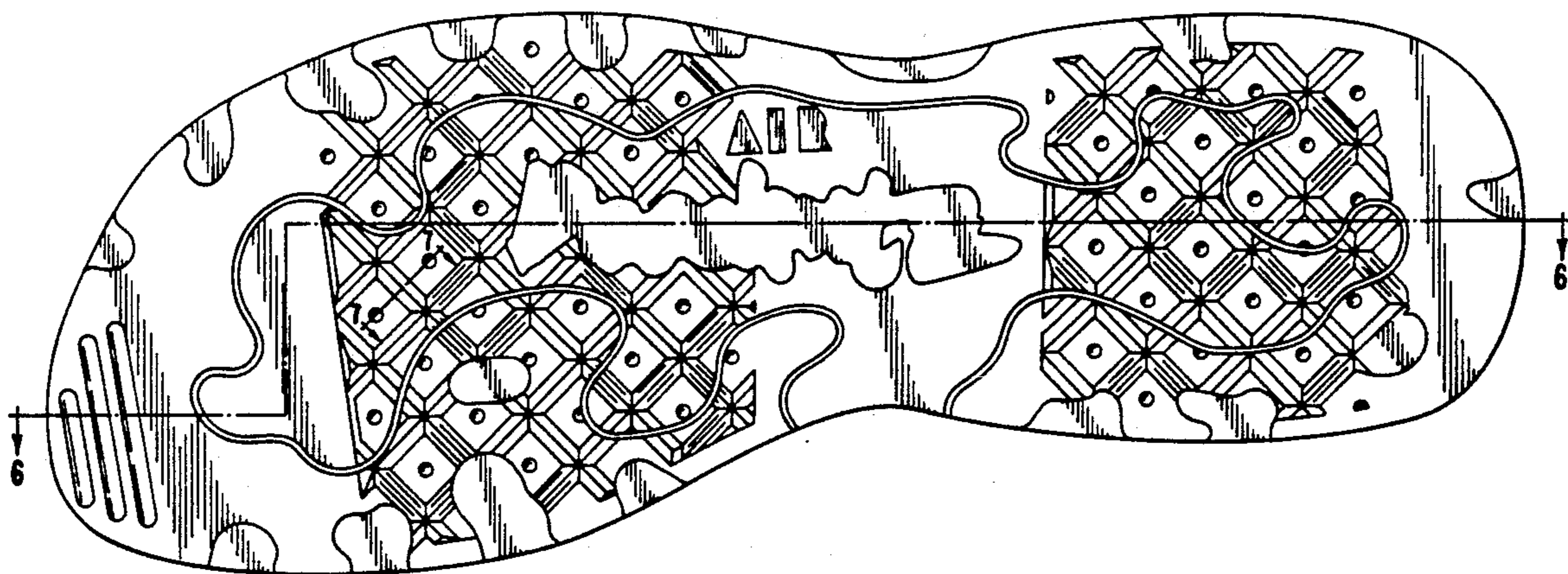


FIG. 1

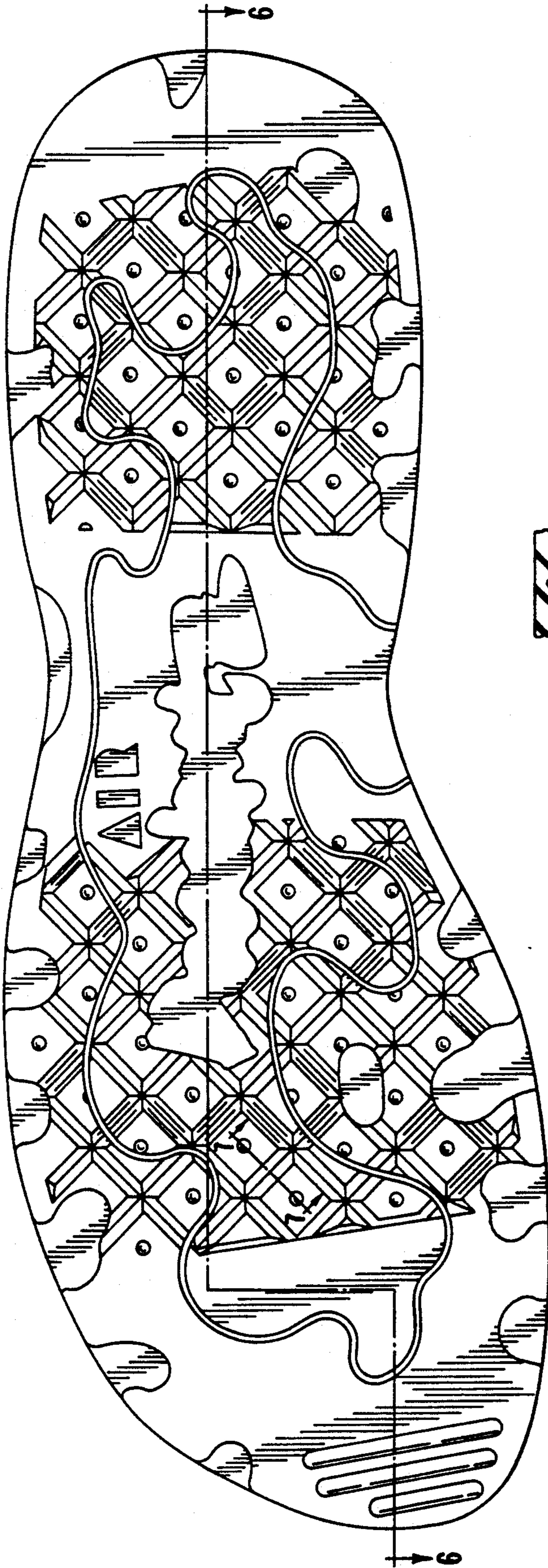
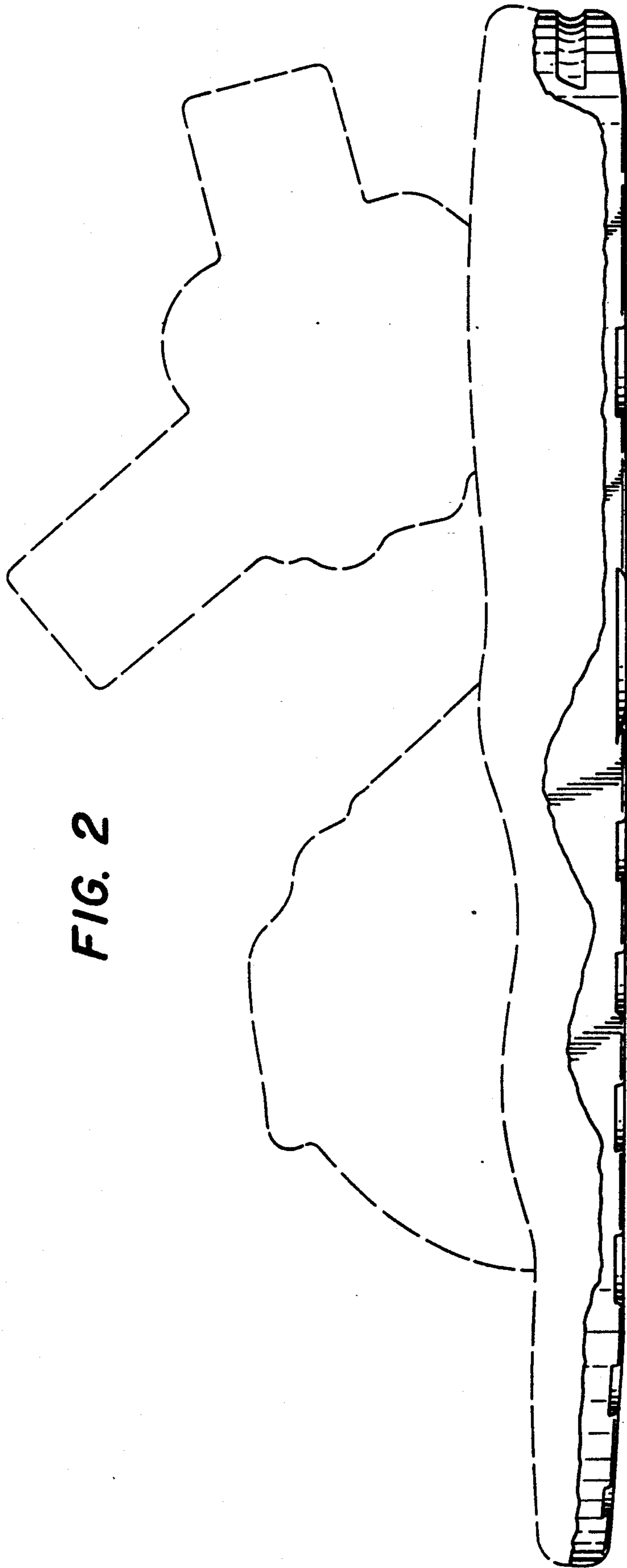


FIG. 7

FIG. 6







**FIG. 2**

**FIG. 3**

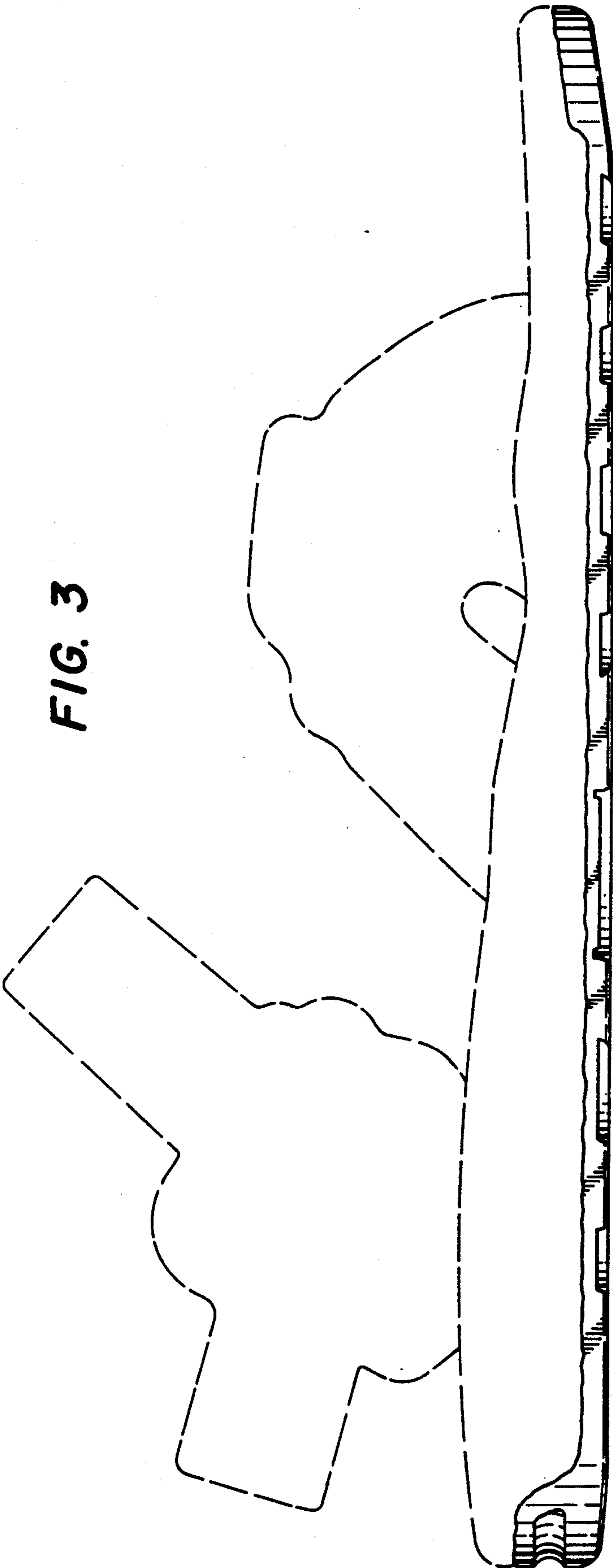


FIG. 5

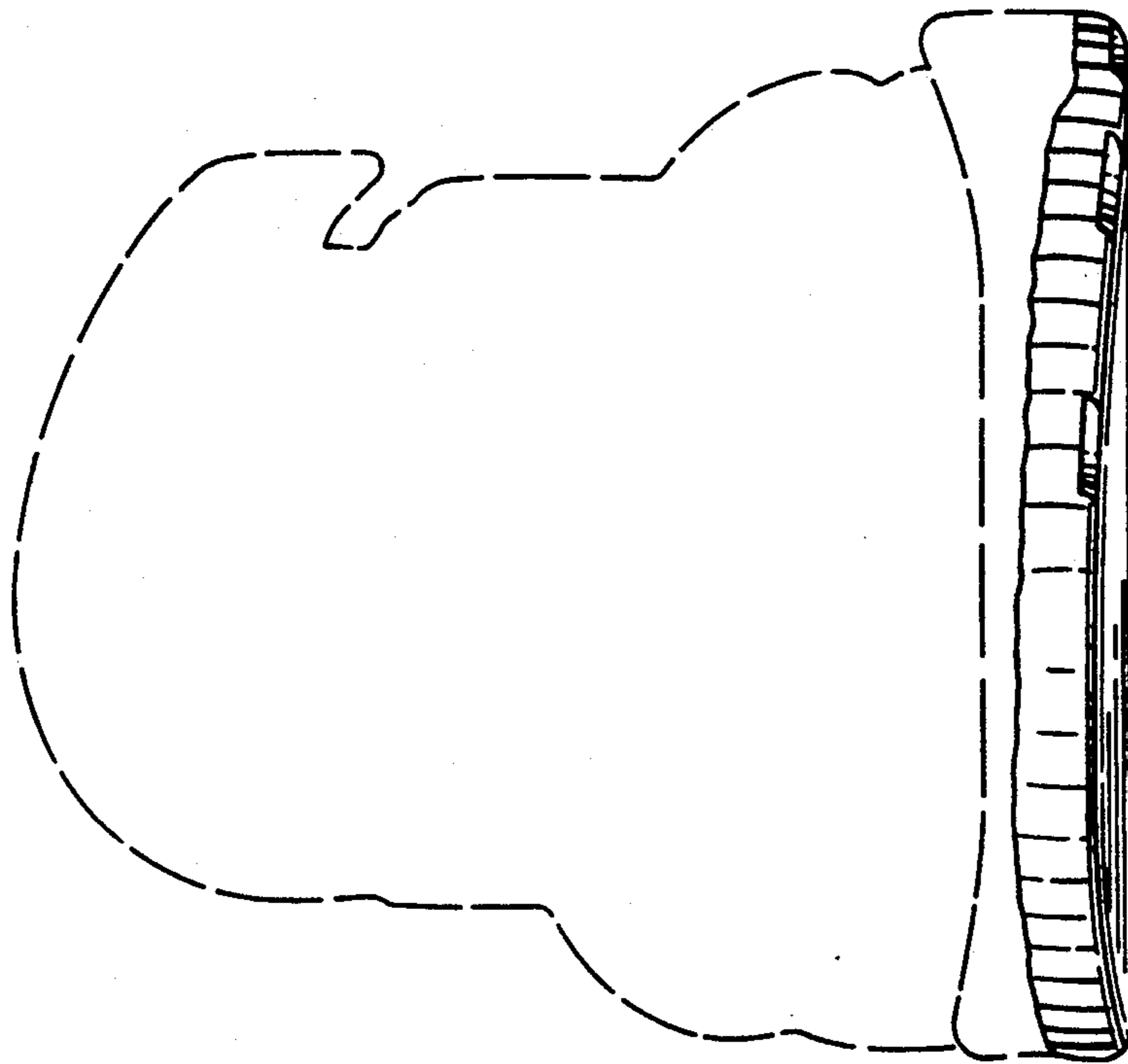


FIG. 4

