



US00D337413S

United States Patent [19]

[11] Patent Number: **Des. 337,413**

Kraner

[45] Date of Patent: **** Jul. 13, 1993**

[54] CONTAINER

[75] Inventor: **William C. Kraner, Newark, Ohio**

[73] Assignee: **Maidware Products, Inc., Hebron, Ohio**

[**] Term: **14 Years**

[21] Appl. No.: **774,297**

[22] Filed: **Oct. 10, 1991**

[52] U.S. Cl. **D34/42; D34/43; D9/429**

[58] Field of Search **D34/42; D9/429, 428, D9/414, 556, 555, 569; D7/630, 640, 641; 220/669, 670, 672, 675, 696, 769, 771, 754, 755, 760; 206/510, 506; 217/122**

[56] **References Cited**

U.S. PATENT DOCUMENTS

- D. 181,516 11/1957 Canfield D9/429
- D. 195,740 7/1963 Kulow D9/429
- D. 298,403 11/1988 Hagberg et al. D34/42

- D. 329,198 9/1992 Krupa D9/423
- 402,825 5/1889 Higgins 217/122
- 1,521,782 1/1925 Meier 220/769 X
- 1,529,022 3/1925 Lennox 220/671
- 3,070,275 12/1962 Bostrom D9/429 X

OTHER PUBLICATIONS

The Friendship Baskets, 1960, p. 2.
Coe and Dru Baskets, 1982, p. 109.

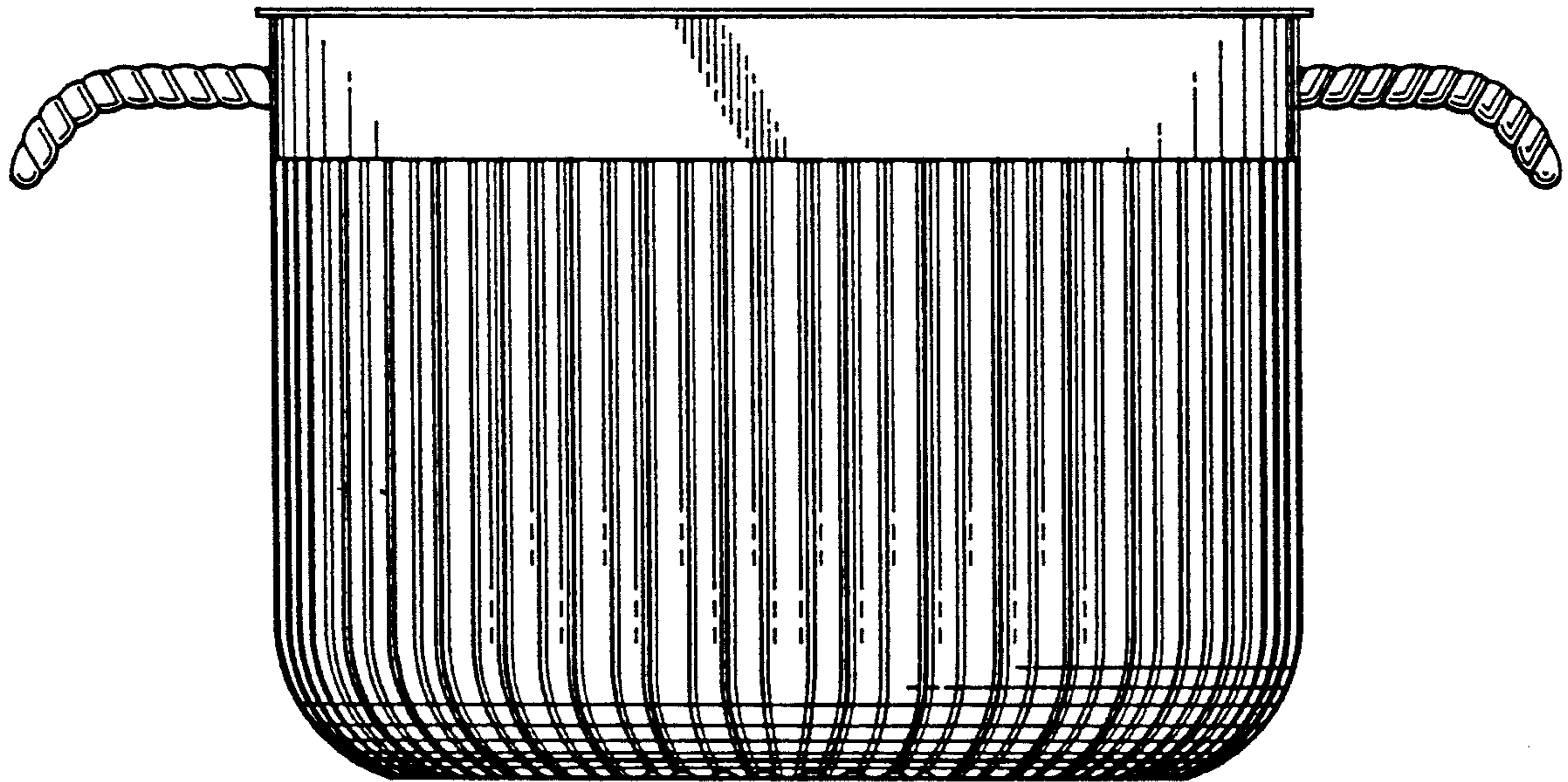
Primary Examiner—Bernard Ansher
Assistant Examiner—Prabhakar Deshmukh
Attorney, Agent, or Firm—Francis T. Kremblas, Jr.

[57] CLAIM

The ornamental design for container, as shown and described.

DESCRIPTION

FIG. 1 is a top plan view of a container showing my new design;
FIG. 2 is a front elevational view thereof; the rear elevational view being a mirror image thereof; and,
FIG. 3 is a bottom plan view thereof.



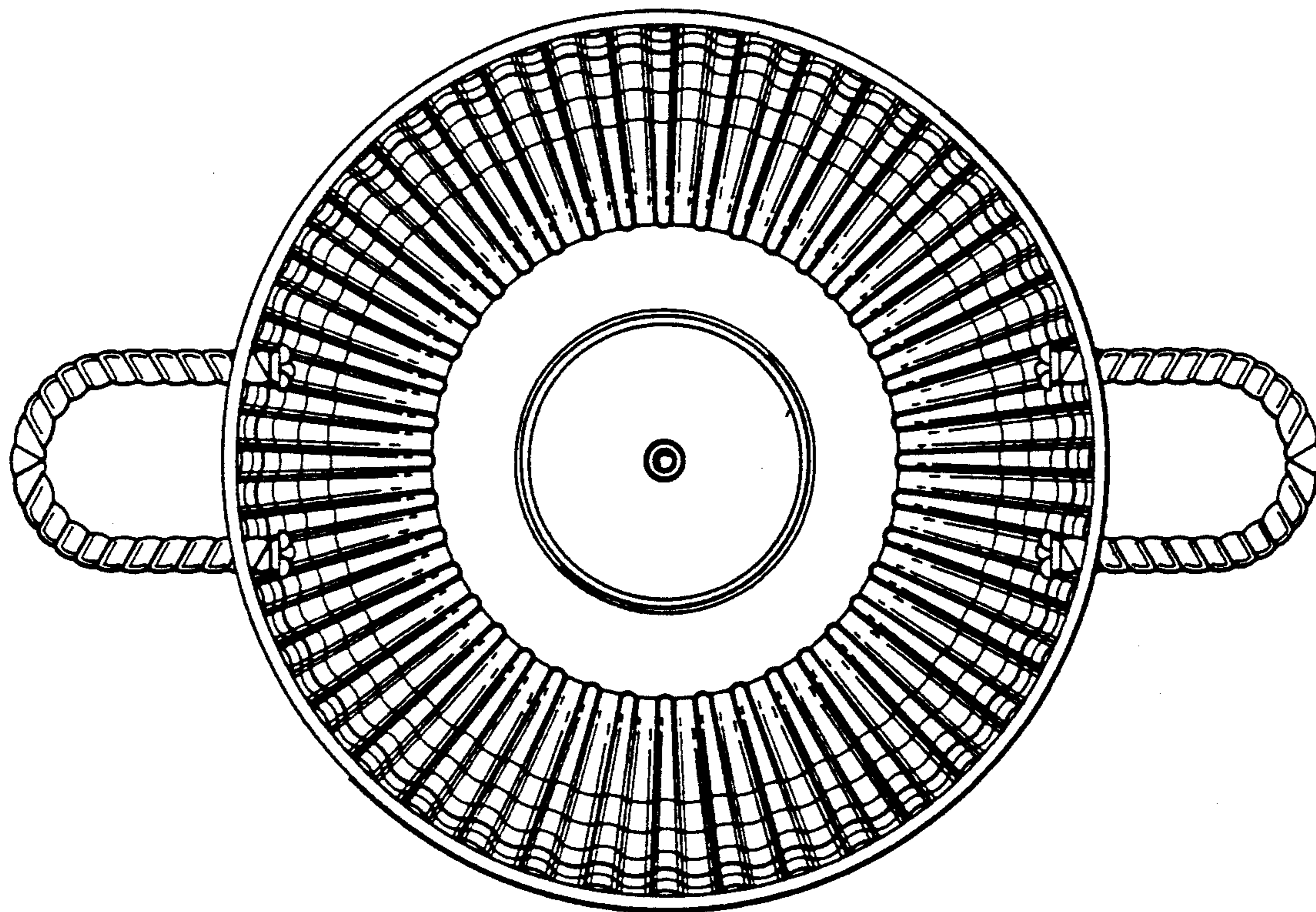


FIG. 1

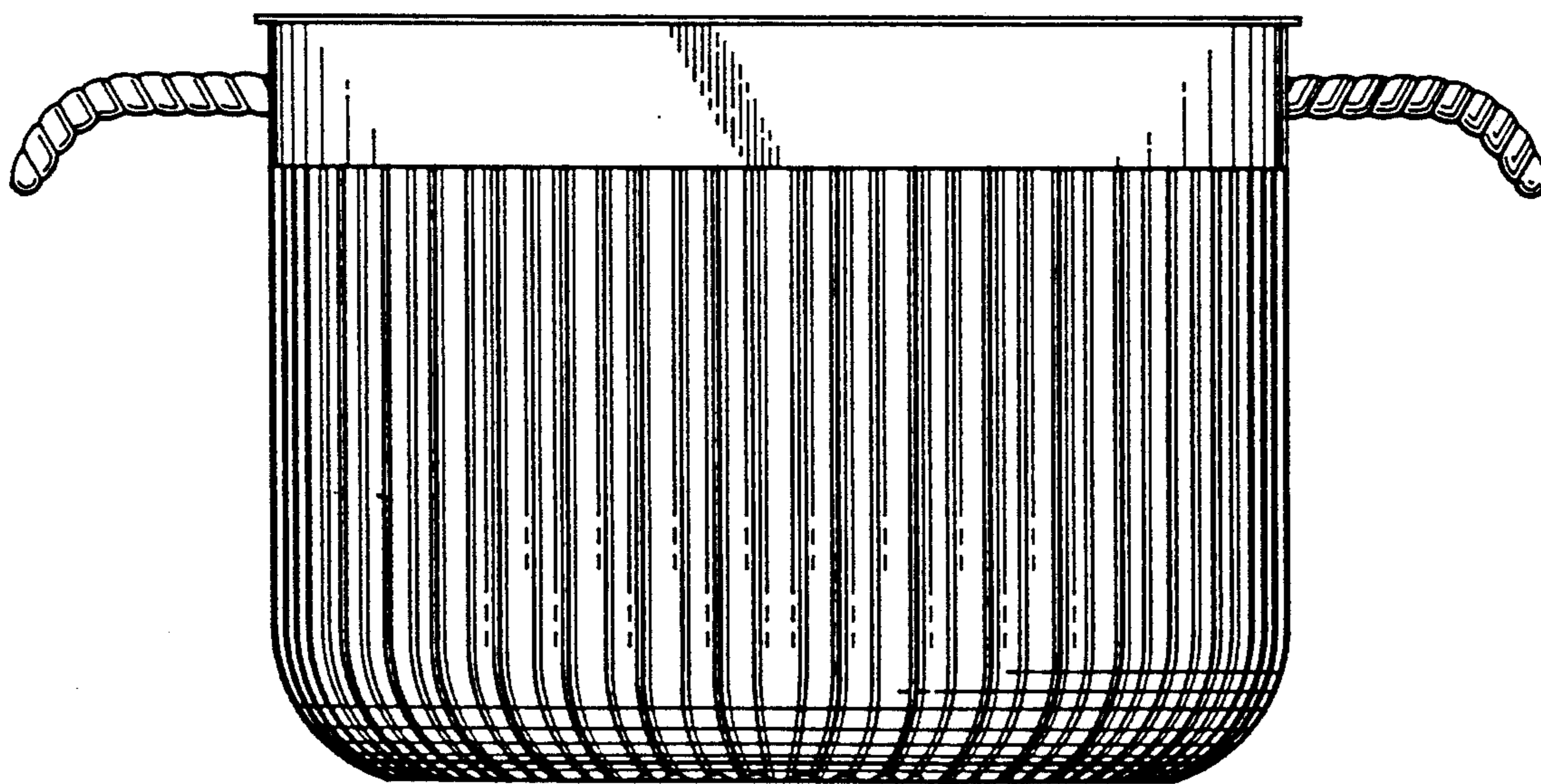


FIG. 2

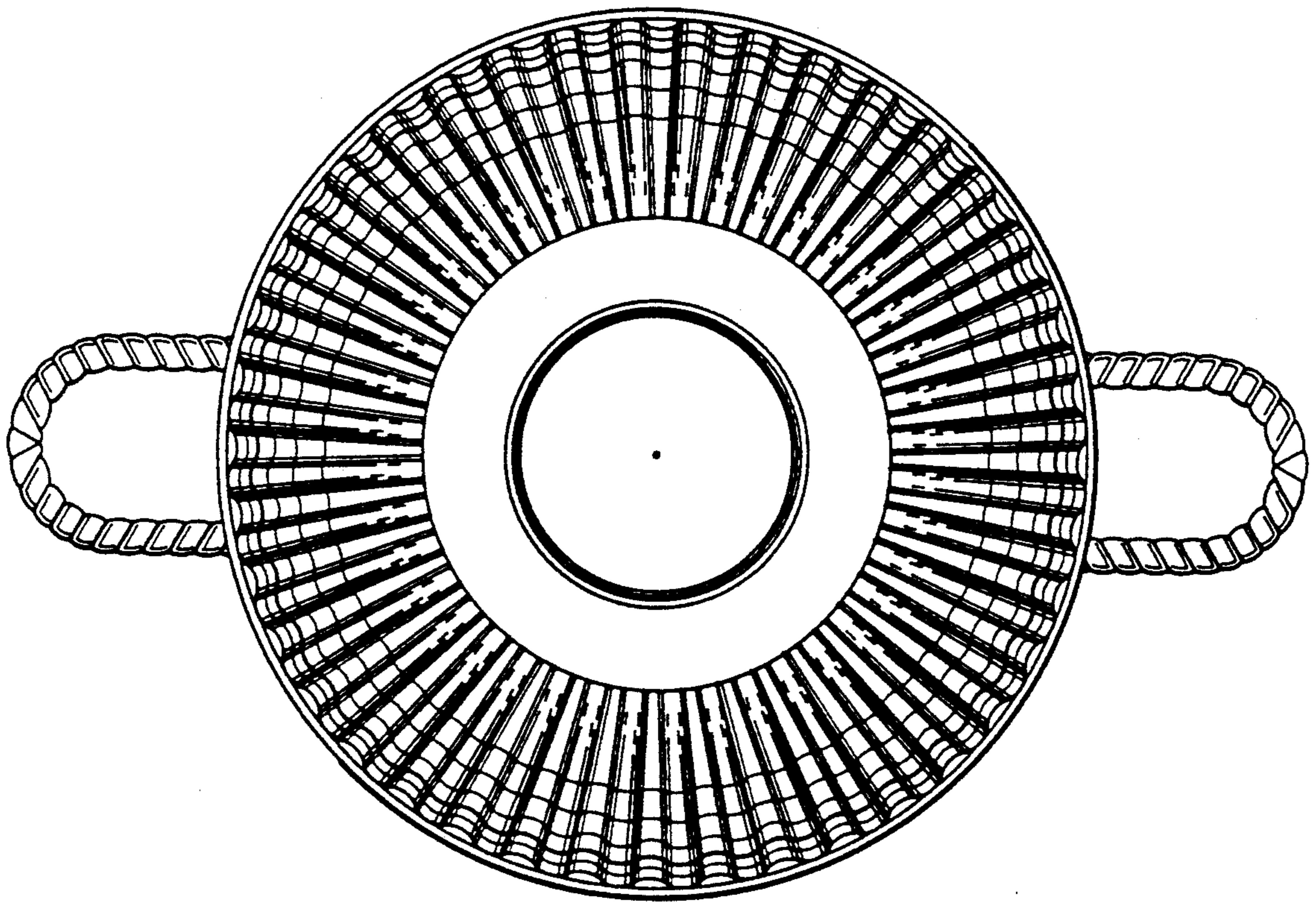


FIG. 3