



US00D337382S

United States Patent [19]

[11] **Patent Number: Des. 337,382**

Wallace

[45] **Date of Patent: ** Jul. 13, 1993**

[54] **DRAINAGE BAG**

[56] **References Cited**

[75] **Inventor: Henry G. Wallace, Colchester, United Kingdom**

U.S. PATENT DOCUMENTS

D. 273,709	5/1984	Schneider	D24/118
D. 289,797	5/1987	Steer	D24/118
D. 298,279	10/1988	Lee et al.	D24/118 X
4,634,437	1/1987	Lowthian	128/767 X
4,798,578	1/1989	Ranford	604/408 X
5,088,994	2/1992	Porat et al.	604/408

[73] **Assignee: H. G. Wallace Limited, Colchester**

[**] **Term: 14 Years**

Primary Examiner—Stella Reid
Assistant Examiner—I. Simmons
Attorney, Agent, or Firm—Frank P. Presta

[21] **Appl. No.: 513,589**

[57] **CLAIM**

[22] **Filed: Apr. 23, 1990**

The ornamental design for a drainage bag, as shown.

[30] **Foreign Application Priority Data**

DESCRIPTION

Oct. 23, 1989 [GB] United Kingdom 2002016
[52] **U.S. Cl.** D24/117; D24/118
[58] **Field of Search** D24/117, 118;
128/DIG. 24, 766, 767; 604/19, 47, 54, 322,
408, 410, 403, 317, 329, 331, 332, 335, 339, 349

FIG. 1 is a top plan view of a drainage bag showing my new design;
FIG. 2 is a bottom plan view thereof;
FIG. 3 is a side elevational view thereof, the opposite side elevational view being identical thereto; and,
FIG. 4 is a perspective view thereof.

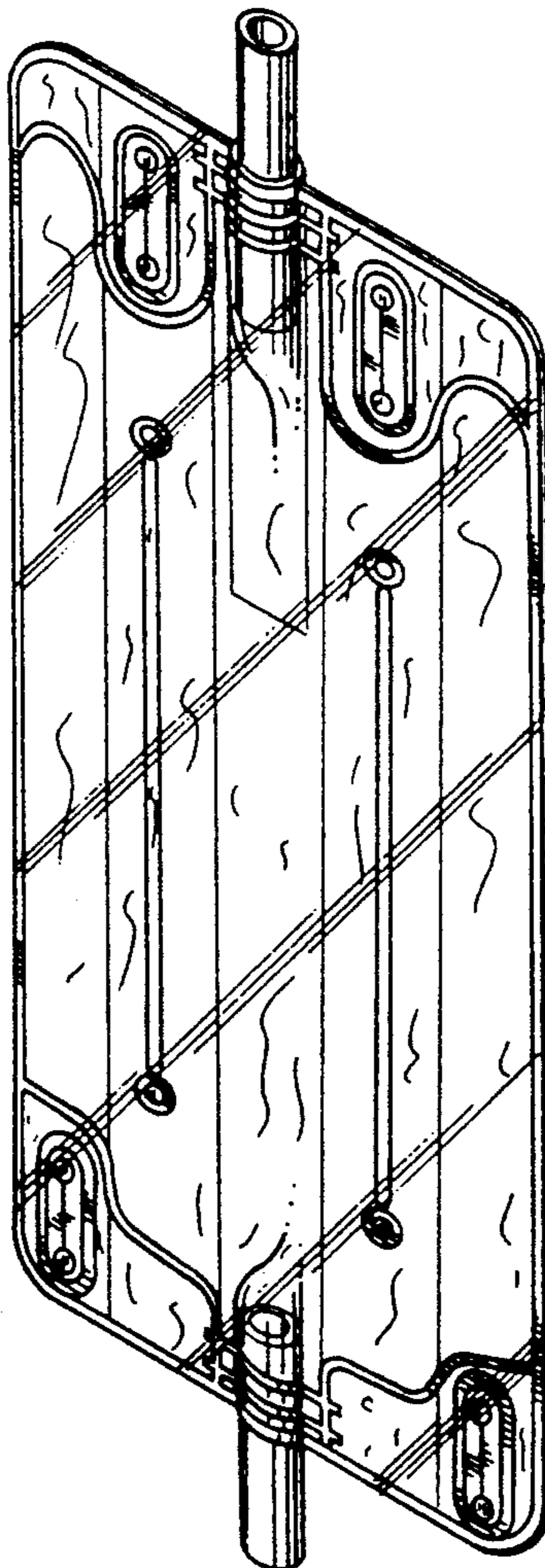


FIG. 1

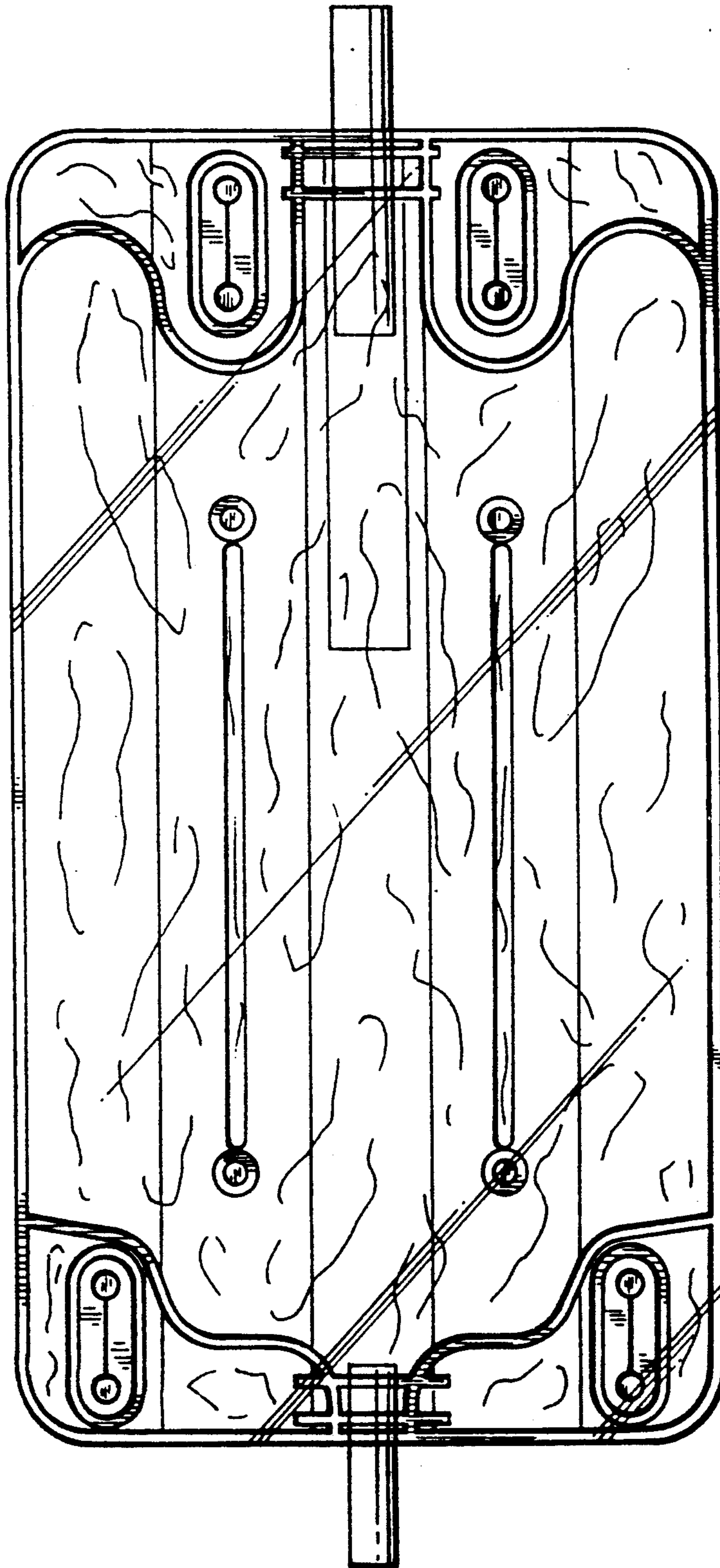


FIG. 2

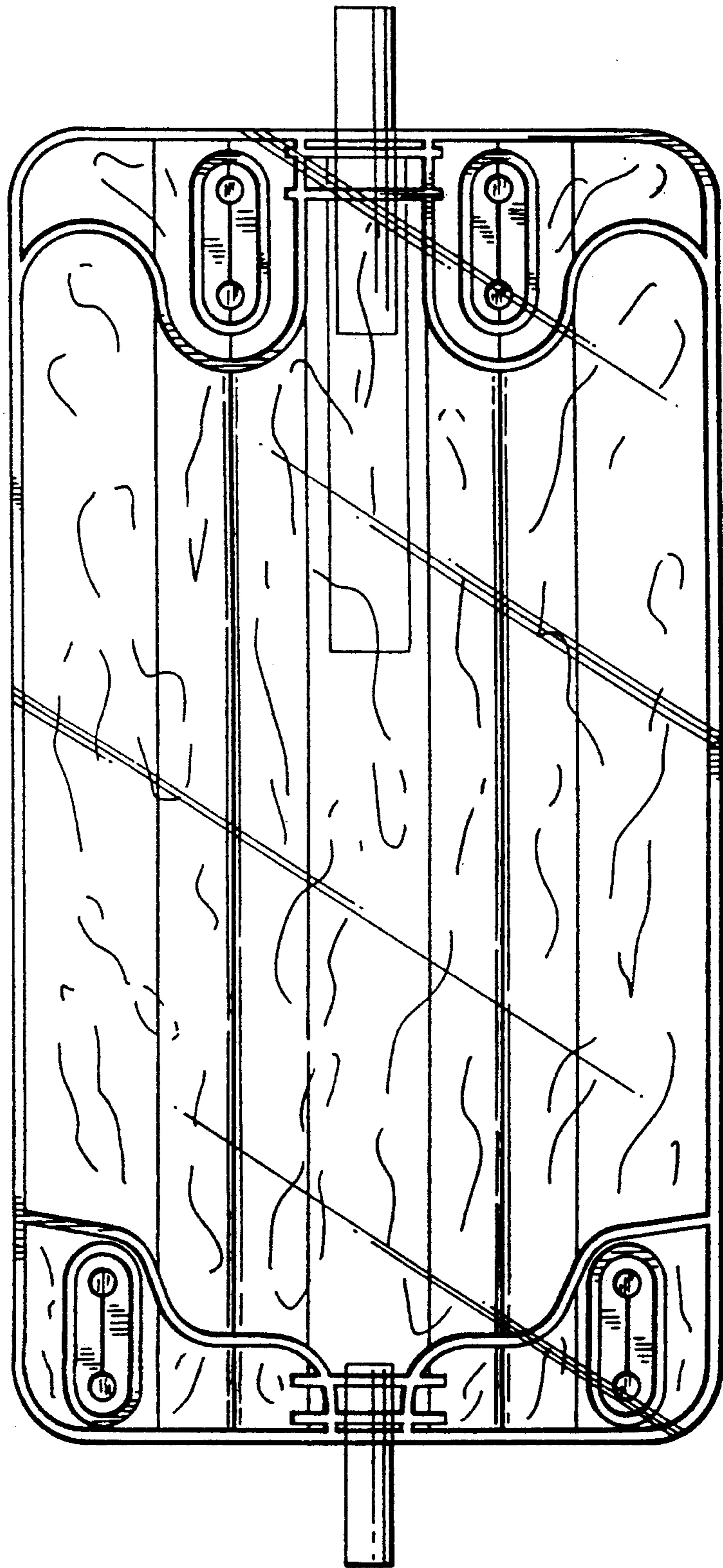


FIG. 3



FIG. 4

