



US00D337379S

# United States Patent [19]

[11] Patent Number: **Des. 337,379**

Mele

[45] Date of Patent: **\*\* Jul. 13, 1993**

[54] SINK INSERT

2,635,252	4/1953	Gerue et al. ....	4/657
3,333,282	8/1967	Mustee .....	4/640
4,336,620	6/1982	Gresh .....	4/619

[76] Inventor: **Peter C. Mele**, P.O. Box 1596, Burlington, Vt. 05402

*Primary Examiner*—James R. Largen  
*Attorney, Agent, or Firm*—Thomas N. Neiman

[\*\*] Term: **14 Years**

[57] **CLAIM**

[21] Appl. No.: **760,219**

The ornamental design for a sink insert, as shown and described.

[22] Filed: **Sep. 16, 1991**

[52] U.S. Cl. .... **D23/294**

[58] Field of Search ..... **D23/271-275,**  
**D23/284-294; 4/580, 619, 630-636, 639, 640,**  
**642, 650-660, DIG. 18**

**DESCRIPTION**

[56] **References Cited**

**U.S. PATENT DOCUMENTS**

D. 89,664	4/1933	Vogan .....	D23/293 X
D. 200,845	4/1965	Harnio .....	D23/294
D. 208,395	8/1967	Mustee .....	D23/284
D. 219,323	11/1970	Bost .....	D23/284 X
D. 224,222	7/1972	Collins .....	D23/284
2,019,642	11/1935	Alley .....	4/619

FIG. 1 is a top plan view of a sink insert showing my new design;  
 FIG. 2 is a side elevational view thereof, the opposite side being the same as the side shown;  
 FIG. 3 is a front elevational view thereof, the rear being the same as the front shown;  
 FIG. 4 is a bottom plan view thereof; and,  
 FIG. 5 is a top perspective view thereof.  
 The broken line representation of a sink in FIG. 5 is for purposes of illustration only and forms no part of the claimed design.

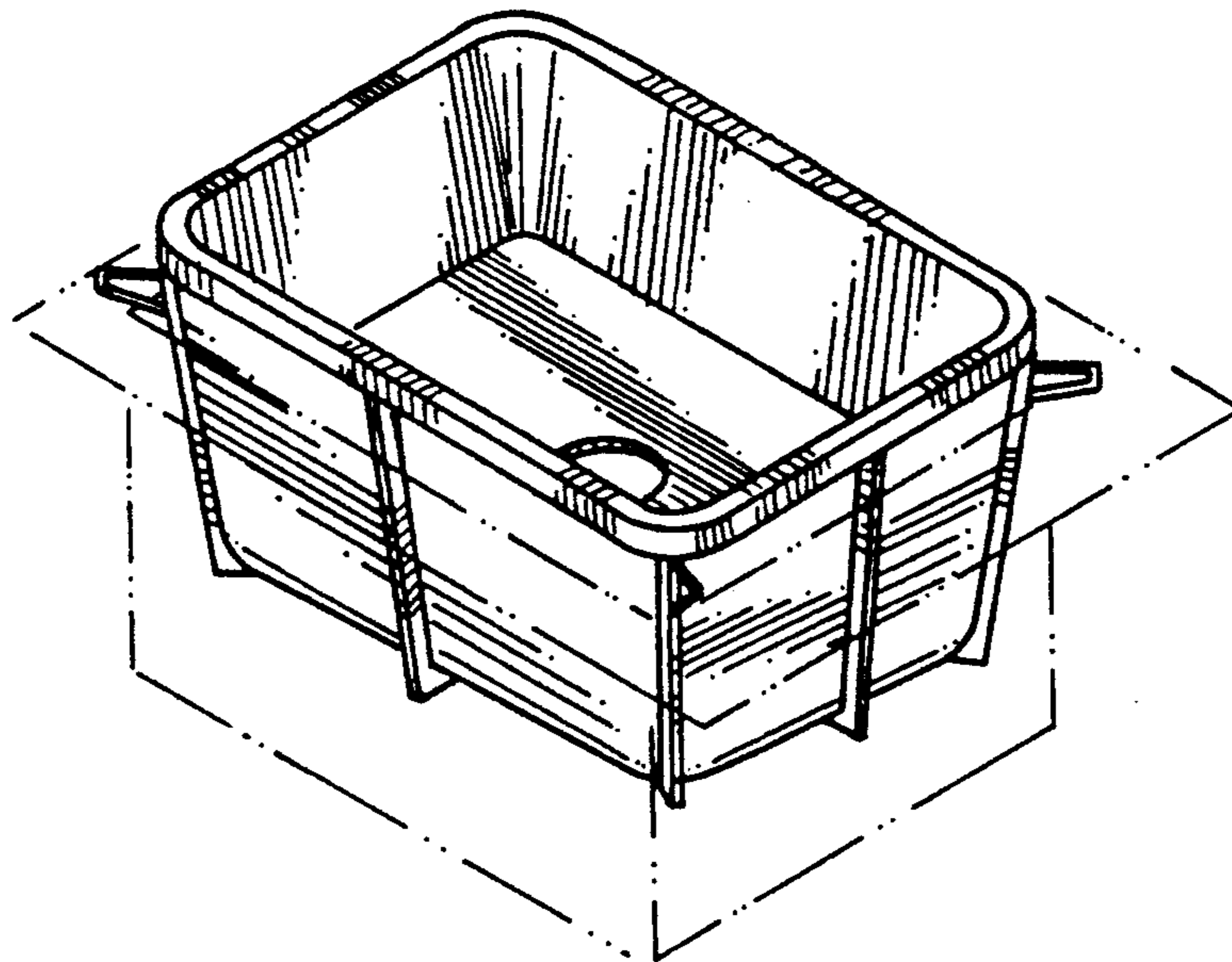


FIG. 1

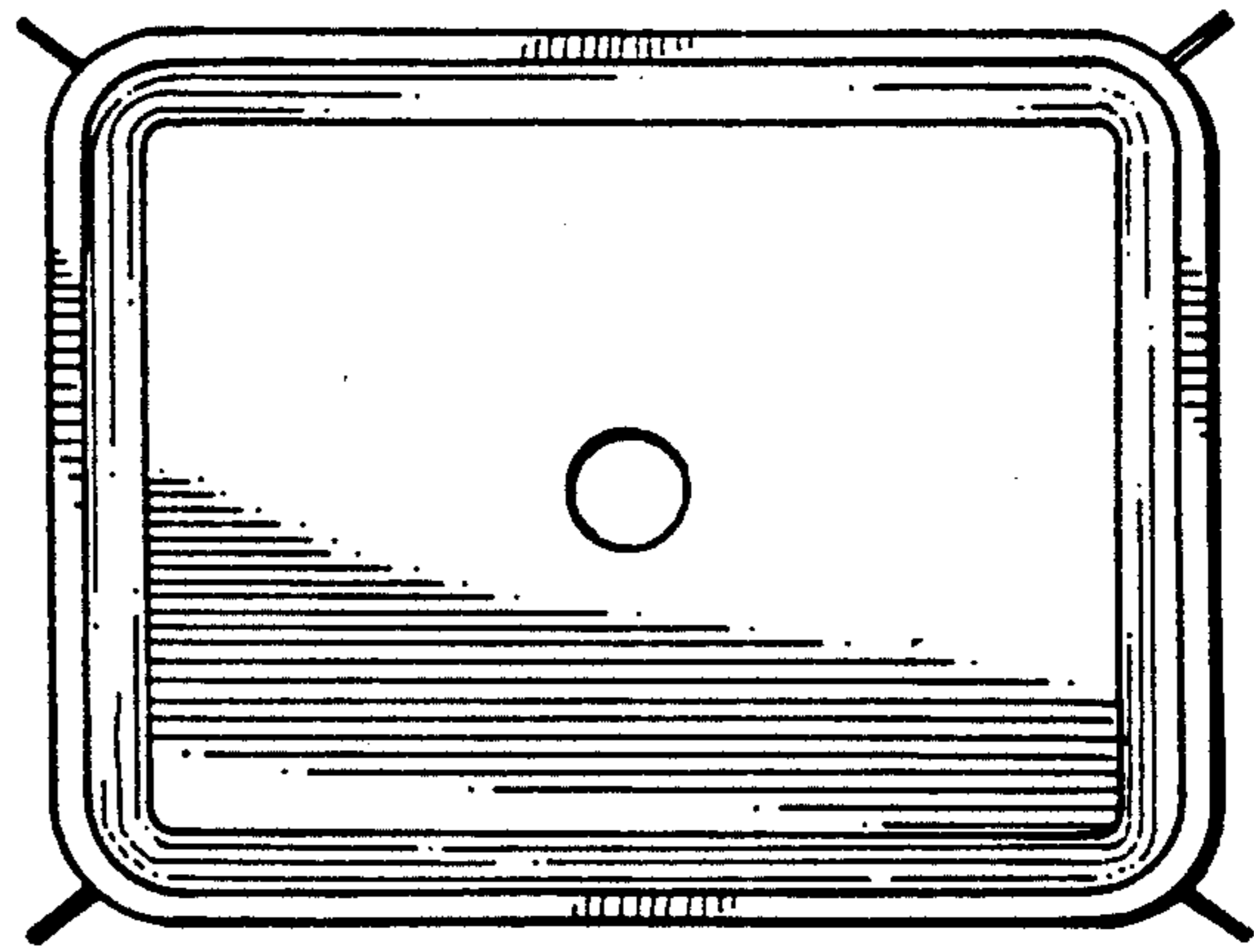


FIG. 2

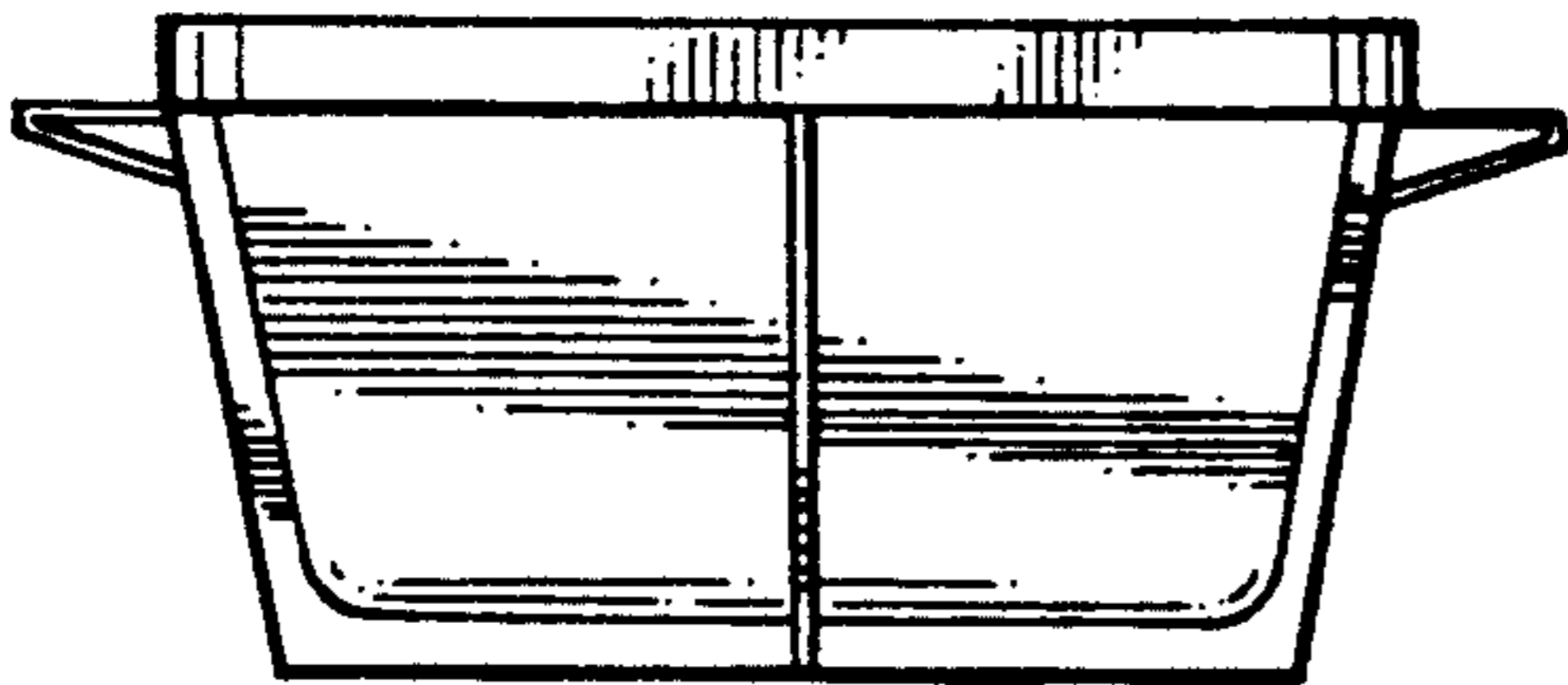


FIG. 3




FIG. 4

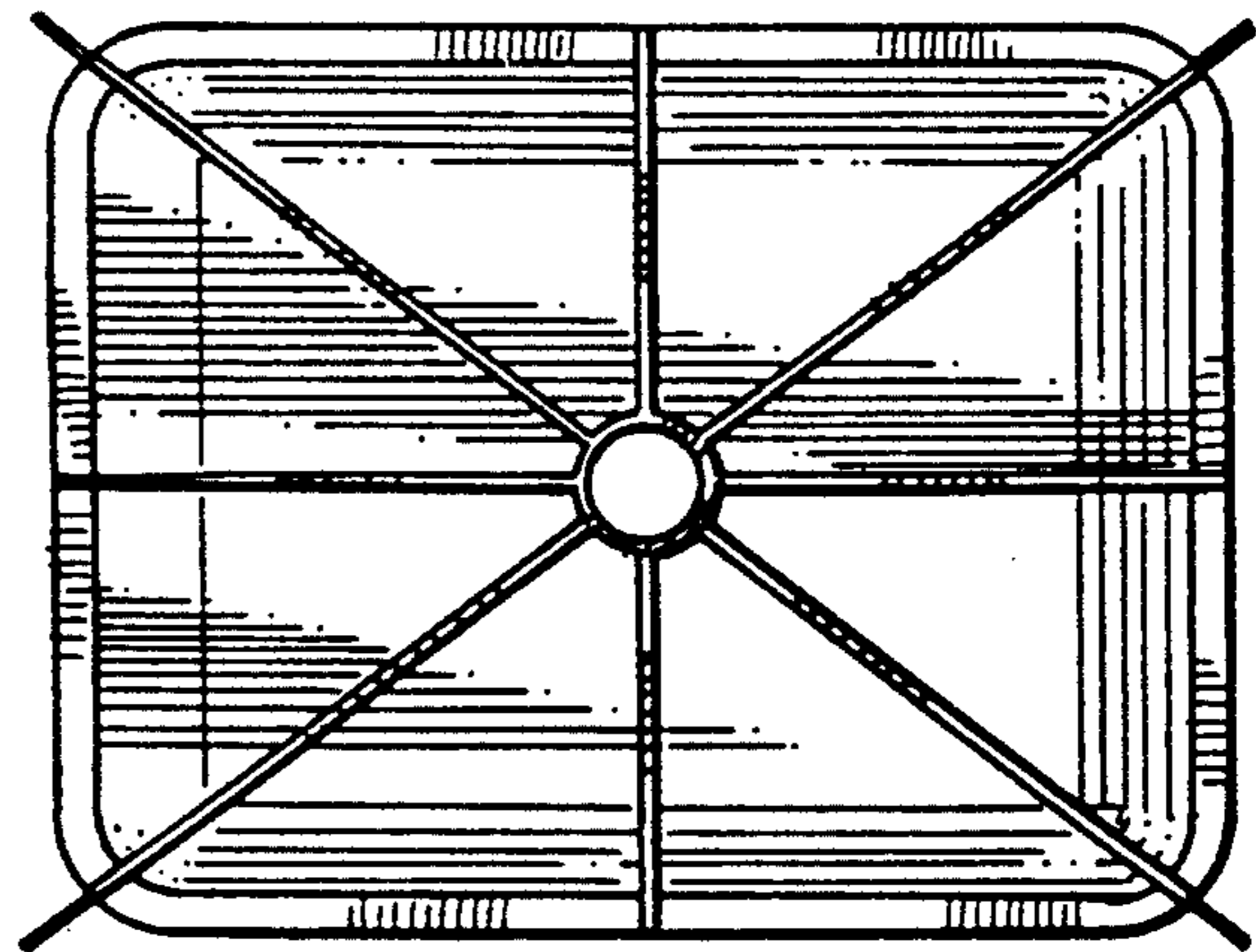


FIG. 5

