



US00D337377S

# United States Patent [19]

[11] Patent Number: **Des. 337,377**

**Bonnell et al.**

[45] Date of Patent: **\*\* Jul. 13, 1993**

[54] **LAVATORY**

[75] Inventors: **Thomas A. Bonnell; Robert C. Giese; Mary J. Reid**, all of Sheboygan, Wis.

[73] Assignee: **Kohler Co.**, Kohler, Wis.

[\*\*] Term: **14 Years**

[21] Appl. No.: **800,821**

[22] Filed: **Dec. 5, 1991**

[52] U.S. Cl. .... **D23/284**

[58] Field of Search ..... **D23/271-275, D23/284-294; 4/580, 619, 630-636, 639, 640, 642, 650-660, DIG. 18**

[56] **References Cited**

### U.S. PATENT DOCUMENTS

D. 115,001	5/1939	Mullett .....	D23/286
D. 212,418	11/1968	Doman .	
D. 222,460	10/1971	Anderson .....	D23/294
D. 232,093	7/1974	Schrock .....	D23/284
D. 282,565	2/1986	Tuduri .....	D23/294
D. 313,068	12/1990	Kohler, Jr. et al. ....	D23/294
D. 319,689	9/1991	Levien .....	D23/294
D. 321,753	11/1991	Bengtson et al. ....	D23/284
434,402	8/1890	Putnam .....	4/651
440,211	11/1890	Weeden .....	4/651
580,136	4/1897	Lloyd .....	4/651

### OTHER PUBLICATIONS

An undated ad of an unknown German company, admitted prior art.

An undated Pozzi-Gincri ad, admitted prior art.

Undated p. 11 from Kohler catalogue showing in relevant part its Ravinia single basin kitchen sink, admitted prior art.

An undated Roca ad including a lavatory, admitted prior art.

Is p. 10-9 dated Jun. 1987 of a Kohler ad for an Urbanite kitchen sink, admitted prior art.

*Primary Examiner*—James R. Largen  
*Attorney, Agent, or Firm*—Quarles & Brady

### [57] CLAIM

The ornamental design for a lavatory, as shown and described.

### DESCRIPTION

FIG. 1 is a perspective view taken from the top, front and right of a lavatory showing our new design;

FIG. 2 is a top plan view thereof;


FIG. 3 is a cross-sectional view thereof taken on line 3-3 of FIG. 2;

FIG. 4 is a cross-sectional view thereof taken on line 4-4 of FIG. 2;

FIG. 5 is a partial cross-sectional view thereof taken on line 5-5 of FIG. 2; and,

FIG. 6 is a top plan view of a second embodiment thereof.

The fragmentary broken line representations of a countertop in FIG. 1 and fitting mounting holes in FIGS. 1, 2 and 6 are for the purpose of illustration only and form no part of the claimed design.






FIG. 1

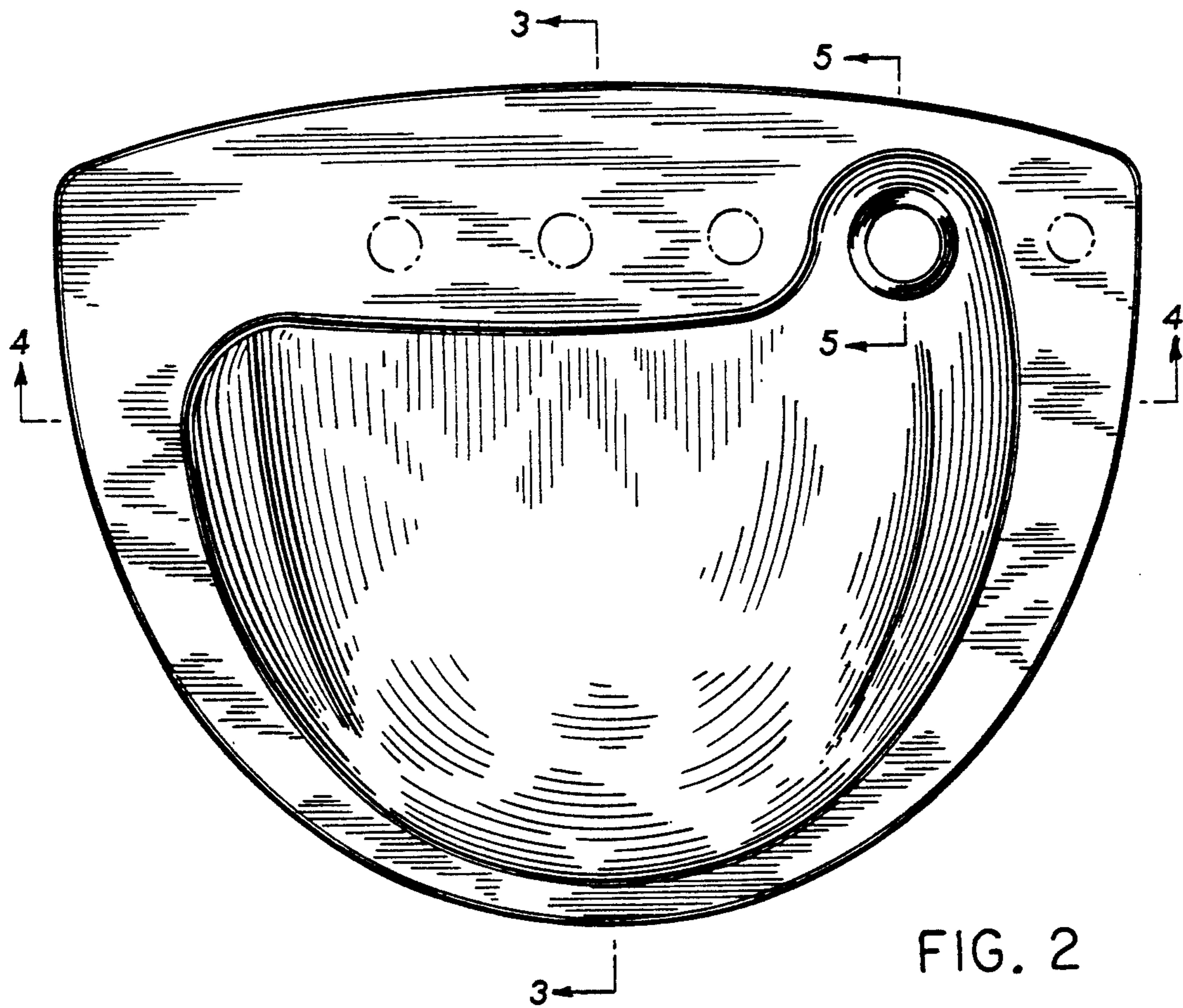


FIG. 2






FIG. 3

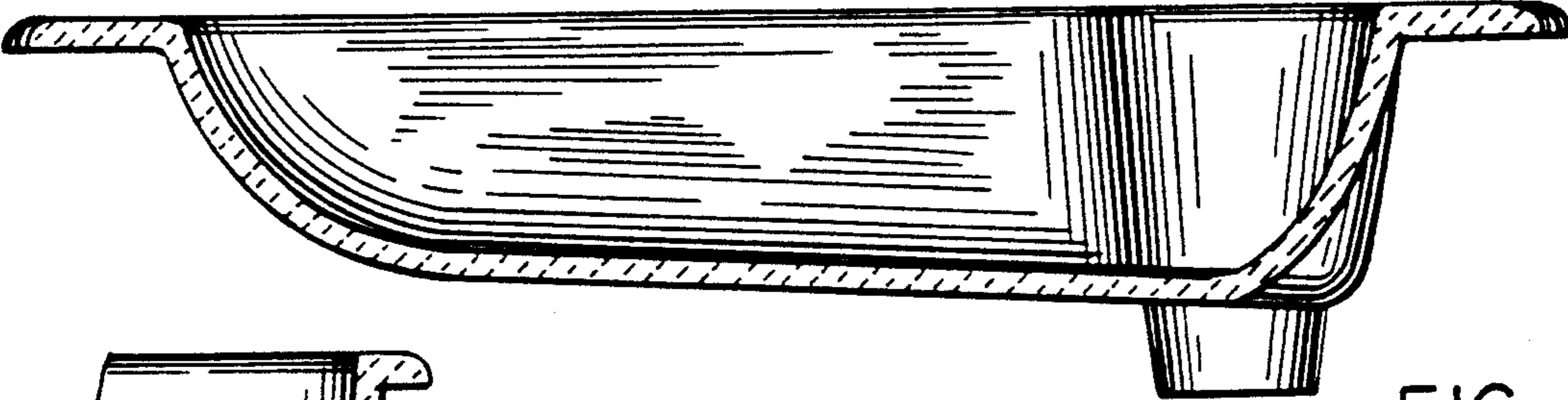


FIG. 4

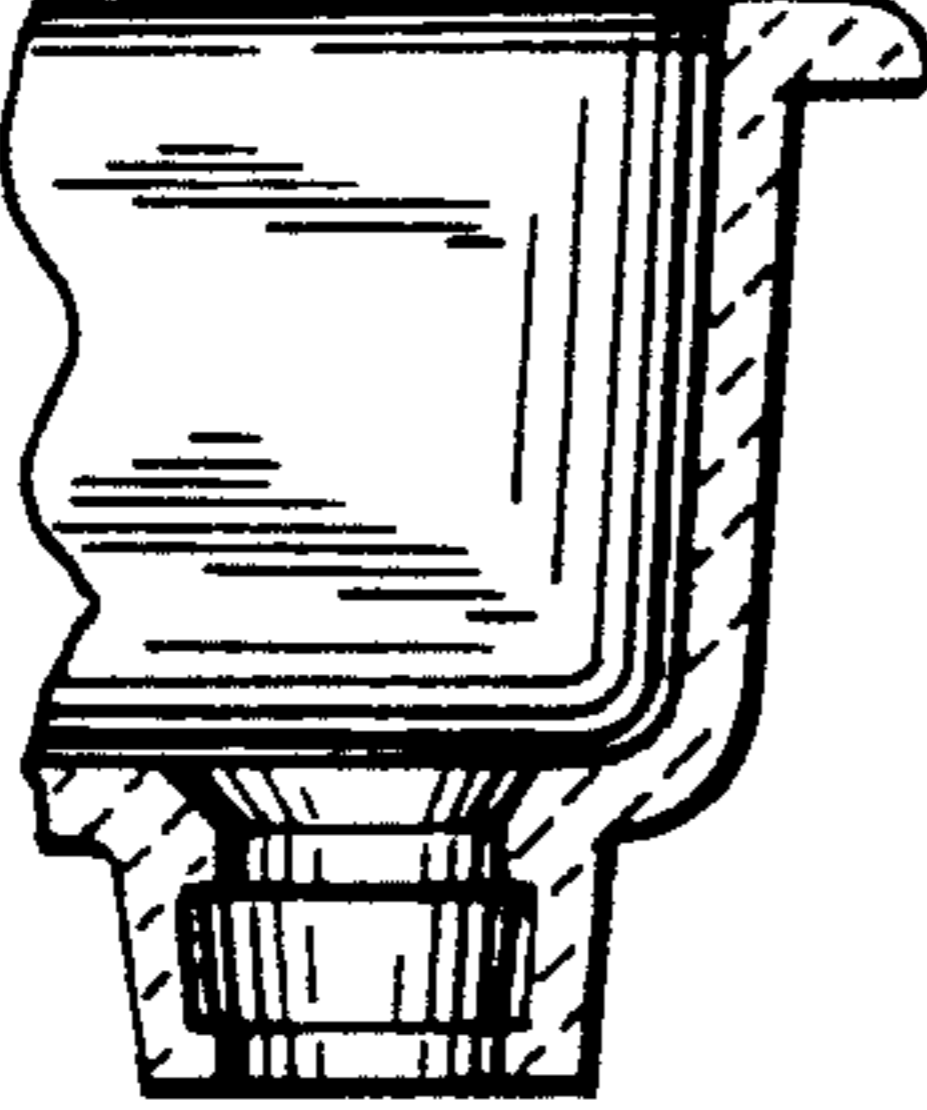


FIG. 5

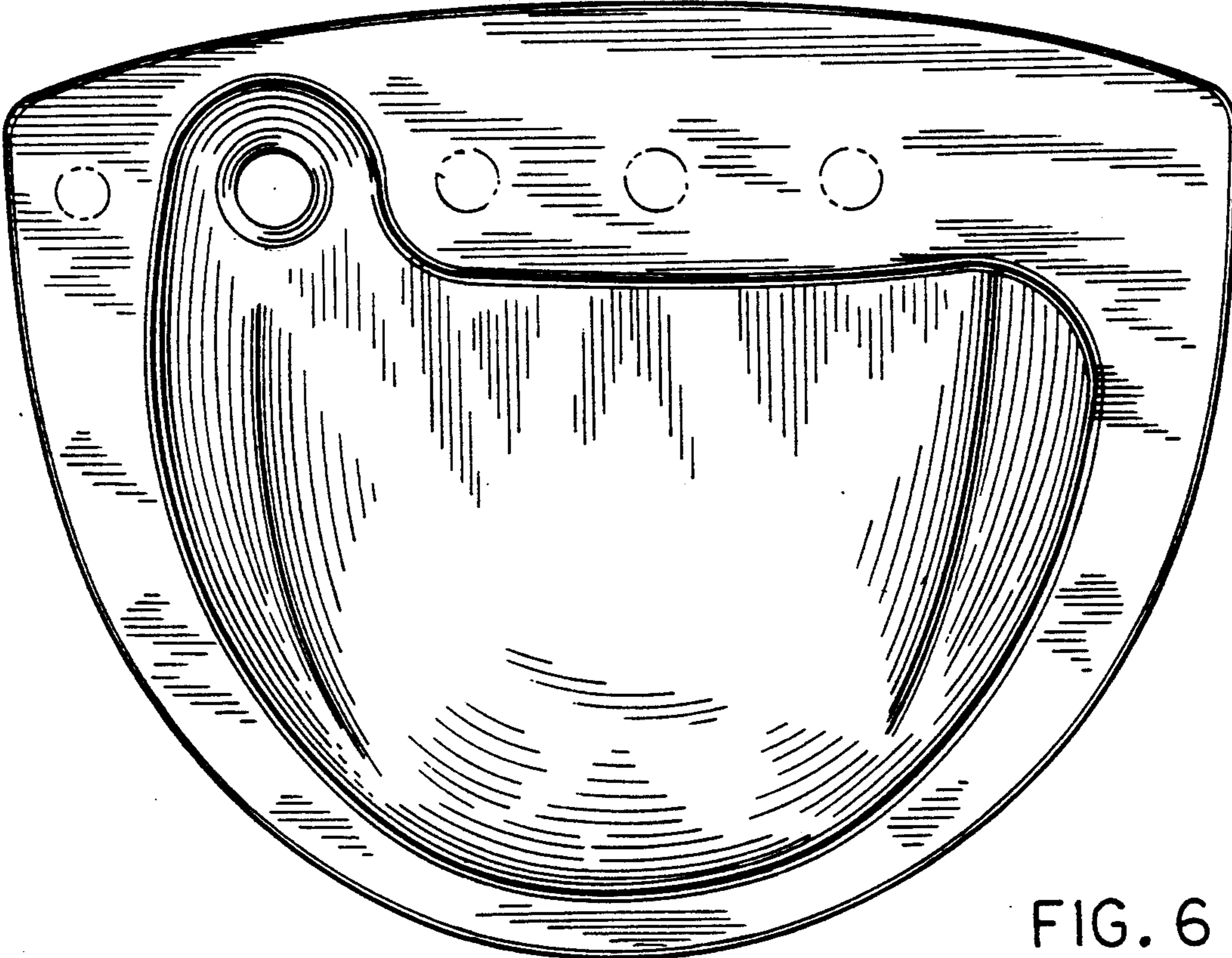


FIG. 6