



US00D337372S

# United States Patent [19]

[11] Patent Number: **Des. 337,372**

Safford et al.

[45] Date of Patent: **\*\* Jul. 13, 1993**

[54] VALVE PLATE

[75] Inventors: **George J. Safford; Gene R. Bluhm,**  
both of Quincy, Ill.

[73] Assignee: **Cooper Industries, Inc.,** Houston,  
Tex.

[\*\*] Term: **14 Years**

[21] Appl. No.: **460,719**

[22] Filed: **Jan. 4, 1990**

[52] U.S. Cl. .... **D23/249**

[58] Field of Search ..... **D23/233-237,**  
**D23/244-249; 137/516.13-516.27; 251/368**

3,875,962	4/1975	Bauer .....	137/516.21
4,495,964	1/1985	Bennitt .....	137/516.15 X
4,627,464	12/1986	Hartshorn .....	137/516.21 X
4,854,341	8/1989	Bauer .....	137/516.21 X
4,889,156	12/1989	Woollatt et al. ....	137/516.21 X
4,913,187	4/1990	Woollatt et al. ....	137/516.21 X
5,036,880	8/1991	Safford et al. ....	137/516.21

*Primary Examiner*—James R. Largen

*Attorney, Agent, or Firm*—Laff, Whitesel, Conte & Saret

## [57] CLAIM

The ornamental design for a valve plate, as shown and described.

## DESCRIPTION

FIG. 1 is a top plan view of a valve plate showing our new design;

FIG. 2 is a left side elevational view thereof;

FIG. 3 is a right side elevational view thereof;

FIG. 4 is a rear elevational view thereof;

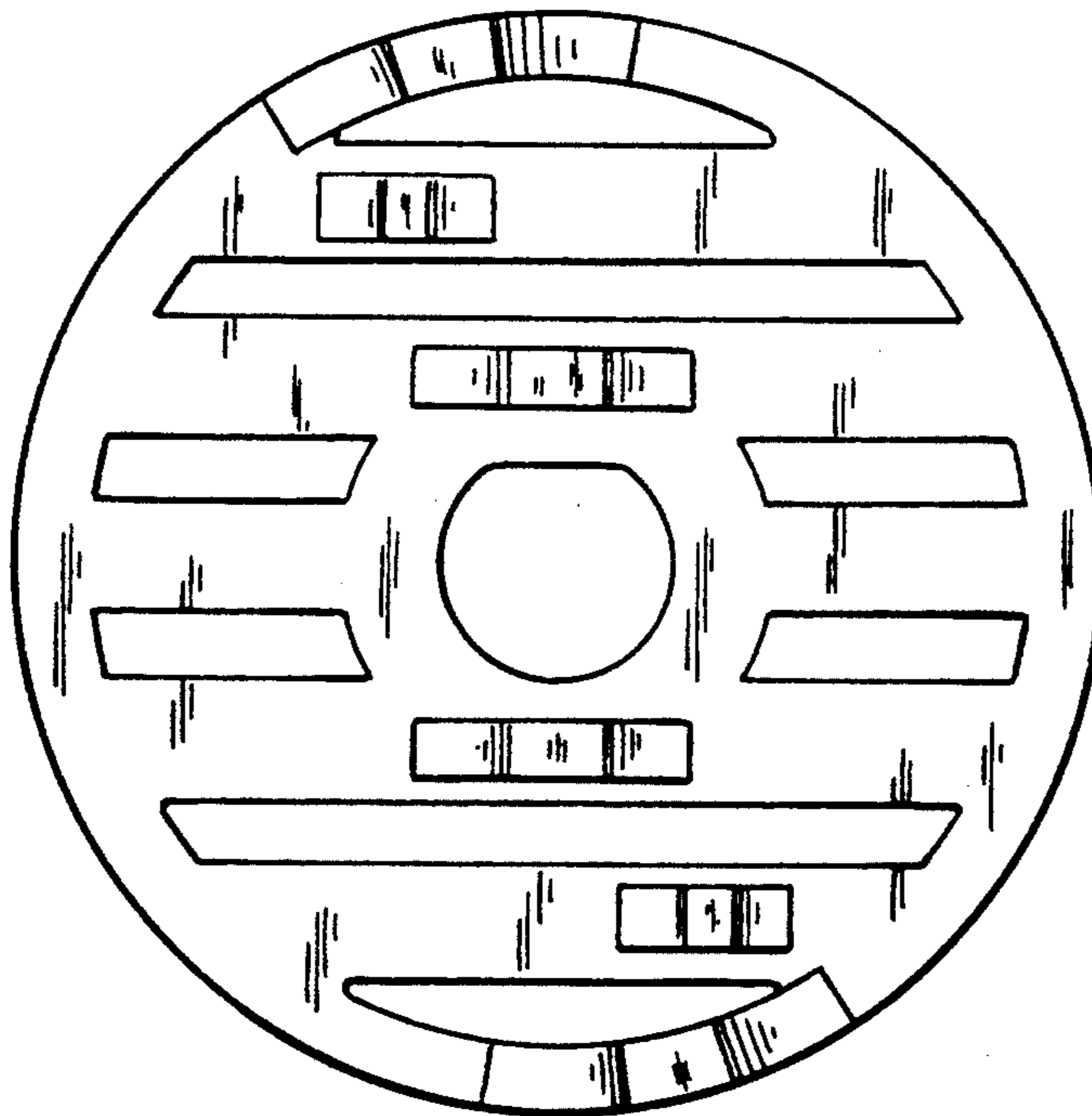
FIG. 5 is a front elevational view thereof; and,

FIG. 6 is a bottom plan view thereof.

## [56] References Cited

### U.S. PATENT DOCUMENTS

D. 217,666	5/1970	Self .....	D23/249
2,090,486	8/1937	Richardson .....	137/516.21
3,123,095	3/1964	Kohler .....	137/516.23
3,428,082	2/1969	Kohler .....	137/516.23






FIG. 4

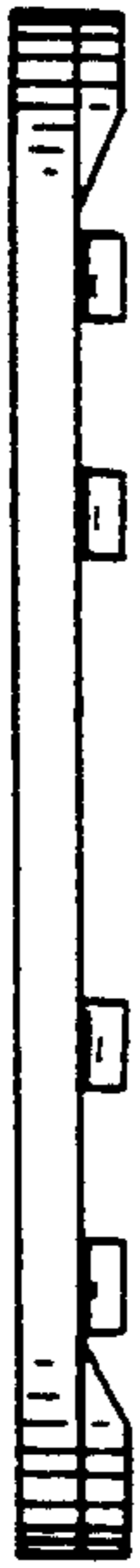


FIG. 2

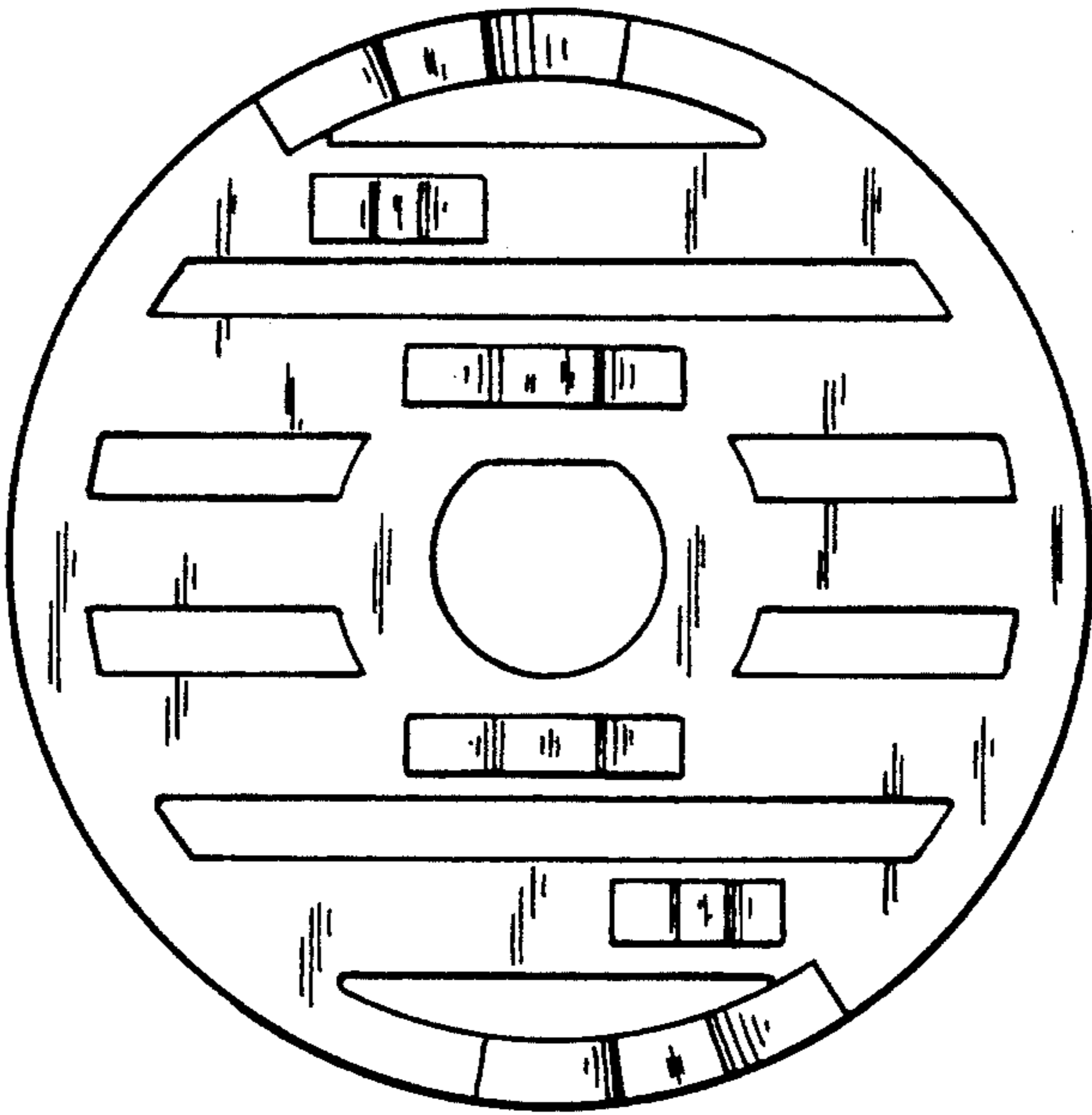


FIG. 1



FIG. 3




FIG. 5

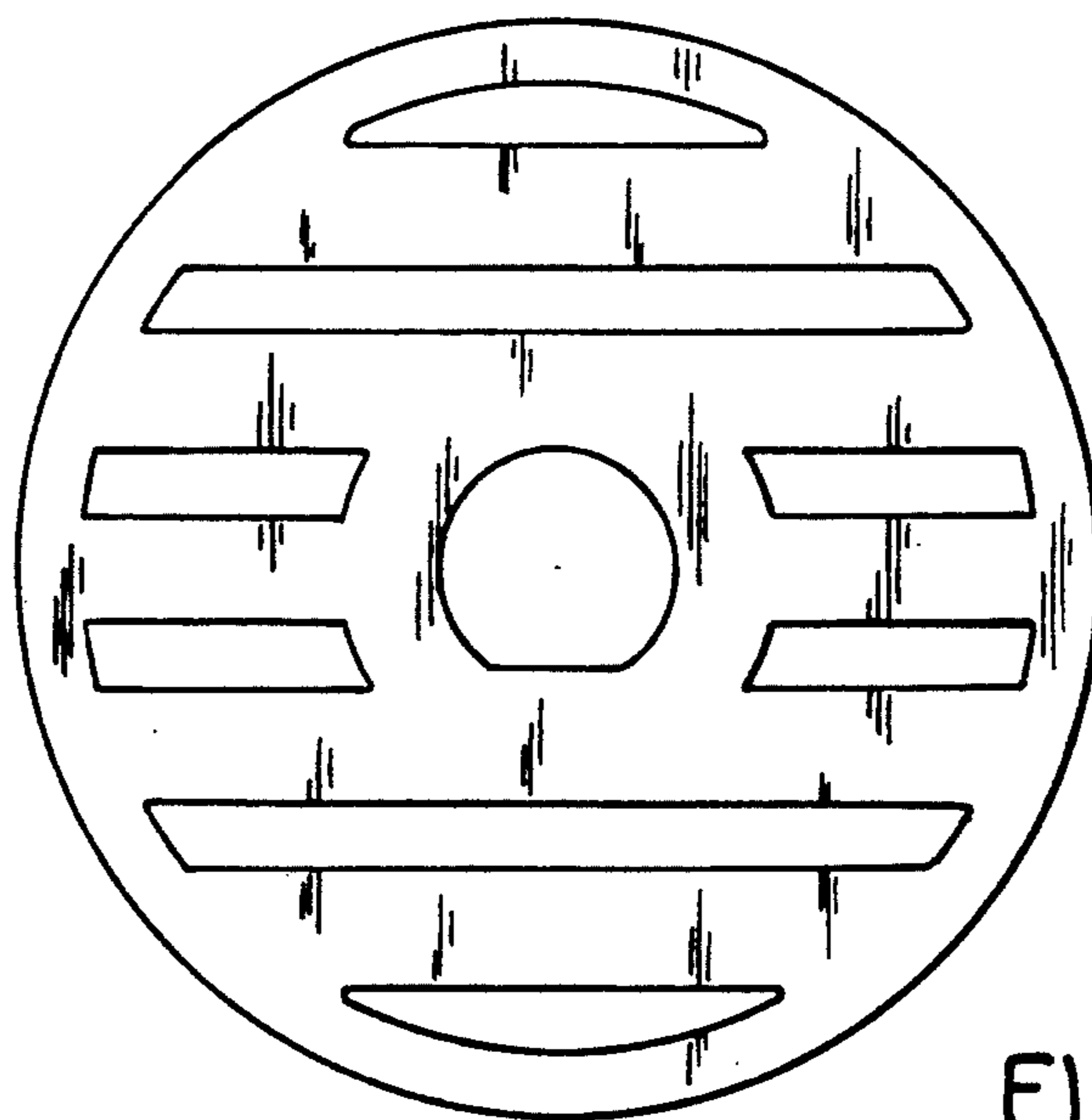


FIG. 6