



US00D337370S

United States Patent [19]

[11] Patent Number: **Des. 337,370**

Spriggs et al.

[45] Date of Patent: **** Jul. 13, 1993**

[54] **SPRAY GUN FOR DISPENSING DILUTED CHEMICAL CONCENTRATES**

[75] Inventors: **John R. Spriggs**, Minneapolis; **James D. Decker**, Apple Valley; **James L. Copeland**, Burnsville; **Allan L. Schuman**, Eden Prairie, all of Minn.

[73] Assignee: **Ecolab Inc.**, St. Paul, Minn.

[**] Term: **14 Years**

[21] Appl. No.: **788,758**

[22] Filed: **Nov. 7, 1991**

[52] U.S. Cl. **D23/223**

[58] Field of Search **D23/213, 223-227; 239/301, 332, 373, 394, 414-415, 525-528, 532, 554, 556, 493, 304, 307, 310, 318; 222/129, 129.1, 132, 143, 145**

[56] **References Cited**

U.S. PATENT DOCUMENTS

D. 285,242	8/1986	Hengesbach	D23/226
D. 291,113	7/1987	Bauer	D23/226
D. 292,118	9/1987	Hill	D23/226
2,609,239	9/1952	Barson	D23/226 X
4,154,401	5/1979	Thompson	239/373
4,267,782	5/1987	Talbott	239/525 X

Primary Examiner—Wallace R. Burke
Assistant Examiner—M. H. Tung
Attorney, Agent, or Firm—Merchant, Gould, Smith, Edell, Welter & Schmidt

[57] **CLAIM**

The ornamental design for a spray gun for dispensing diluted chemical concentrates, as shown and described.

DESCRIPTION

FIG. 1 is a perspective view of a spray gun for dispensing diluted chemical concentrates according to the present invention;

FIG. 2 is a side view of a spray gun for dispensing diluted chemical concentrates according to the present invention;

FIG. 3 is a top view of a spray gun for dispensing diluted chemical concentrates according to the present invention;

FIG. 4 is a bottom view of a spray gun for dispensing diluted chemical concentrates according to the present invention;

FIG. 5 is a front view of a spray gun for dispensing diluted chemical concentrates according to the present invention; and,

FIG. 6 is a rear view of a spray gun for dispensing diluted chemical concentrates according to the present invention.

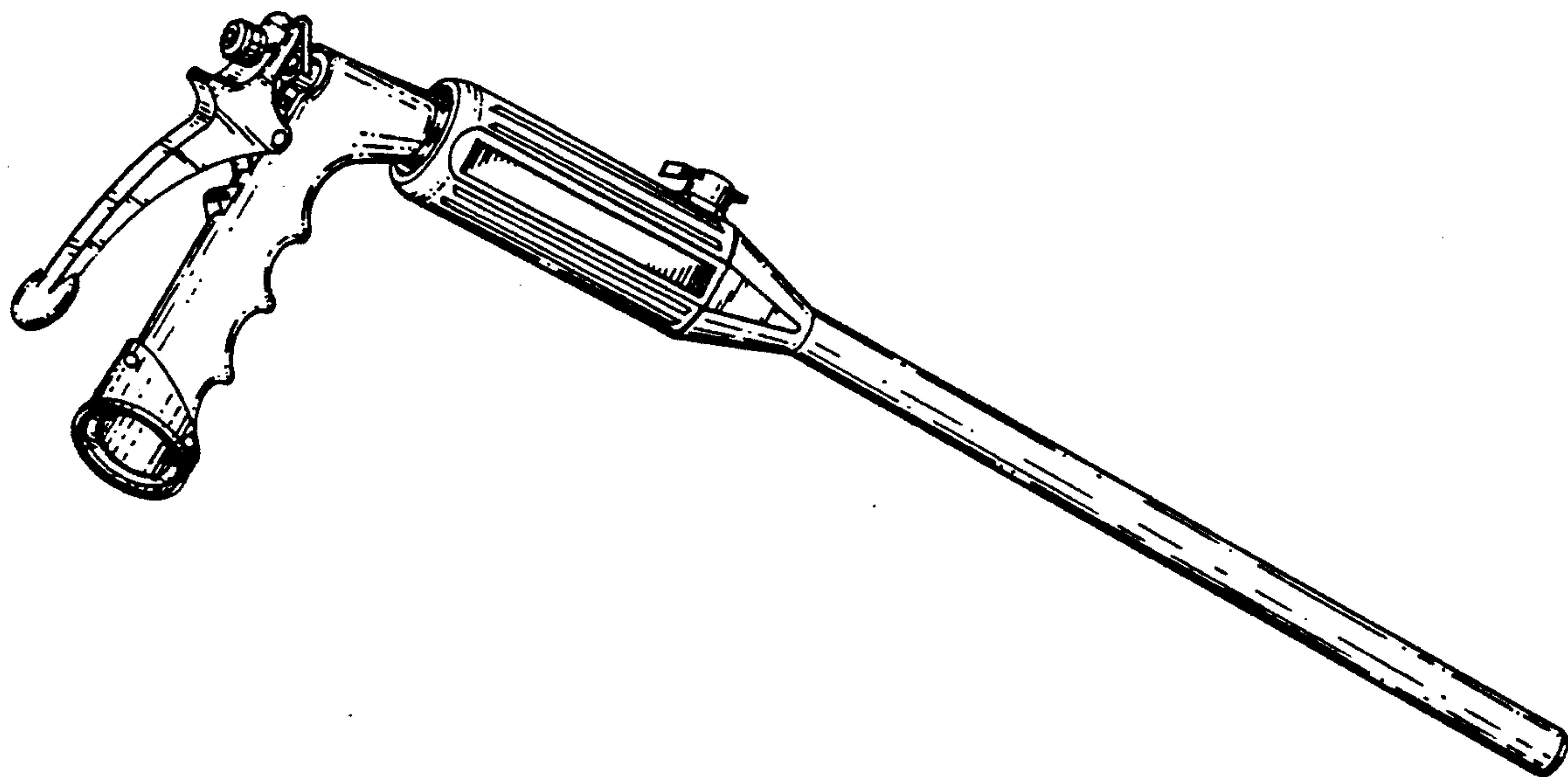


FIG. 1

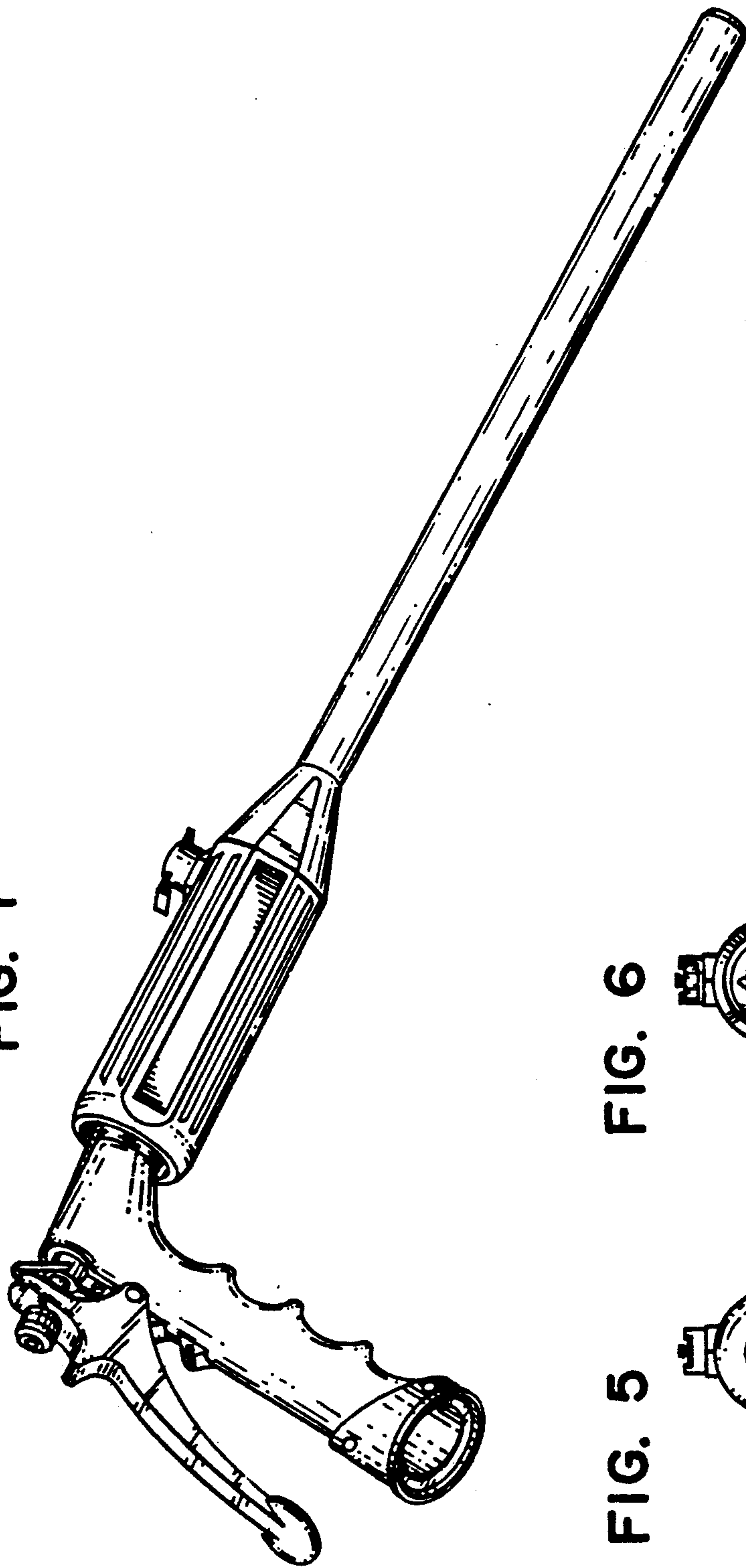


FIG. 6


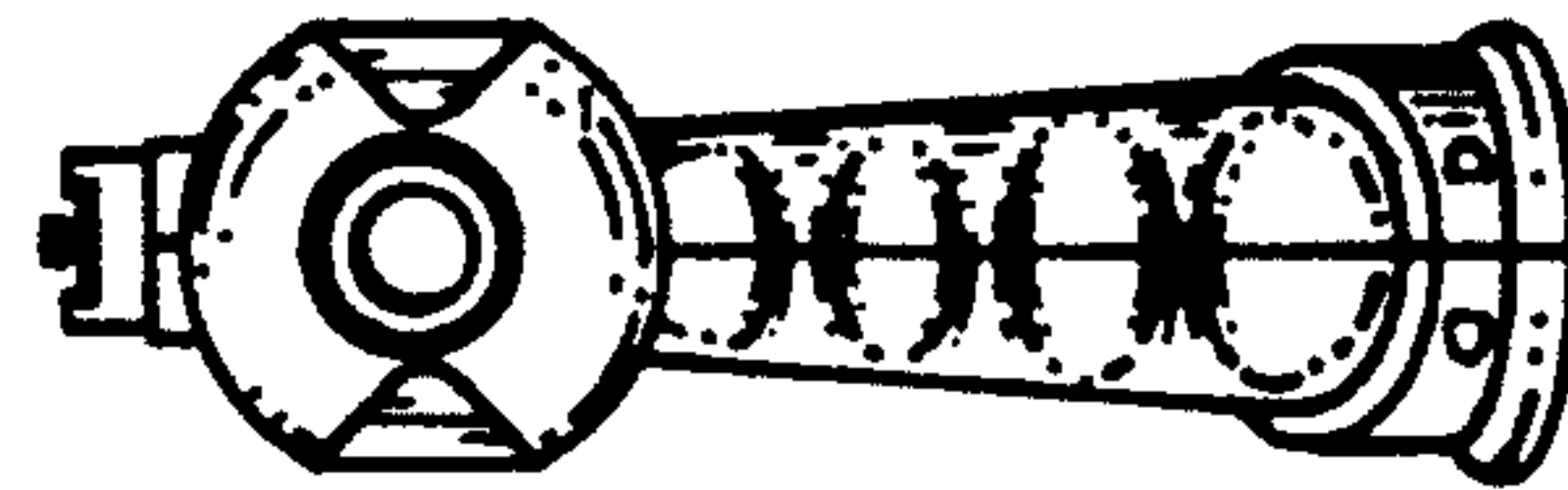


FIG. 5



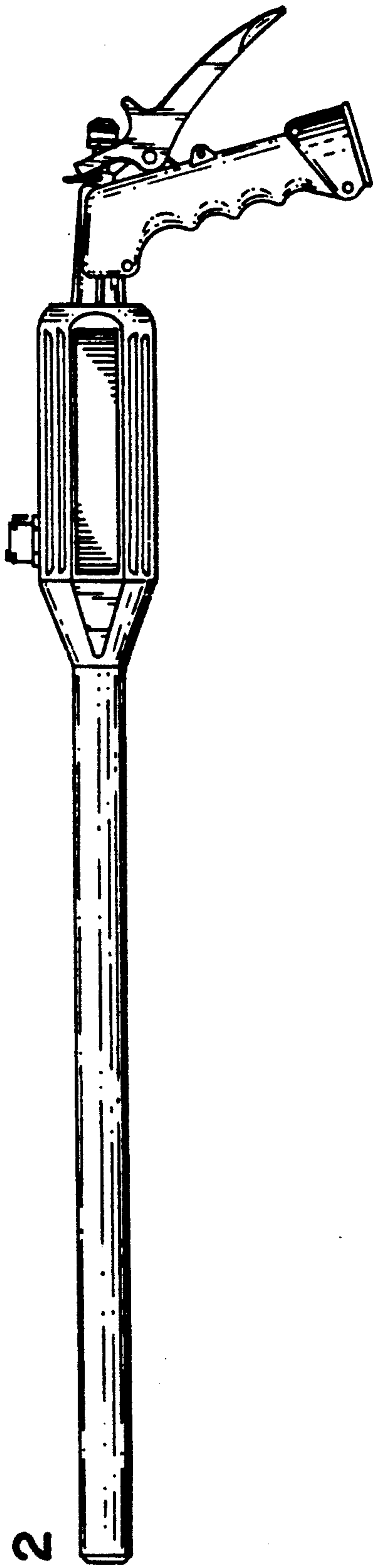


FIG. 2



FIG. 3




FIG. 4