



US00D337364S

United States Patent [19]

[11] Patent Number: **Des. 337,364**

Piper et al.

[45] Date of Patent: **** Jul. 13, 1993**

[54] **GOLF BALL TEE**

2,530,088 11/1950 Smith 273/202
4,181,300 1/1980 Bradley 273/33

[76] Inventors: **John Piper**, 4 Highland Pl., Clifton Springs, N.Y. 14432; **Stephen Mulvaney**, 3302 E. Lake Rd., Livonia, N.Y. 14487

FOREIGN PATENT DOCUMENTS

677516 3/1930 France 273/33
1089125 11/1967 United Kingdom 273/33

[**] Term: **14 Years**

Primary Examiner—Bernard Ansher
Assistant Examiner—Lucy Lieberman
Attorney, Agent, or Firm—Terry M. Gernstein

[21] Appl. No.: **537,751**

[57] CLAIM

[22] Filed: **Jun. 14, 1990**

The ornamental design for a golf ball tee, as shown and described.

[52] U.S. Cl. **D21/208**

[58] Field of Search D21/208; 273/210, 211, 273/33, 201, 202, 204, 205, 208, 209

DESCRIPTION

[56] References Cited

U.S. PATENT DOCUMENTS

D. 172,327	6/1954	Ankney	D21/208
1,599,310	9/1926	Wiley	D21/208 X
1,635,376	7/1927	McIlvaine	273/210
1,678,944	7/1928	Jacobson	273/203
2,094,320	9/1937	Fijux	273/206

FIG. 1 is a perspective view of a golf ball tee embodying our new design;

FIG. 2 is a side elevational view thereof, the three sides of the golf ball tee being the same except for the attached tag;

FIG. 3 is a top plan view thereof; and,

FIG. 4 is a bottom view thereof.

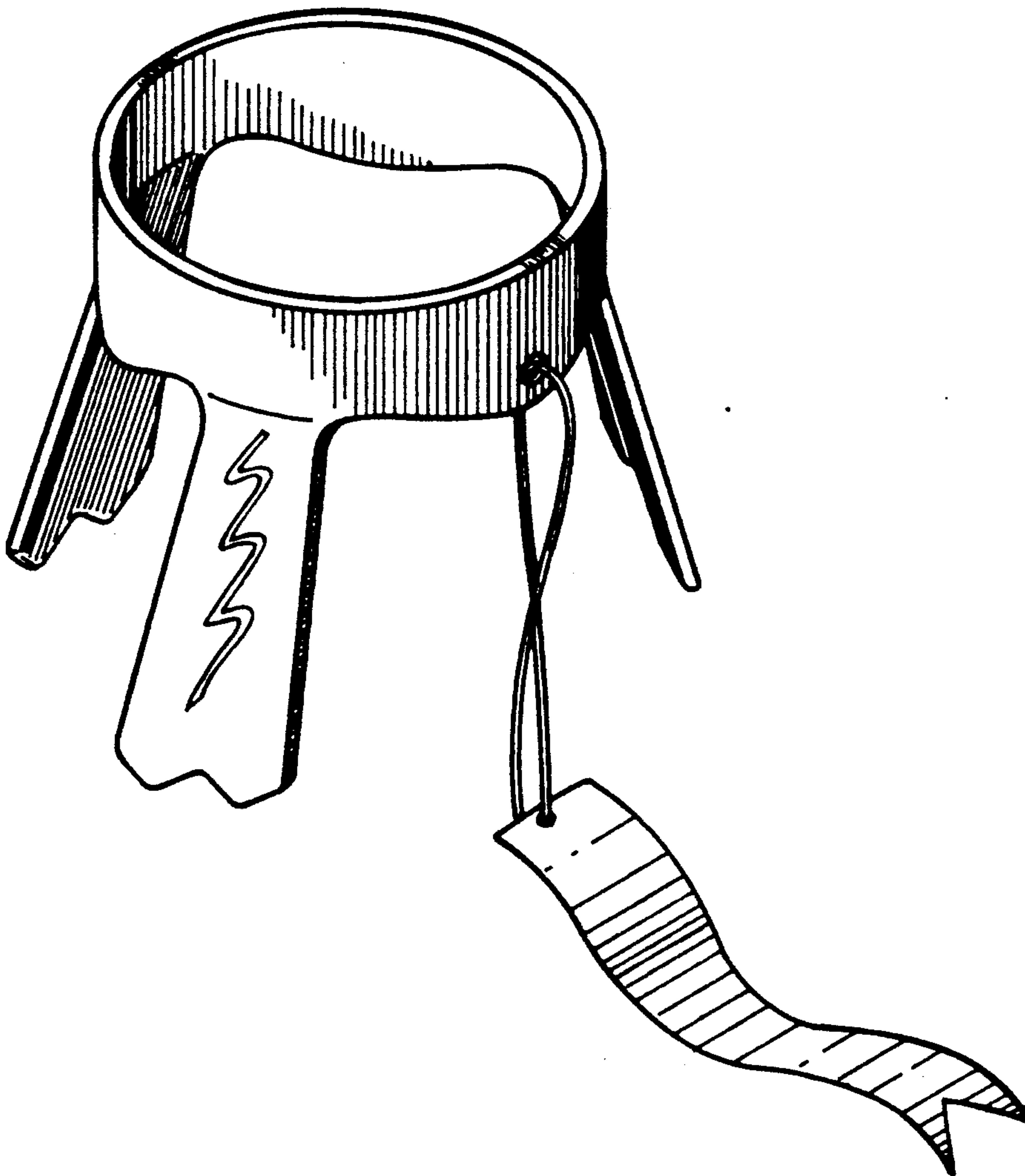


FIG. 1

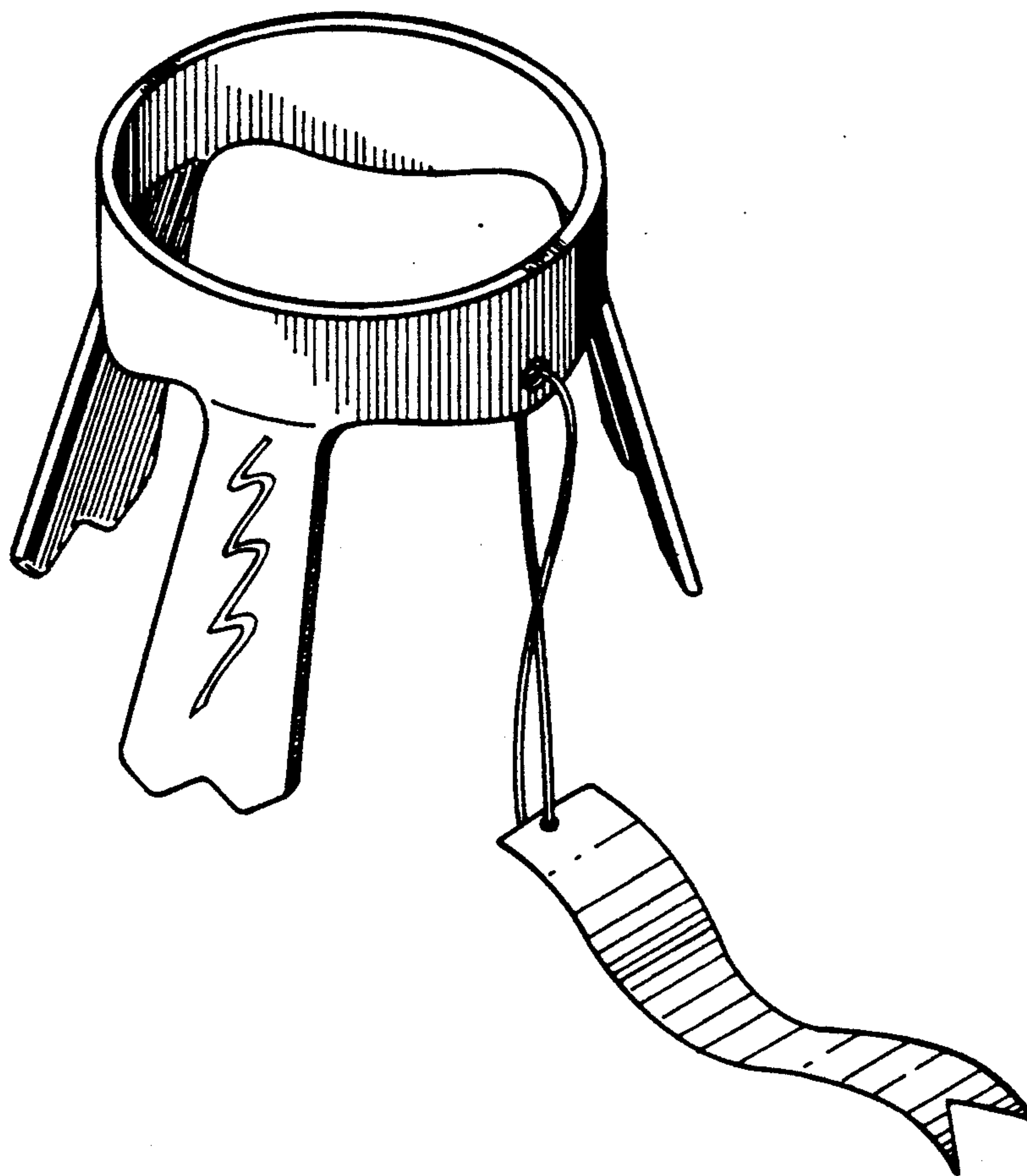


FIG. 3




FIG. 2

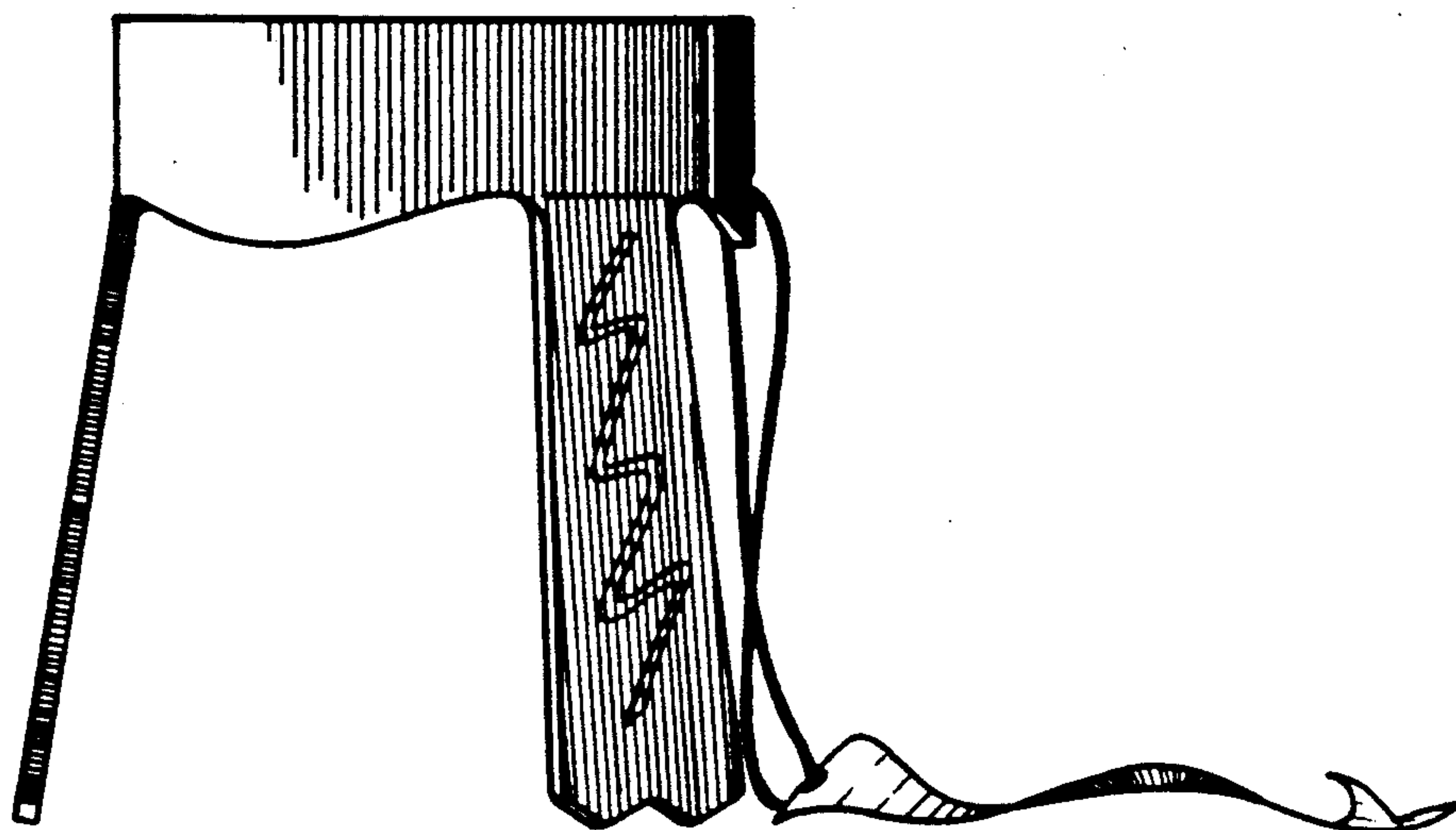


FIG. 4

