



US00D337357S

United States Patent [19]

Monneret

[11] Patent Number: **Des. 337,357**

[45] Date of Patent: **** Jul. 13, 1993**

[54] TOY STROLLER

[75] Inventor: **Alain Monneret, Voiteur, France**

[73] Assignee: **Monneret Jouets Societe Anonyme, Lons Le Saunier, France**

[**] Term: **14 Years**

[21] Appl. No.: **870,716**

[22] Filed: **Apr. 17, 1992**

[30] **Foreign Application Priority Data**

Dec. 20, 1991 [IB] Int'l Pat. Institute DM/021490

[52] U.S. Cl. **D21/134**

[58] Field of Search D21/73, 76-80, D21/124, 128, 134, 136, 139, 141, 141.1, 142, 161, 168, 177, 250; D12/85, 92, 128, 129; D19/63; 446/7, 279, 281, 451, 465; 280/47.36, 642-644, 658

[56] **References Cited**

U.S. PATENT DOCUMENTS

| | | | |
|------------|---------|-----------------|-----------|
| D. 258,748 | 3/1981 | Livesey | D21/134 |
| 4,846,494 | 7/1989 | Kassai | D12/129 |
| 4,906,017 | 3/1990 | Kassai | 280/47.36 |
| 5,029,886 | 7/1991 | Takahashi | 280/47.36 |
| 5,056,805 | 10/1991 | Wang | 280/643 |

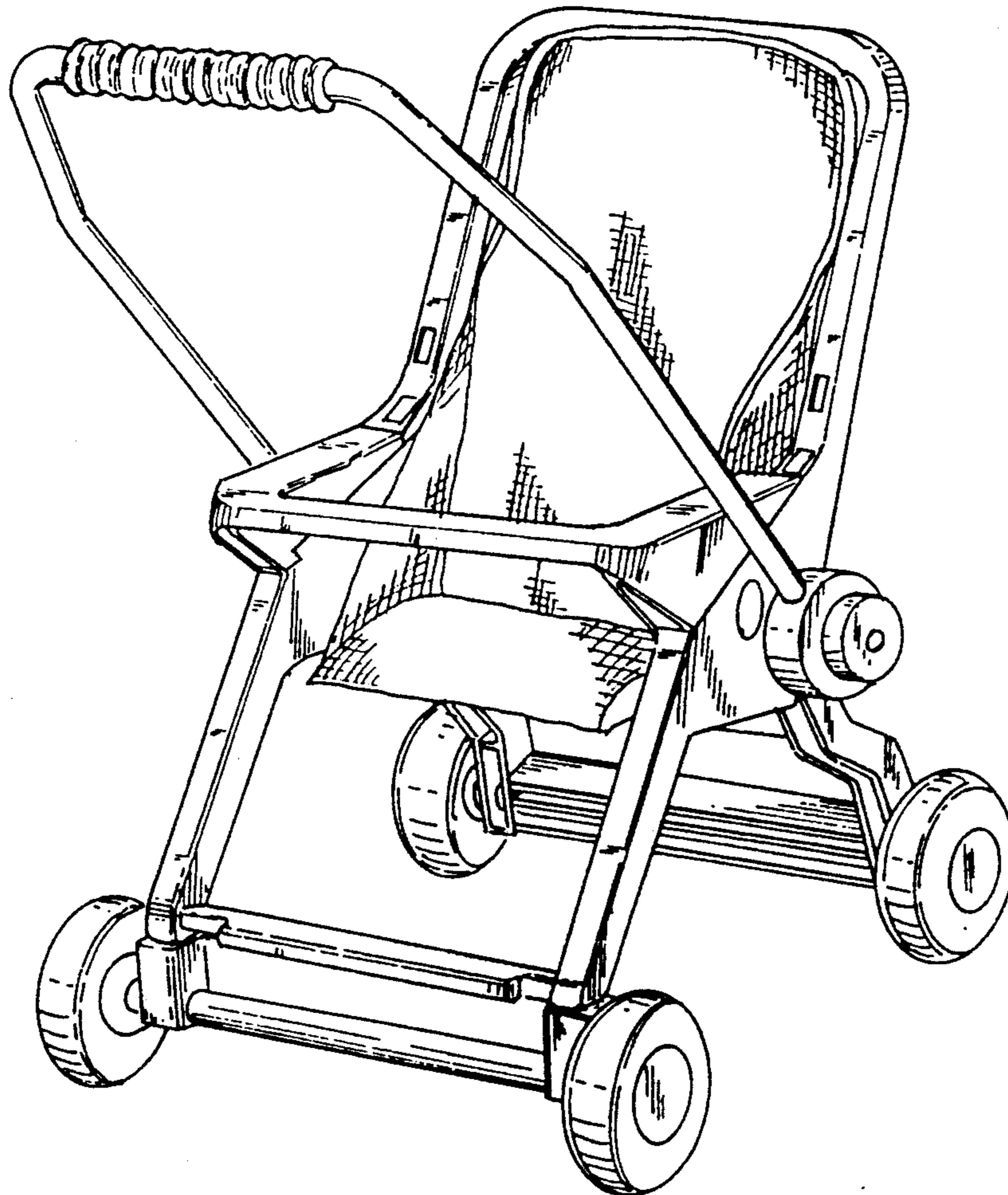
Primary Examiner—Bernard Ansher
Assistant Examiner—R. Barkai
Attorney, Agent, or Firm—Young & Thompson

[57] **CLAIM**

The ornamental design for a toy stroller, as shown and described.

DESCRIPTION

FIG. 1 is a side elevational view of a toy stroller showing my new design, the side opposite that shown in FIG. 1 being the mirror image thereof; FIG. 2 is a top, front and side perspective view thereof; FIG. 3 is a rear elevational view thereof; and, FIG. 4 is a top plan view thereof.



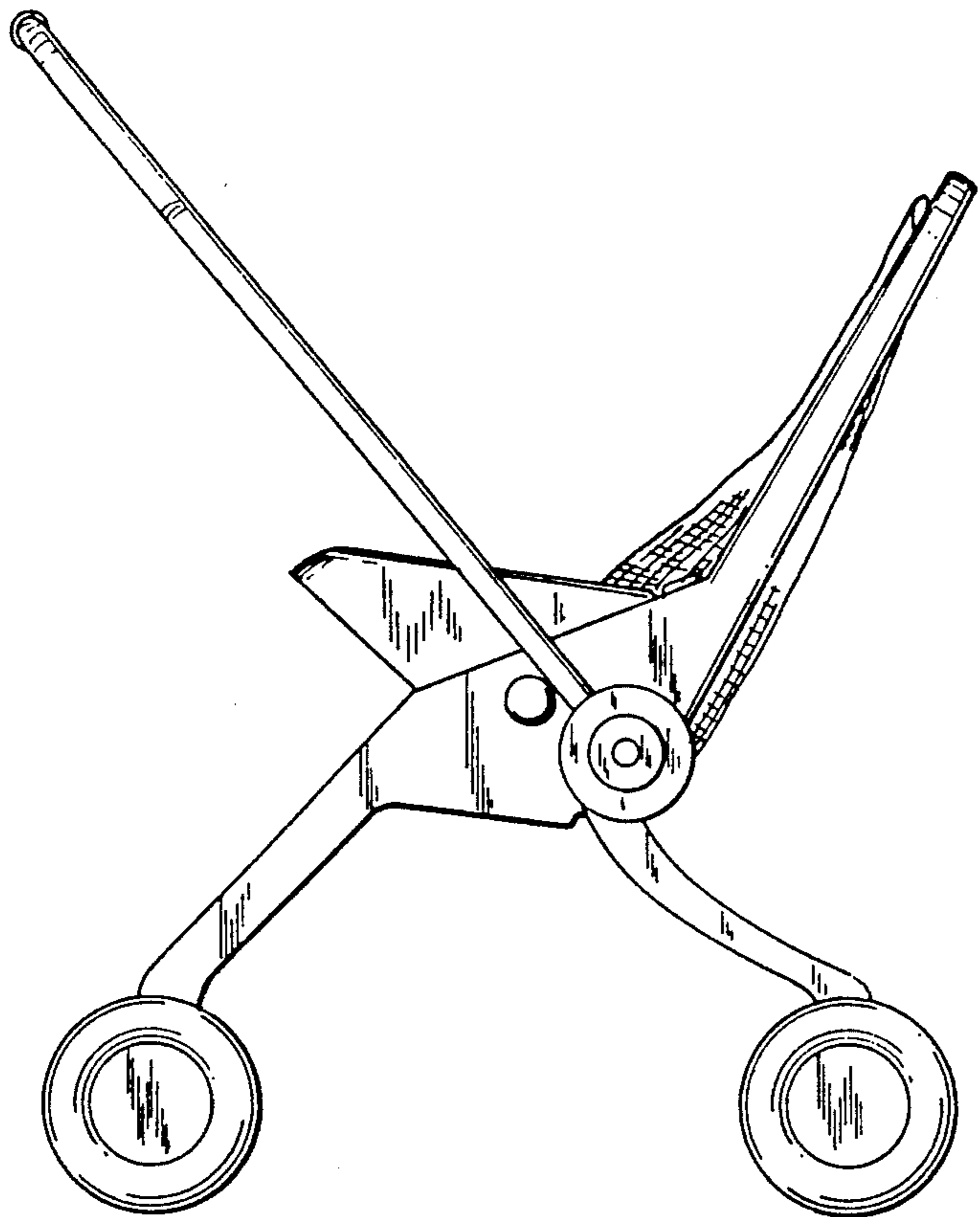


FIG. 1

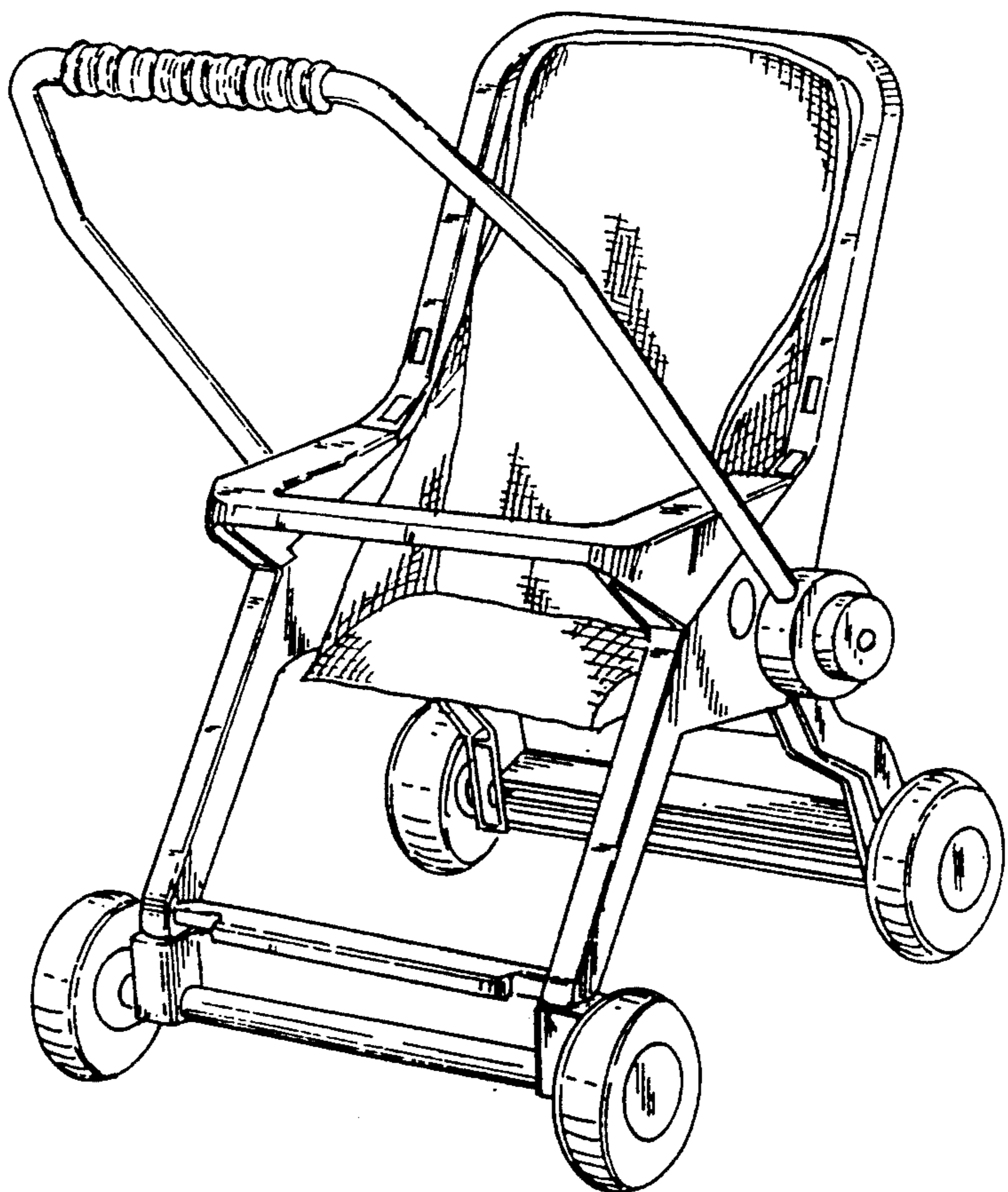


FIG. 2

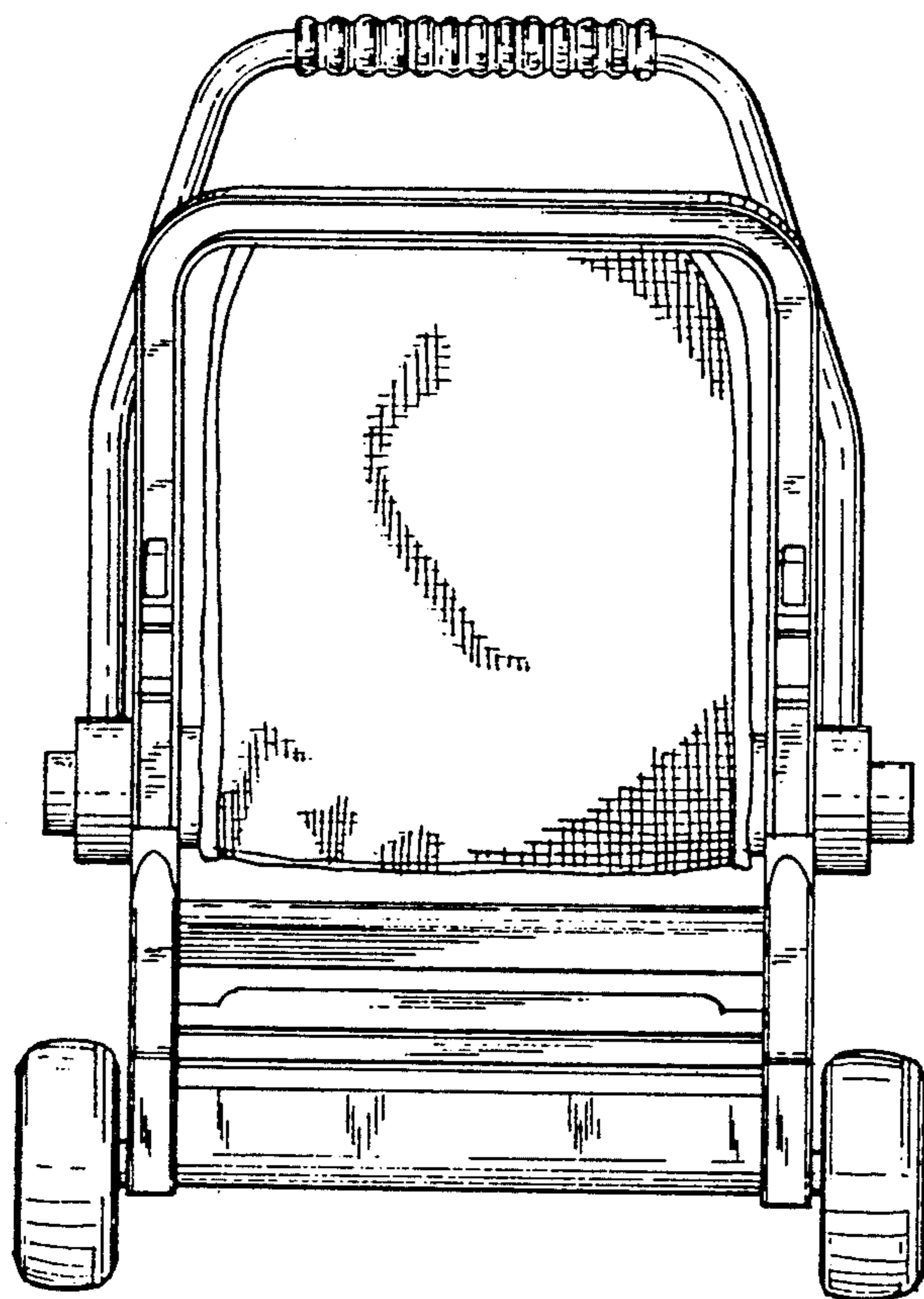


FIG. 3

FIG. 4

