



US00D337349S

United States Patent [19]

Woodburn

[11] Patent Number: Des. 337,349

[45] Date of Patent: ** Jul. 13, 1993

[54] COMBINED BOOK INSERT AND PRODUCT CARRIER

[76] Inventor: Bob Woodburn, 328 Woolrich Street, Suite A, Guelph, Ontario, Canada, N1H 3W5

[**] Term: 14 Years

[21] Appl. No.: 665,744

[22] Filed: Mar. 7, 1991

[30] Foreign Application Priority Data

Feb. 11, 1991 [CA] Canada 11-02-91-3

[52] U.S. Cl. D19/32; D3/30.1; D3/99; D19/99; D19/100; 281/15.1; 281/42; 281/45; 281/46; 281/47

[58] Field of Search D3/30.1, 99; D19/32, D19/33, 34, 99, 100; 206/450, 472; 281/19.2, 10, 45, 46, 47, 5.1, 42

[56] References Cited

U.S. PATENT DOCUMENTS

- D. 238,931 2/1976 Du Monlin D9/341
- 1,240,691 9/1917 Feddern 281/47
- 2,953,115 9/1960 Haskins 281/42
- 3,823,814 7/1974 Lum D3/30.1
- 4,162,800 7/1979 Gonot, Jr. et al. 281/42
- 4,505,219 3/1985 Mangano 281/42
- 4,680,681 7/1987 Fisherman et al. 281/19.2
- 4,832,191 5/1989 Gerver et al. 281/15.1

- 4,961,596 10/1990 Moor 281/51
- 5,054,816 10/1991 Rosengarten 281/42
- 5,104,167 4/1992 Nemeth 294/158

FOREIGN PATENT DOCUMENTS

0164981 6/1921 United Kingdom D3/30.1

Primary Examiner—A. Hugo Word

Assistant Examiner—Celia A. Murphy

Attorney, Agent, or Firm—Riches, McKenzie & Herbert

[57] CLAIM

The ornamental design for a combined book insert and product carrier, as shown and described.

DESCRIPTION

FIG. 1 is a perspective view of a combined book insert and product carrier showing my new design; FIG. 2 is a front elevational view thereof; FIG. 3 is a rear elevational view thereof; FIG. 4 is a right side elevational view thereof; FIG. 5 is a left side elevational view thereof; FIG. 6 is a top plan view thereof; FIG. 7 is a bottom plan view thereof; and, FIG. 8 is a perspective view thereof shown in the condition of use, the broken lines showing a net and juggling cubes being for illustrative purposes only and forming no part of the claimed design.

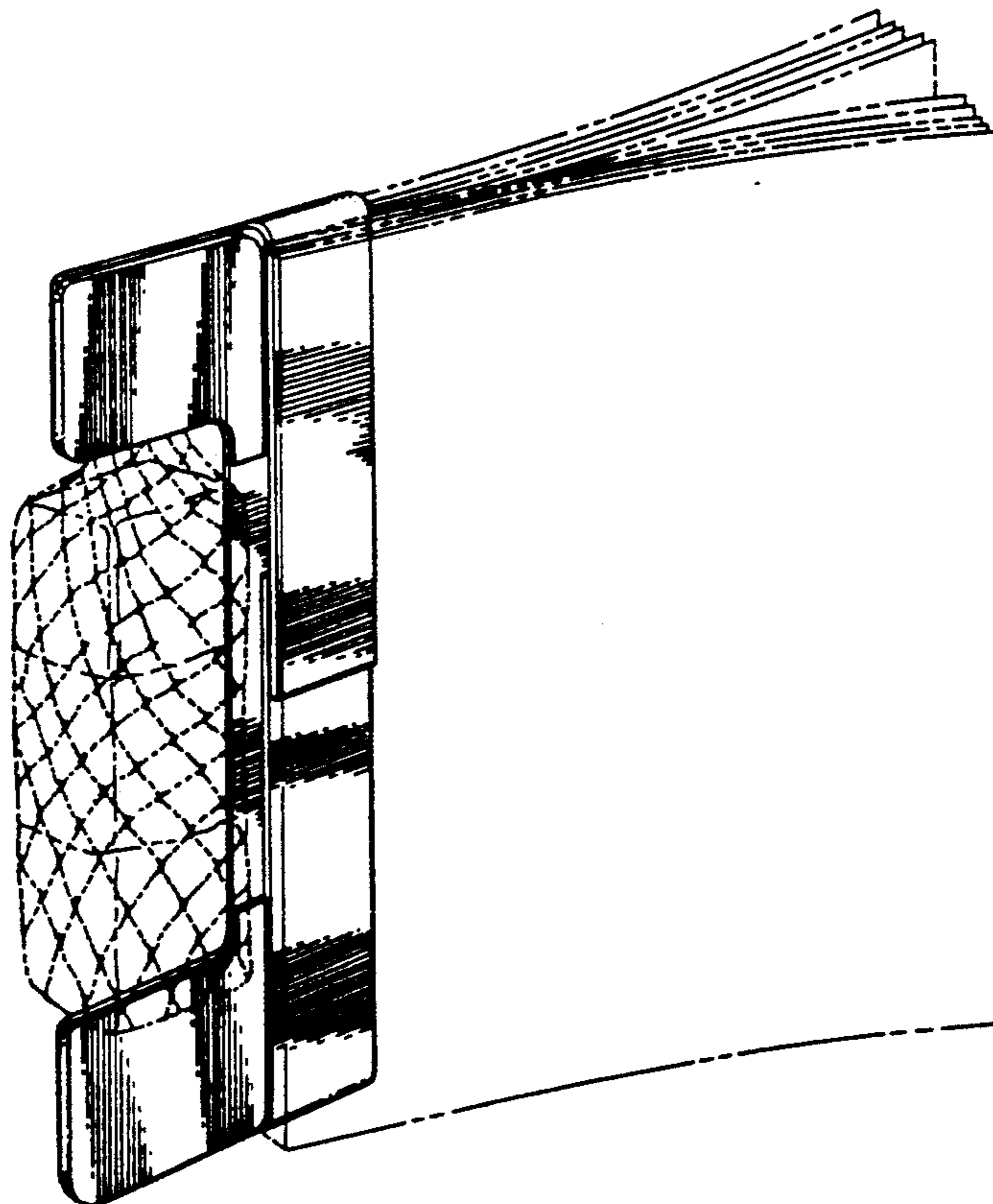


FIG. 1.

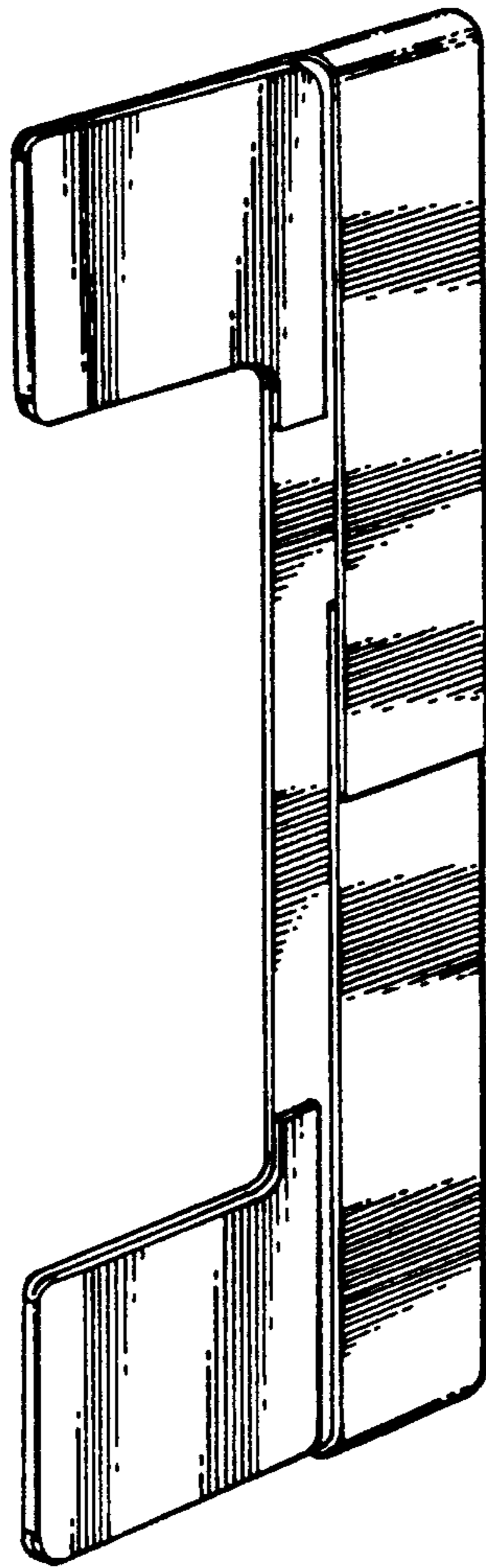


FIG. 2.




FIG. 3.

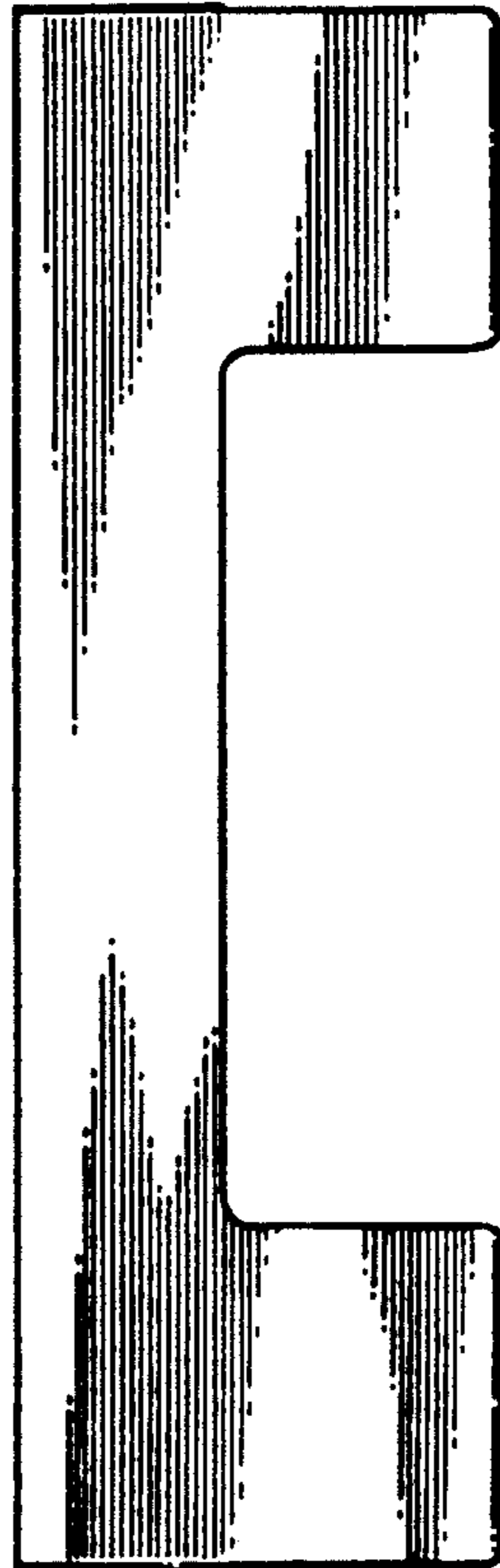


FIG. 4.

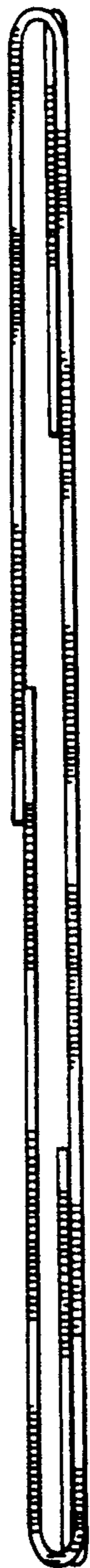


FIG. 5.

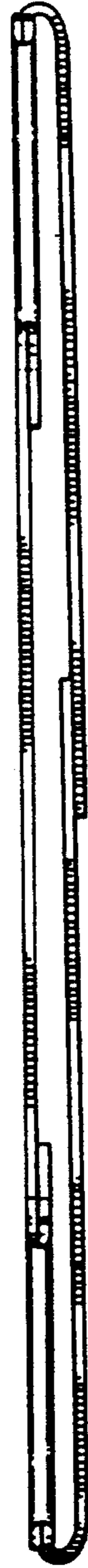


FIG. 6.



FIG. 7.



FIG. 8.

