



US00D337326S

# United States Patent [19] Kim

[11] Patent Number: **Des. 337,326**

[45] Date of Patent: **\*\* Jul. 13, 1993**

[54] **PORTABLE TELEPHONE**

[75] Inventor: **Jung-Ill Kim**, Seoul, Rep. of Korea

[73] Assignee: **Hyundai Electronics Industries Co., Ltd.**, Rep. of Korea

[\*\*] Term: **14 Years**

[21] Appl. No.: **777,106**

[22] Filed: **Oct. 16, 1991**

[30] **Foreign Application Priority Data**

Apr. 16, 1991 [KR] Rep. of Korea ..... 91-5234

[52] U.S. Cl. .... **D14/138; D14/147**

[58] Field of Search ..... **D14/138, 147, 138; 379/440, 433, 428, 419, 420, 434**

[56] **References Cited**

**U.S. PATENT DOCUMENTS**

- D. 301,034 5/1989 Fujita et al. .... D14/138
- D. 304,939 12/1989 Sutoh ..... D14/138
- D. 310,366 9/1990 Akaike et al. .... D14/148 X
- D. 311,916 11/1990 Tomimatu et al. .... D14/148
- D. 316,410 4/1991 Watanabe et al. .... D14/147 X

- D. 319,232 8/1991 Konno et al. .... D14/147 X
- D. 322,435 12/1991 Nakamachi et al. .... D14/138
- 5,062,132 10/1991 Yasuda ..... 379/61

*Primary Examiner*—Susan J. Lucas  
*Attorney, Agent, or Firm*—Burns, Doane, Swecker & Mathis

[57] **CLAIM**

The ornamental design for a portable telephone, as shown and described.

**DESCRIPTION**

FIG. 1 is a top perspective view of a portable telephone showing my new design;  
 FIG. 2 is a top plan view thereof on an enlarged scale;  
 FIG. 3 is a bottom plan view thereof on an enlarged scale;  
 FIG. 4 is a front elevational view thereof on an enlarged scale;  
 FIG. 5 is a rear elevational view thereof on an enlarged scale;  
 FIG. 6 is a left side elevational view thereof on an enlarged scale; and,  
 FIG. 7 is a right side elevational view thereof on an enlarged scale.

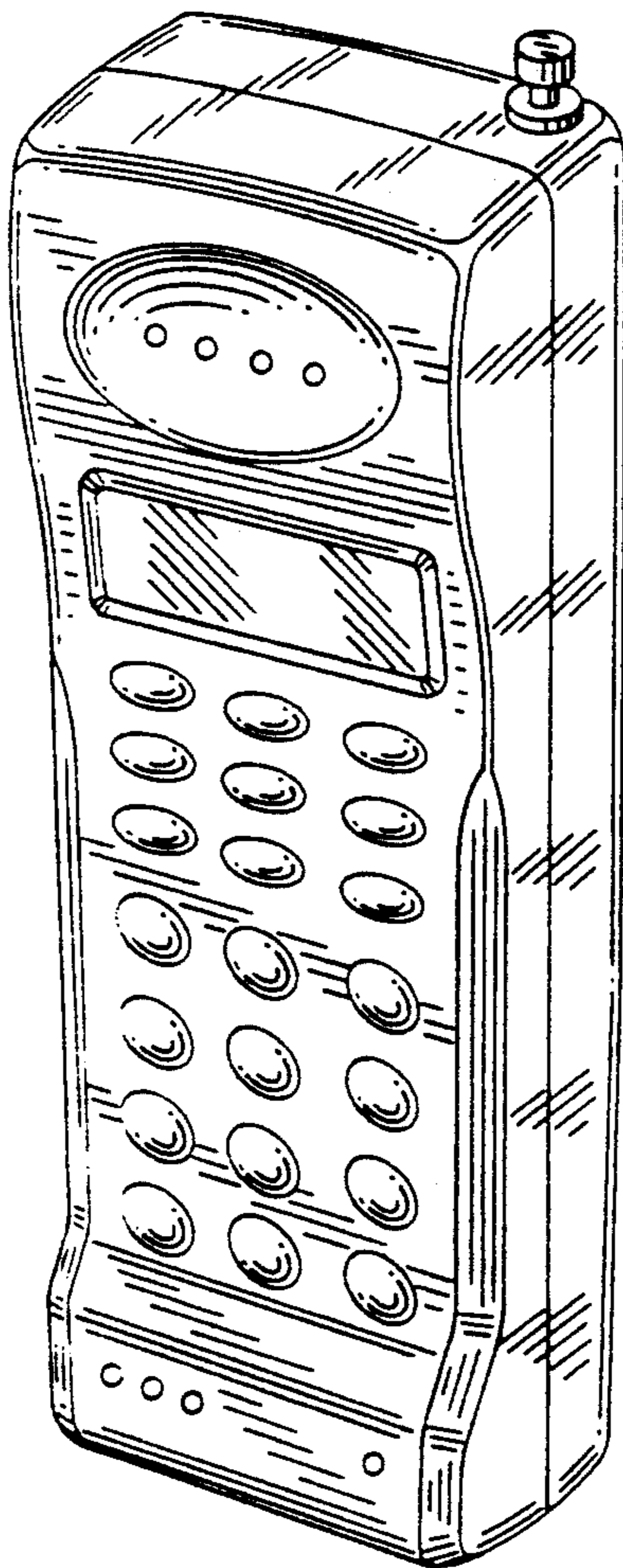


FIG. 1

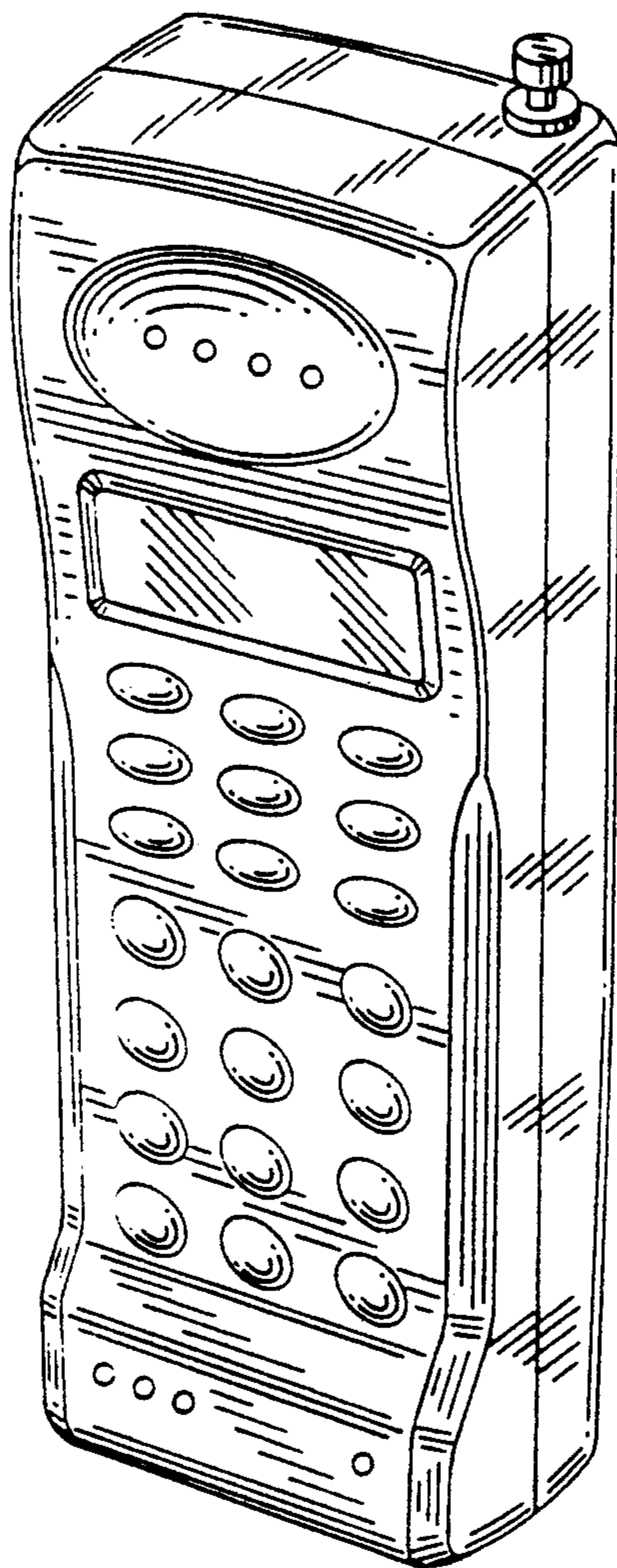


FIG. 2




FIG. 3




FIG. 4




FIG. 5




FIG. 6




FIG. 7

