



US00D337322S

United States Patent [19]
Tso

[11] **Patent Number: Des. 337,322**

[45] **Date of Patent: ** Jul. 13, 1993**

[54] **COMPUTER DIGITIZING TABLET**

[76] **Inventor: Shih Y. Tso, 11Fl., No. 116, Sec. 2, Nanking E. Rd., Taipei, Taiwan**

[**] **Term: 14 Years**

[21] **Appl. No.: 654,902**

[22] **Filed: Feb. 13, 1991**

[52] **U.S. Cl. D14/114; D19/52**

[58] **Field of Search D14/113-116, D14/103; 248/441.1, 444.1, 445-447; 340/306, 309; 178/18-19; D19/52, 86, 91; D10/46**

[56] **References Cited**

U.S. PATENT DOCUMENTS

- D. 284,084 6/1986 Fewara, Jr. D14/114
- D. 308,055 5/1990 Tedham et al. D14/114
- D. 308,198 5/1990 Tedham et al. D14/114
- D. 308,364 6/1990 Beasley, Jr. et al. D14/114

- D. 313,409 1/1991 Chowdhree et al. D14/114
- 4,745,491 5/1988 Kishi et al. 178/18 X

Primary Examiner—Wallace R. Burke

Assistant Examiner—M. H. Tung

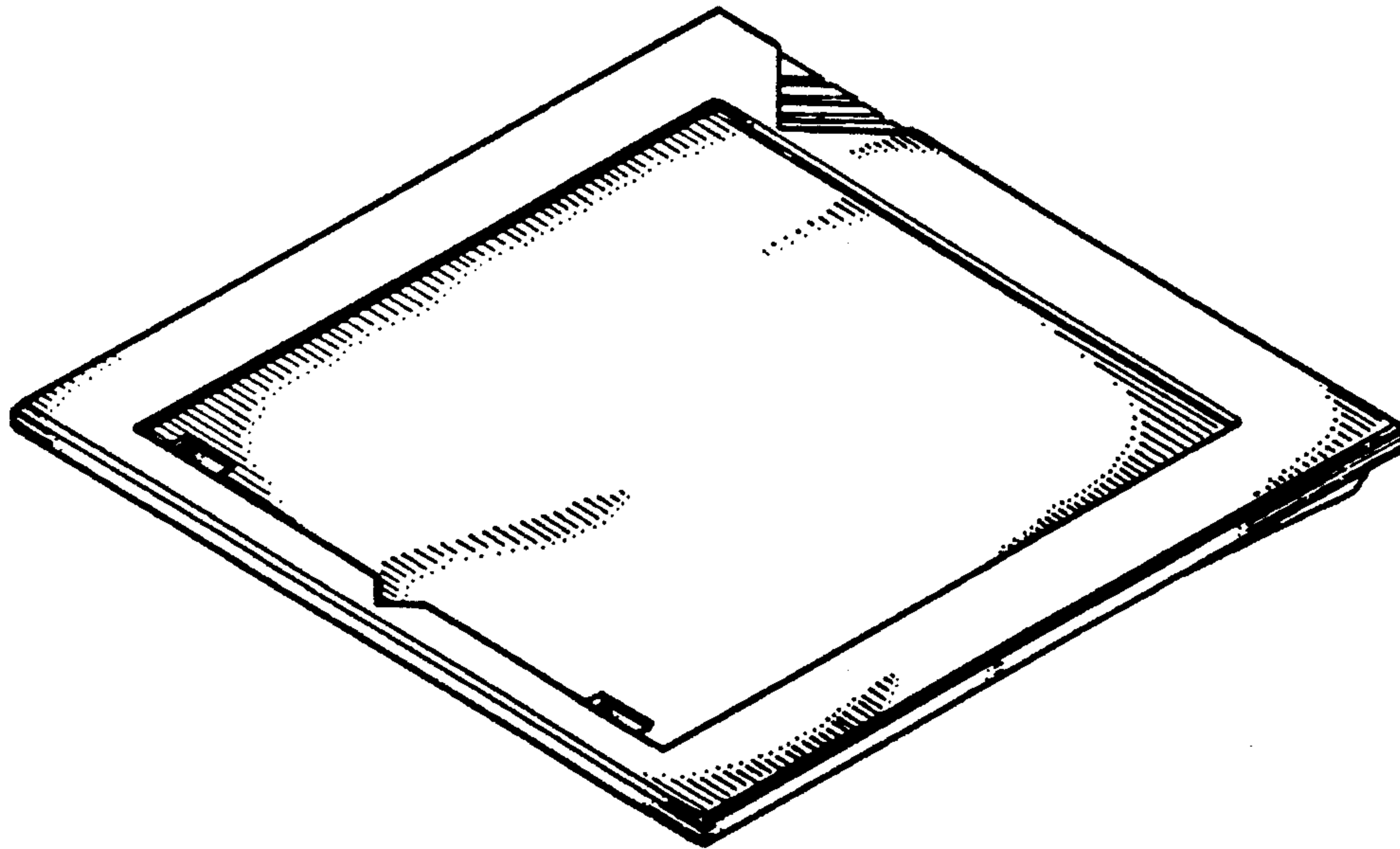
Attorney, Agent, or Firm—Dellett, Smith-Hill and Bedell

[57] **CLAIM**

The ornamental design for a computer digitizing tablet, as shown and described.

DESCRIPTION

FIG. 1 is a perspective view of a computer digitizing tablet showing my design;
 FIG. 2 is a front elevational view thereof;
 FIG. 3 is a rear elevational view thereof;
 FIG. 4 is a left side elevational view thereof, the right side view being a mirror image of that shown;
 FIG. 5 is a top plan view thereof; and,
 FIG. 6 is a bottom plan view thereof.



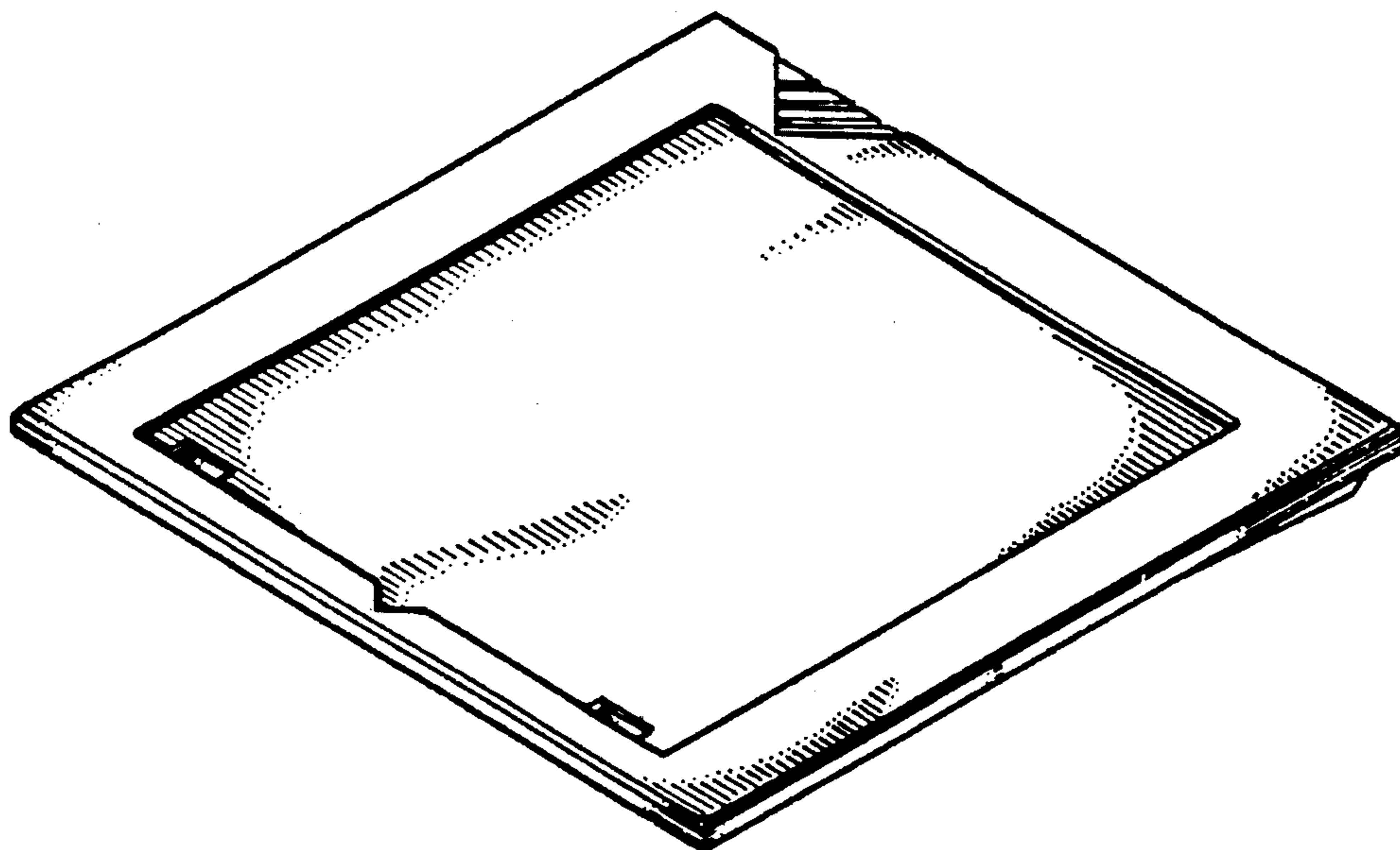


FIG. 1.




FIG. 2.



FIG. 3.




FIG. 4.

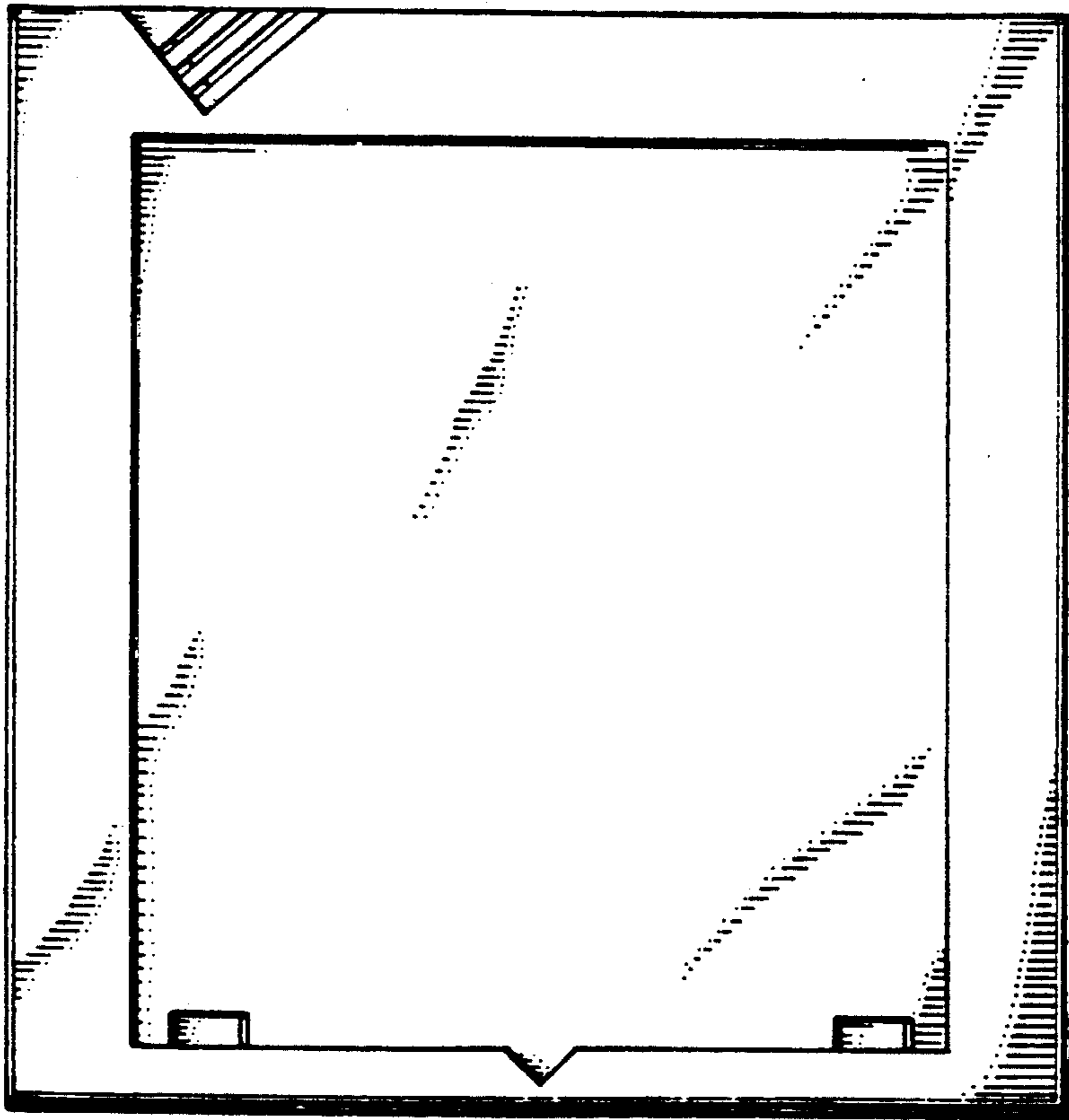


FIG. 5.

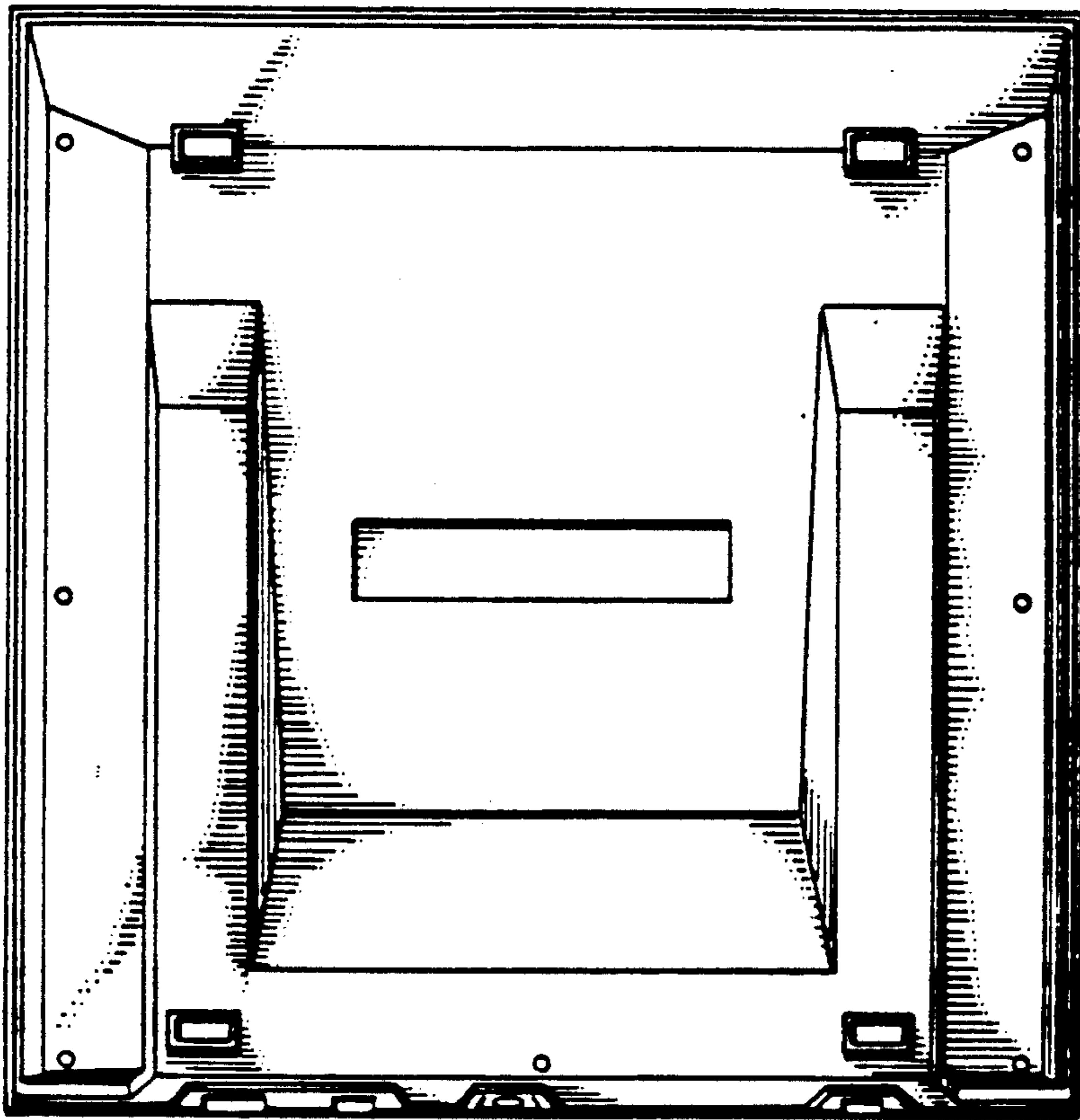


FIG. 6.