



US00D337318S

# United States Patent [19]

Reiter et al.

[11] Patent Number: Des. 337,318

[45] Date of Patent: \*\* Jul. 13, 1993

[54] UPRIGHT LARGE SYSTEM CABINET FOR A COMPUTER

[75] Inventors: Victor R. Reiter, Huntington Beach;  
James M. Brech, San Clemente, both  
of Calif.

[73] Assignee: AST Research, Inc., Irvine, Calif.

[\*\*] Term: 14 Years

[21] Appl. No.: 776,620

[22] Filed: Oct. 15, 1991

[52] U.S. Cl. .... D14/102

[58] Field of Search ..... D4/100, 102, 108, 109;  
D13/162, 184, 199; 360/99.12; 361/390-395

[56] References Cited

## U.S. PATENT DOCUMENTS

|            |         |                          |         |
|------------|---------|--------------------------|---------|
| D. 290,123 | 6/1987  | Kelley, Jr. et al. ....  | D14/102 |
| D. 298,135 | 10/1988 | Hall et al. ....         | D14/102 |
| D. 303,375 | 9/1989  | Sellars, Jr. et al. .... | D14/102 |
| D. 306,284 | 2/1990  | Koepke ....              | D14/102 |
| D. 313,014 | 12/1990 | Kline et al. ....        | D14/102 |
| D. 315,551 | 3/1991  | Aderman ....             | D14/102 |

Primary Examiner—Wallace R. Burke

Assistant Examiner—Freda S. Nunn

Attorney, Agent, or Firm—Knobbe, Martens, Olson &  
Bear

[57] CLAIM

The ornamental design for an upright large system cabinet for a computer, as shown and described.

## DESCRIPTION

FIG. 1 is a slightly reduced perspective view of an upright large system cabinet for a computer showing our new design;

FIG. 2 is a front view of the upright large system cabinet for a computer of the present invention as shown in FIG. 1;

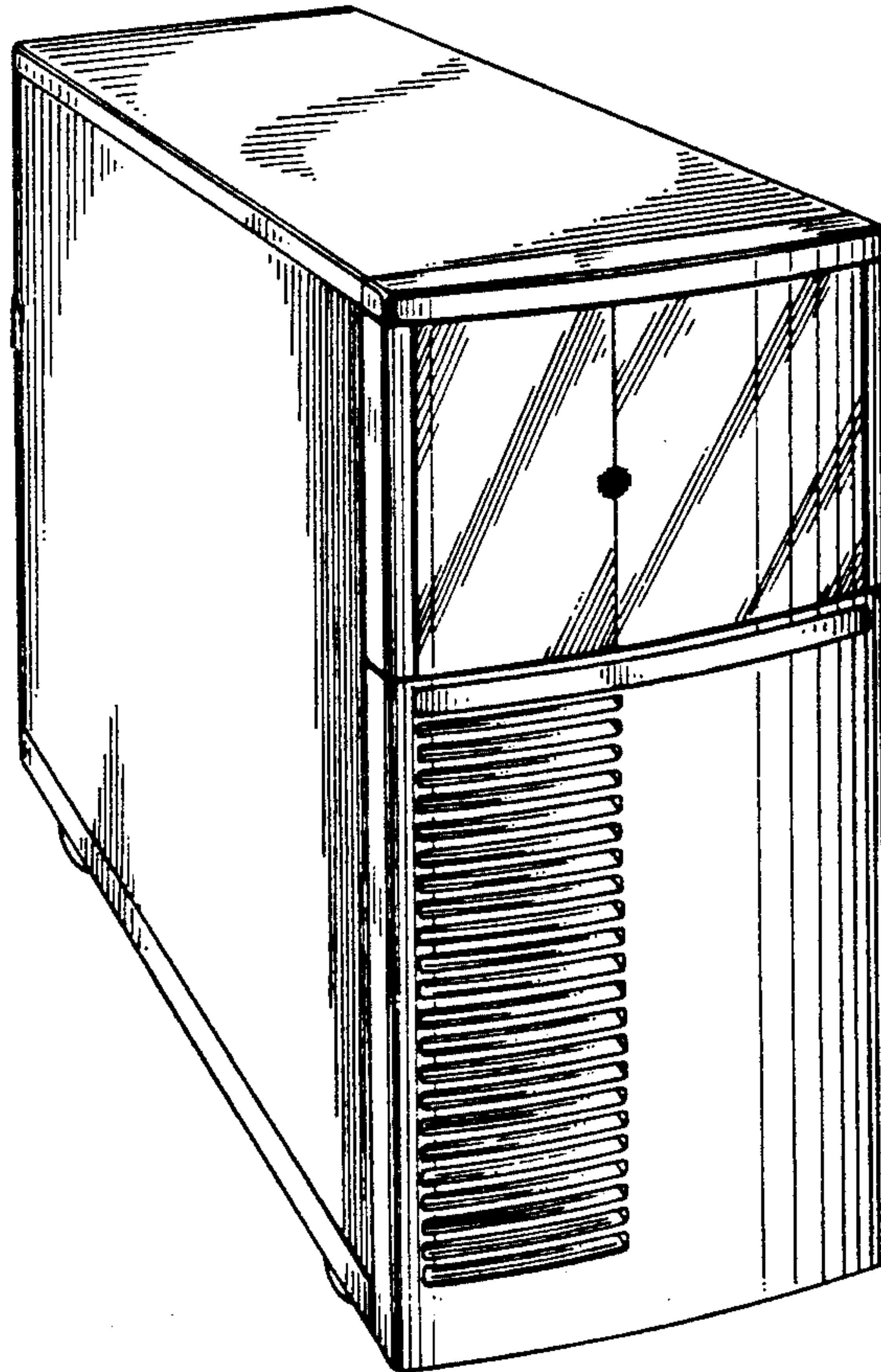
FIG. 3 is a rear view of the upright large system cabinet for a computer of the present invention as shown in FIG. 1;

FIG. 4 is the right side view of the upright large system cabinet for a computer of the present invention as shown in FIG. 1;

FIG. 5 is a top view of the upright large system cabinet for a computer of the present invention as shown in FIG. 1;

FIG. 6 is a bottom view of the upright large system cabinet for a computer of the present invention as shown in FIG. 1; and,

FIG. 7 is a left side view of the upright large system cabinet for a computer of the present invention as shown in FIG. 1.



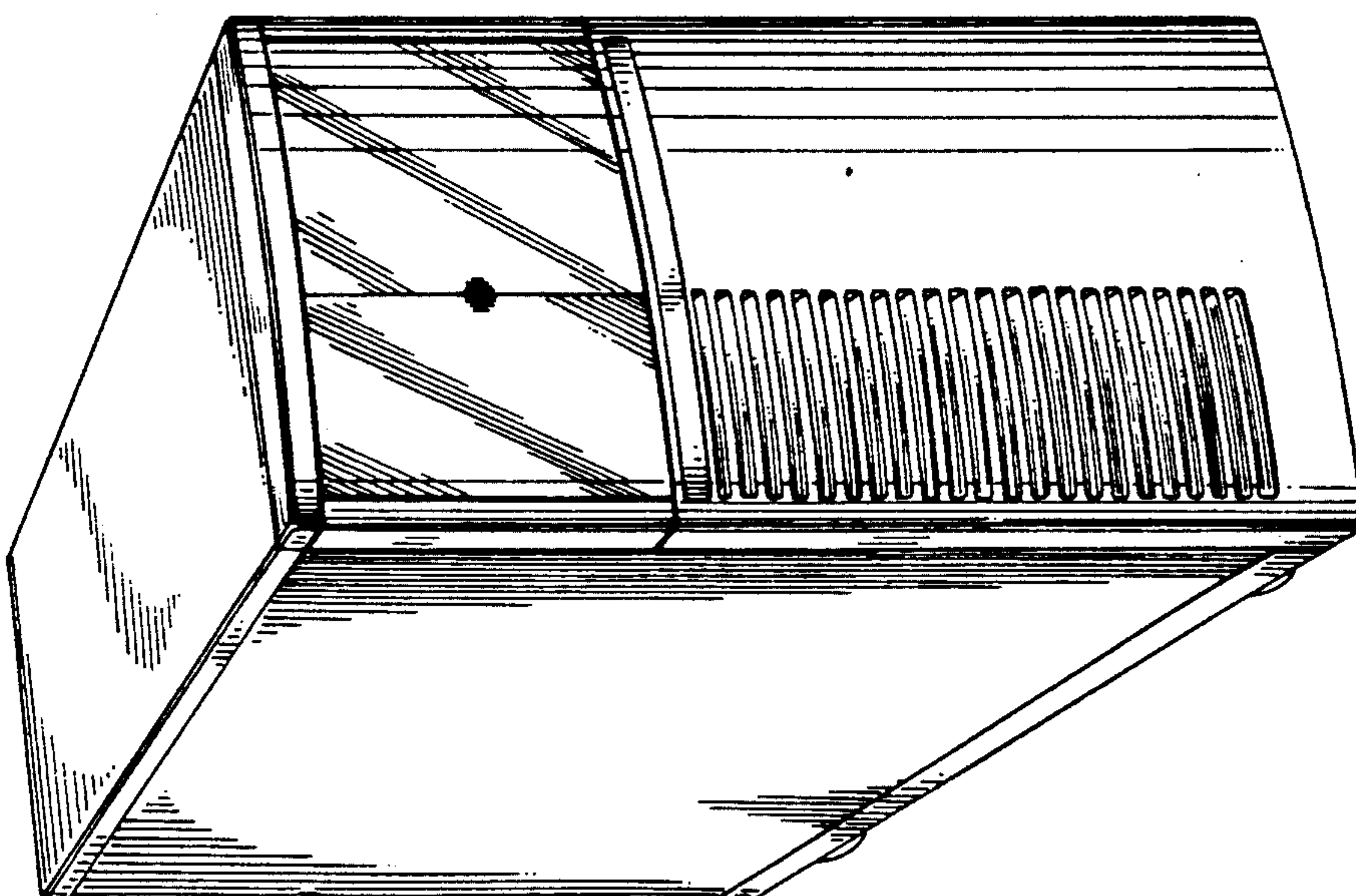


FIG. 1

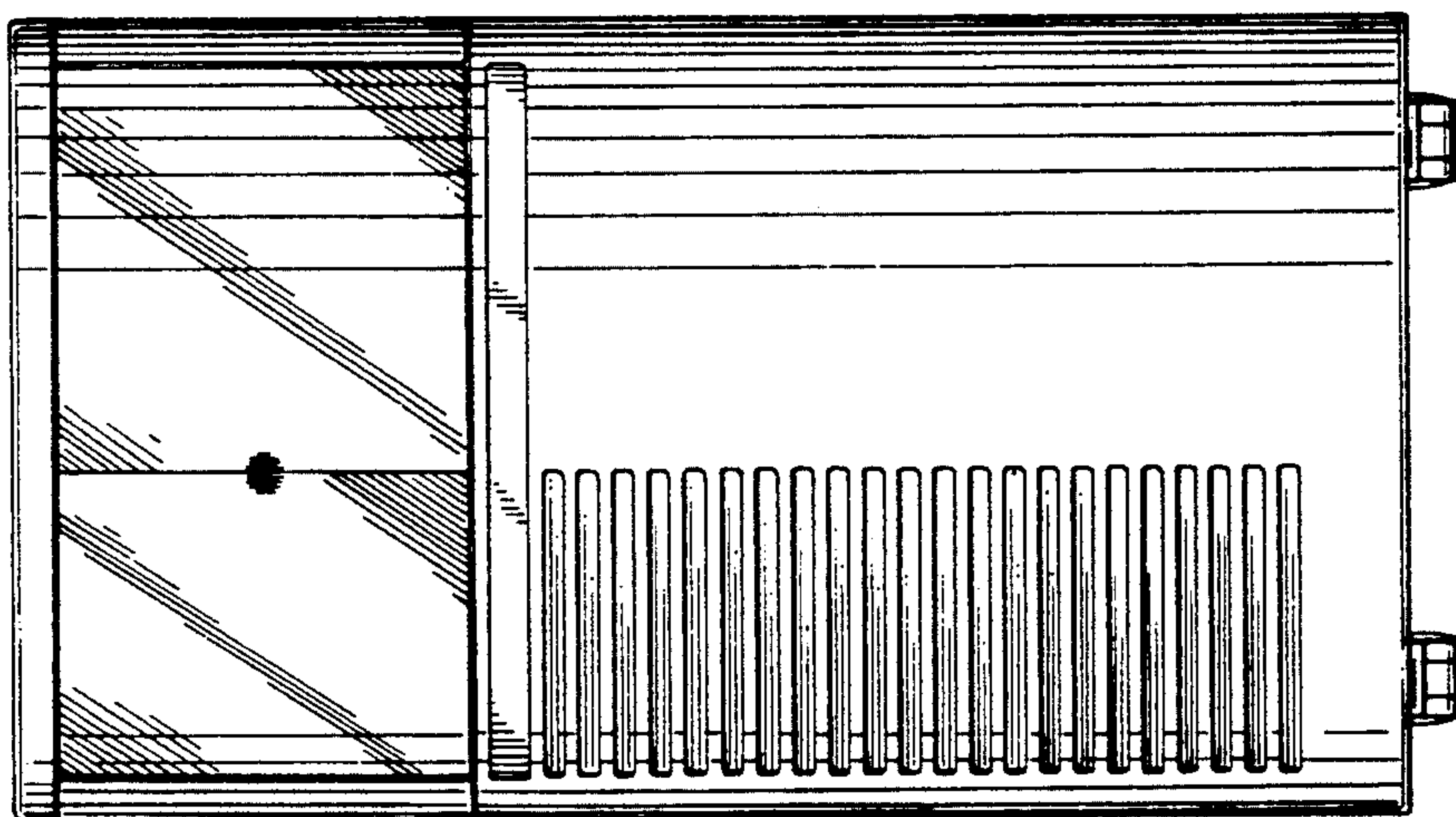


FIG. 2

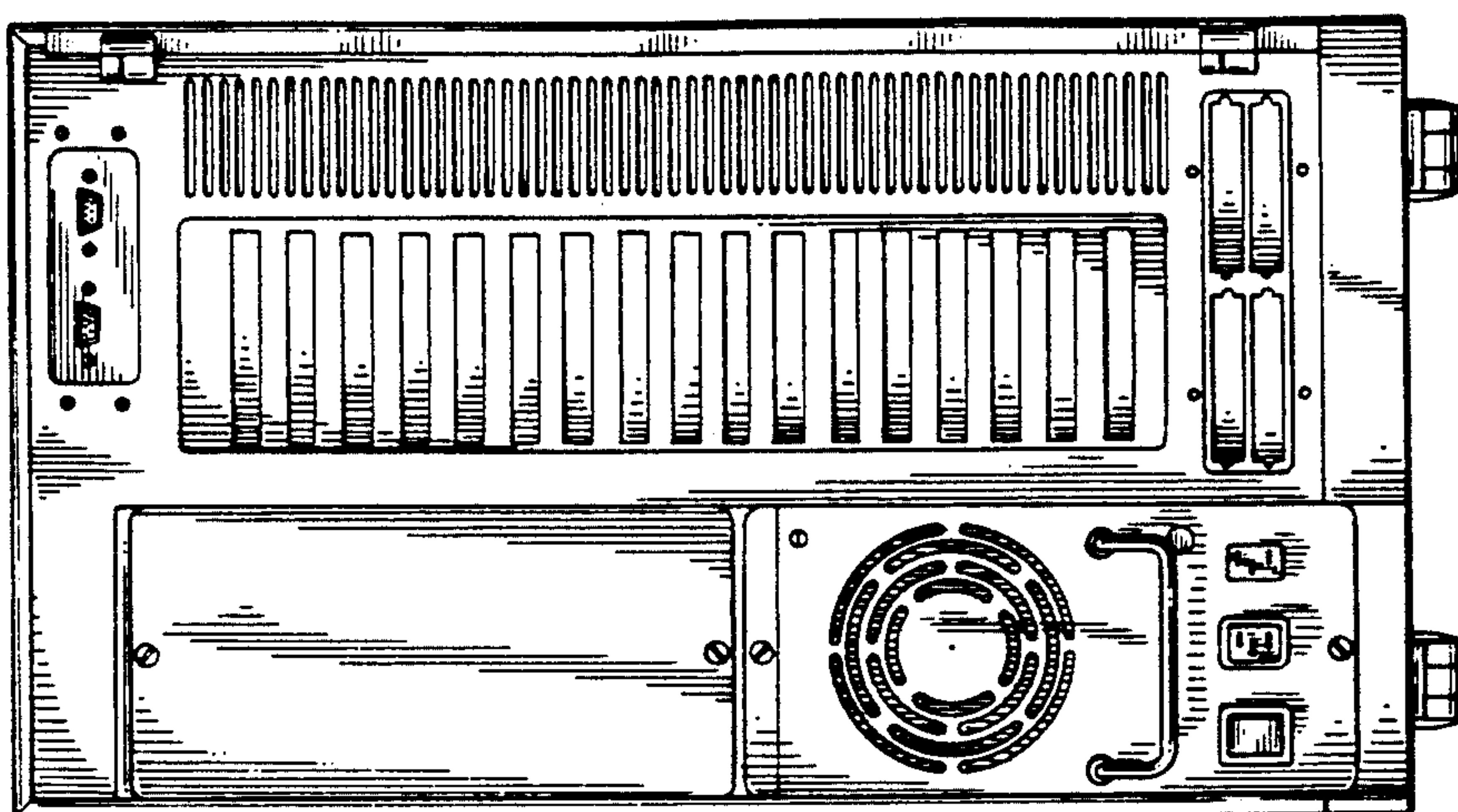



FIG. 3



*FIG. 4*



*FIG. 5*



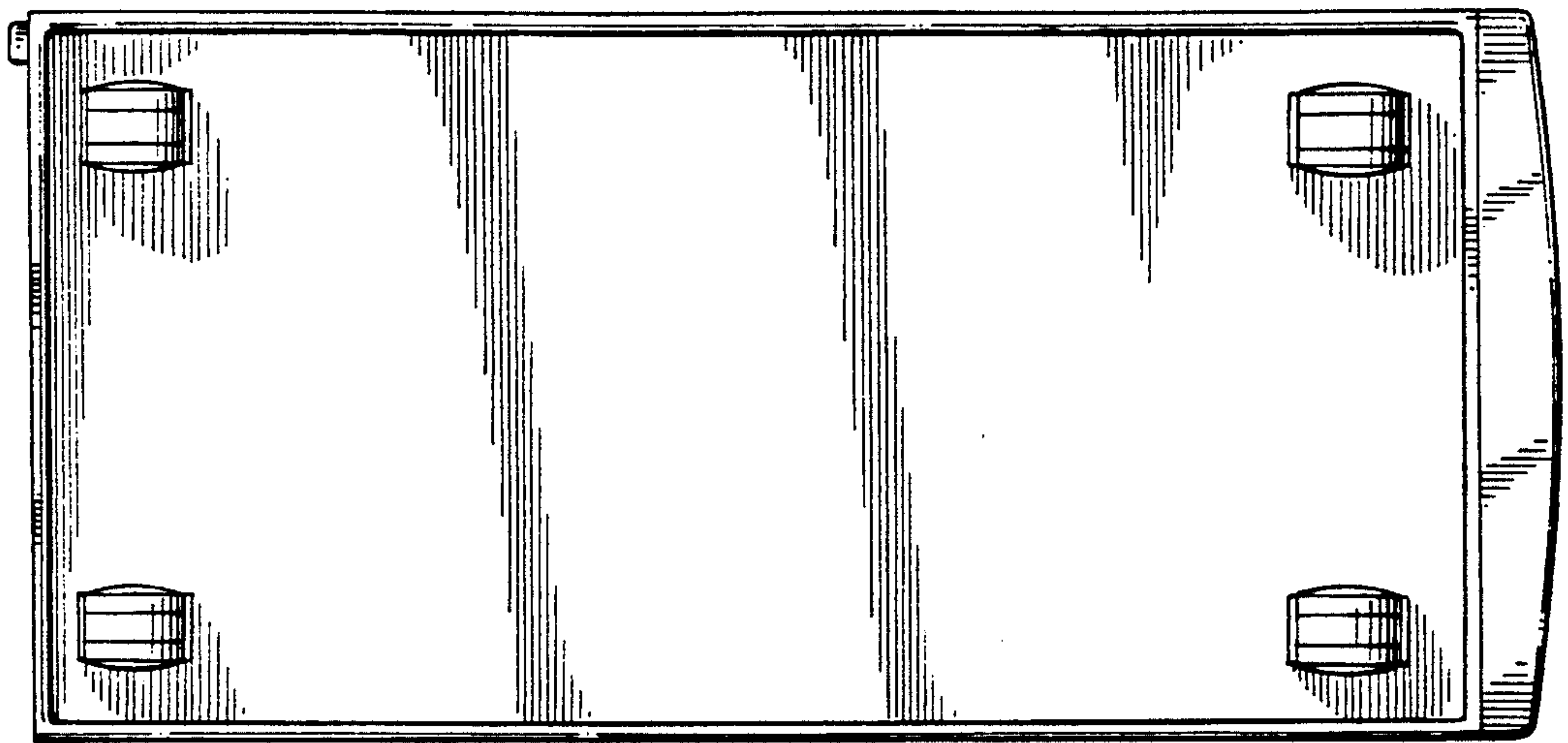


FIG. 6




FIG. 7