



US00D337310S

# United States Patent [19]

Yamaguchi et al.

[11] Patent Number: **Des. 337,310**

[45] Date of Patent: **\*\* Jul. 13, 1993**

[54] **PROTECTIVE COVER FOR AN ELECTRICAL PLUG**

[75] Inventors: **Kimio Yamaguchi; Takeshi Ushiya; Koichi Mizoi; Chuji Shimizu**, all of Tokyo, Japan

[73] Assignee: **Fukuda Densshi Co., Ltd.**, Tokyo, Japan

[\*\*] Term: **14 Years**

[21] Appl. No.: **804,200**

[22] Filed: **Dec. 9, 1991**

[30] **Foreign Application Priority Data**

Jun. 18, 1991 [JP] Japan ..... 3-18087

[52] U.S. Cl. .... **D13/156**

[58] Field of Search ..... D13/156; D24/129, 187; 128/783; 174/138 F; 439/135, 367

[56] **References Cited**

**U.S. PATENT DOCUMENTS**

- D. 163,516 6/1951 Gruver et al. .... D13/156
- D. 231,769 6/1974 Searer et al. .... D13/156

- D. 267,199 12/1982 Koenig ..... D24/129
- D. 296,592 7/1988 Wellenstam ..... D24/129
- D. 331,249 11/1992 Kassouf et al. .... D13/156 X
- 2,670,870 3/1954 Fleischer ..... 174/138 F
- 4,261,630 4/1981 Knappenberger ..... 439/135
- 4,759,756 7/1988 Forman et al. .... D24/129 X

*Primary Examiner*—Wallace R. Burke  
*Assistant Examiner*—Joel Sincavage  
*Attorney, Agent, or Firm*—Sughrue, Mion, Zinn, Macpeak & Seas

[57] **CLAIM**

The ornamental design for a protective cover for an electrical plug, as shown and described.

**DESCRIPTION**

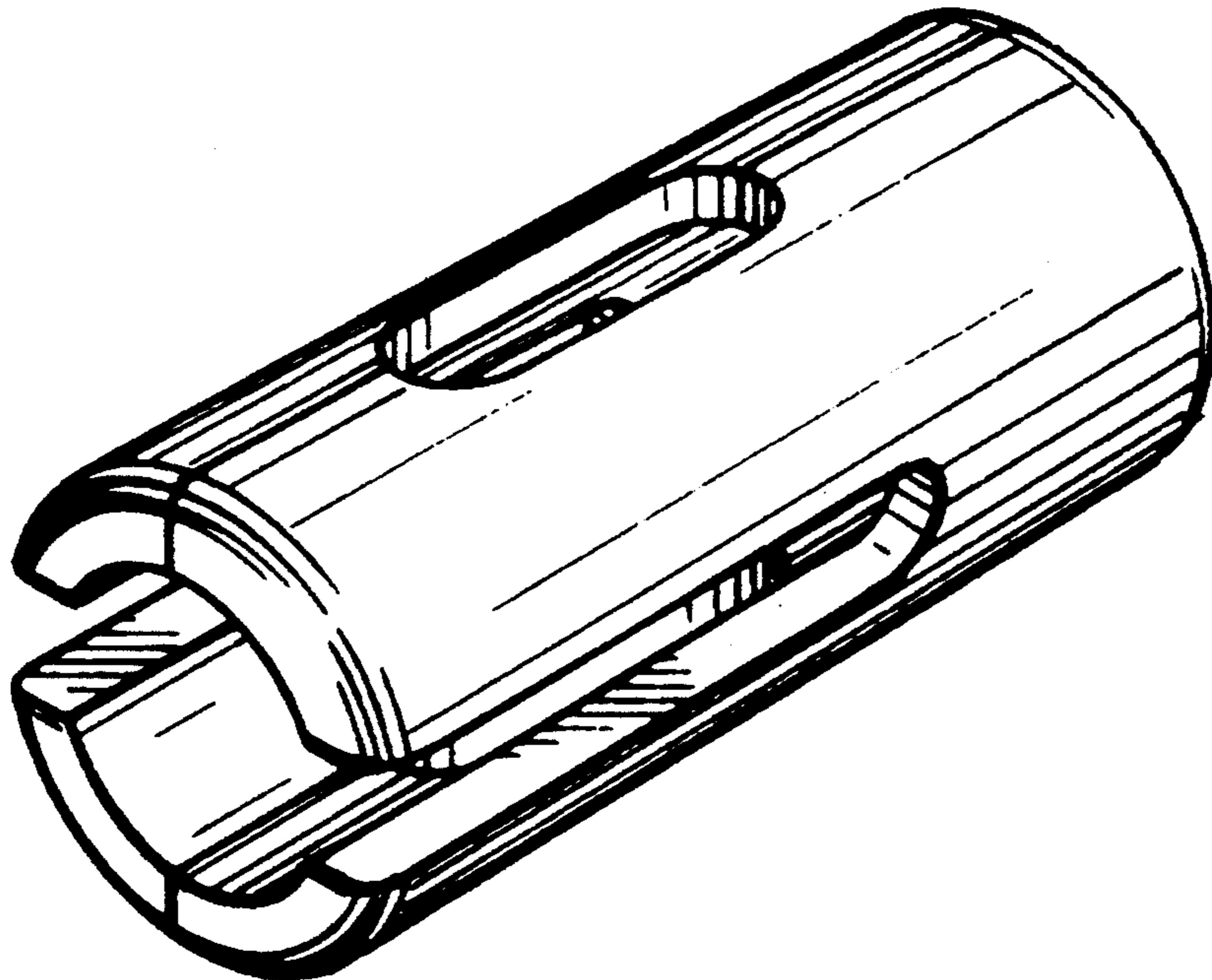
FIG. 1 is a front, top and right side perspective view of a protective cover for an electrical plug showing our new design;

FIG. 2 is a right side elevational view thereof, the opposite side being a mirror image thereof;

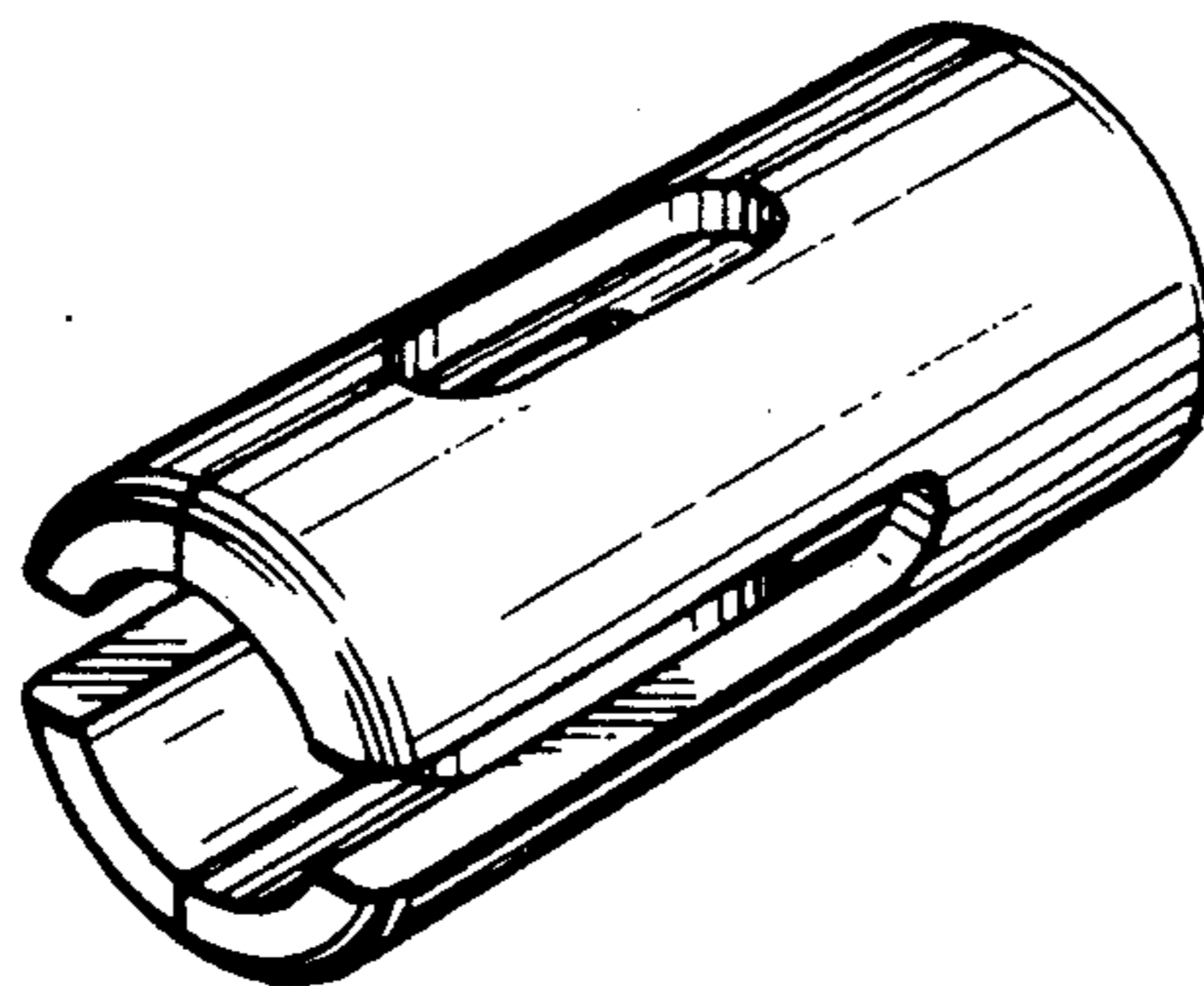
FIG. 3 is a rear elevational view thereof;

FIG. 4 is a top plan view thereof, the bottom being a mirror image thereof; and,

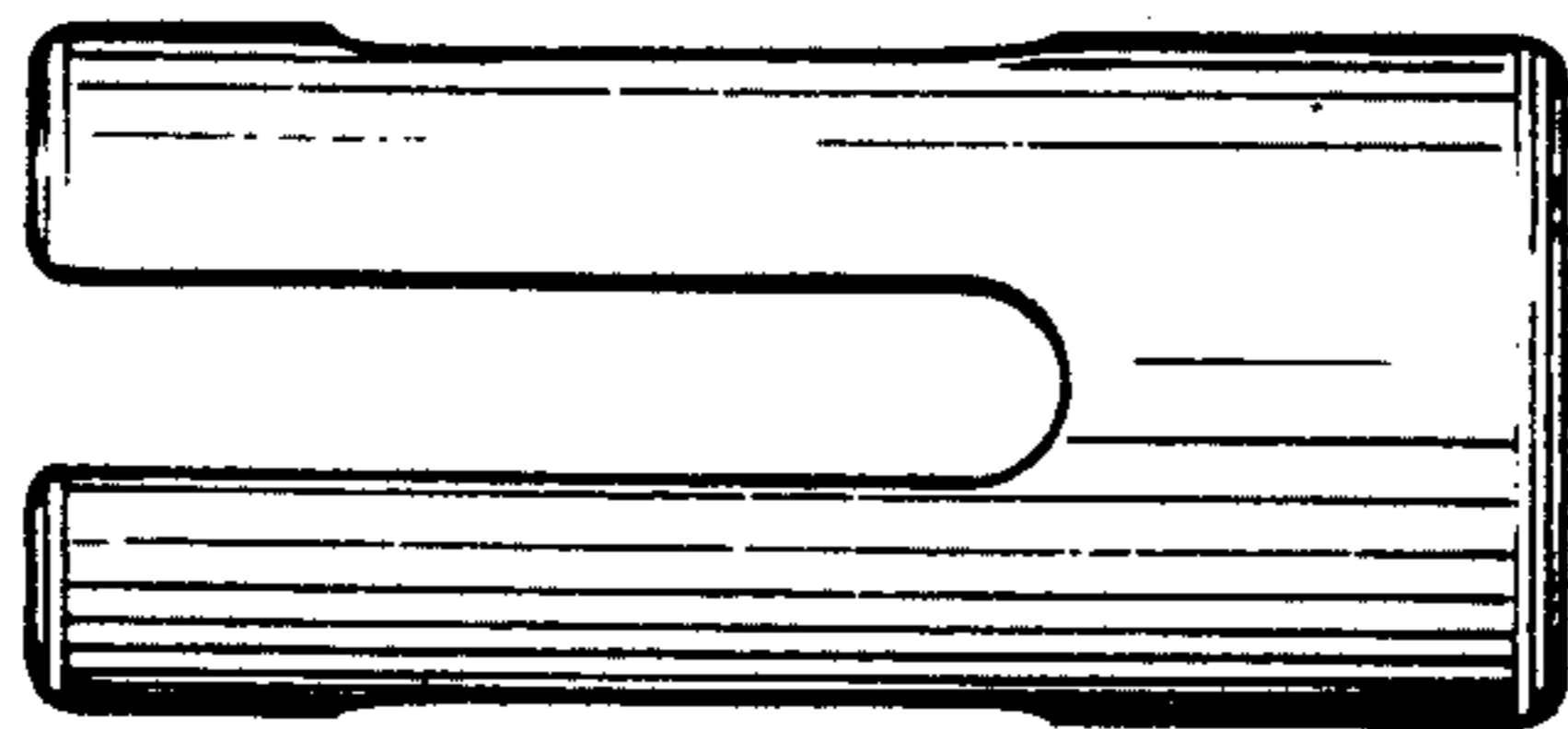
FIG. 5 is a front elevational view thereof.



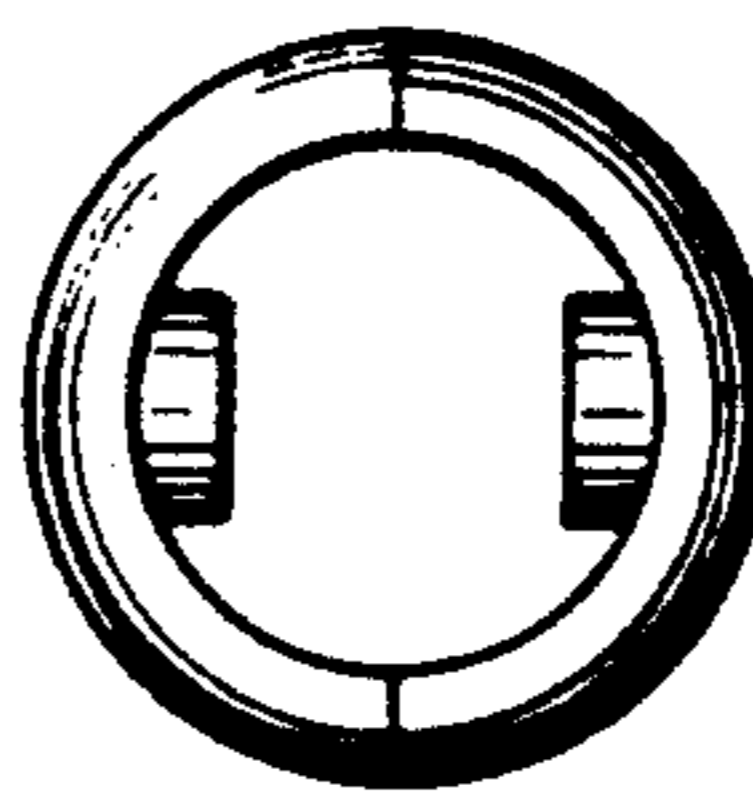
*FIG. 1*



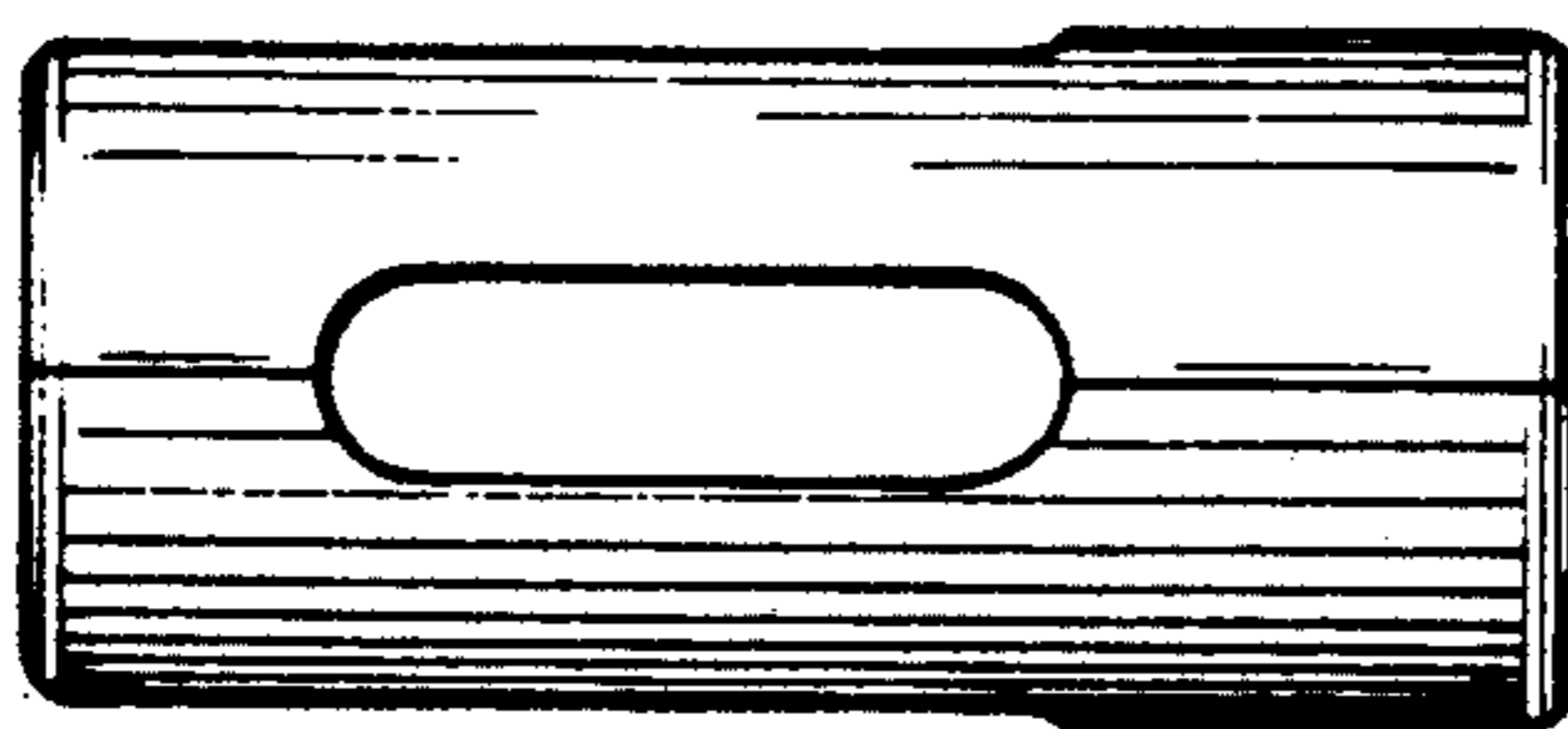
*FIG. 2*



*FIG. 3*



*FIG. 4*



*FIG. 5*

