



US00D337309S

United States Patent [19]
Mally

[11] **Patent Number: Des. 337,309**

[45] **Date of Patent: ** Jul. 13, 1993**

[54] **EXTENSION CORD LOCK**
[76] **Inventor: Fred E. Mally, Rte. 4, Box 447,
Solon, Iowa 52333**
[**] **Term: 14 Years**
[21] **Appl. No.: 677,957**
[22] **Filed: Apr. 1, 1991**
[52] **U.S. Cl. D13/155**
[58] **Field of Search D13/155; 439/369, 370,
439/371**

4,664,463 5/1987 Carmo 439/369
4,773,874 9/1988 Kopeski, Jr. 439/369
4,907,984 3/1990 Keller 439/369

Primary Examiner—Bernard Ansher
Assistant Examiner—P. Hyder
Attorney, Agent, or Firm—Leon Gilden

[57] **CLAIM**

The ornamental design for an extension cord lock, as shown and described.

DESCRIPTION

FIG. 1 is a front elevational view of the extension cord lock showing my new design;
FIG. 2 is a rear elevational view thereof;
FIG. 3 is a left side elevational view thereof;
FIG. 4 is a right side elevational view thereof;
FIG. 5 is a top plan view thereof;
FIG. 6 is a bottom plan view thereof; and,
FIG. 7 is a perspective view thereof.

[56] **References Cited**

U.S. PATENT DOCUMENTS

D. 231,534 4/1974 Carder D13/155
4,097,105 6/1978 Zumwalt 439/369
4,183,603 1/1980 Donarummo 439/369
4,221,449 9/1980 Shugart, Jr. 439/369
4,643,505 2/1987 House et al. 439/369

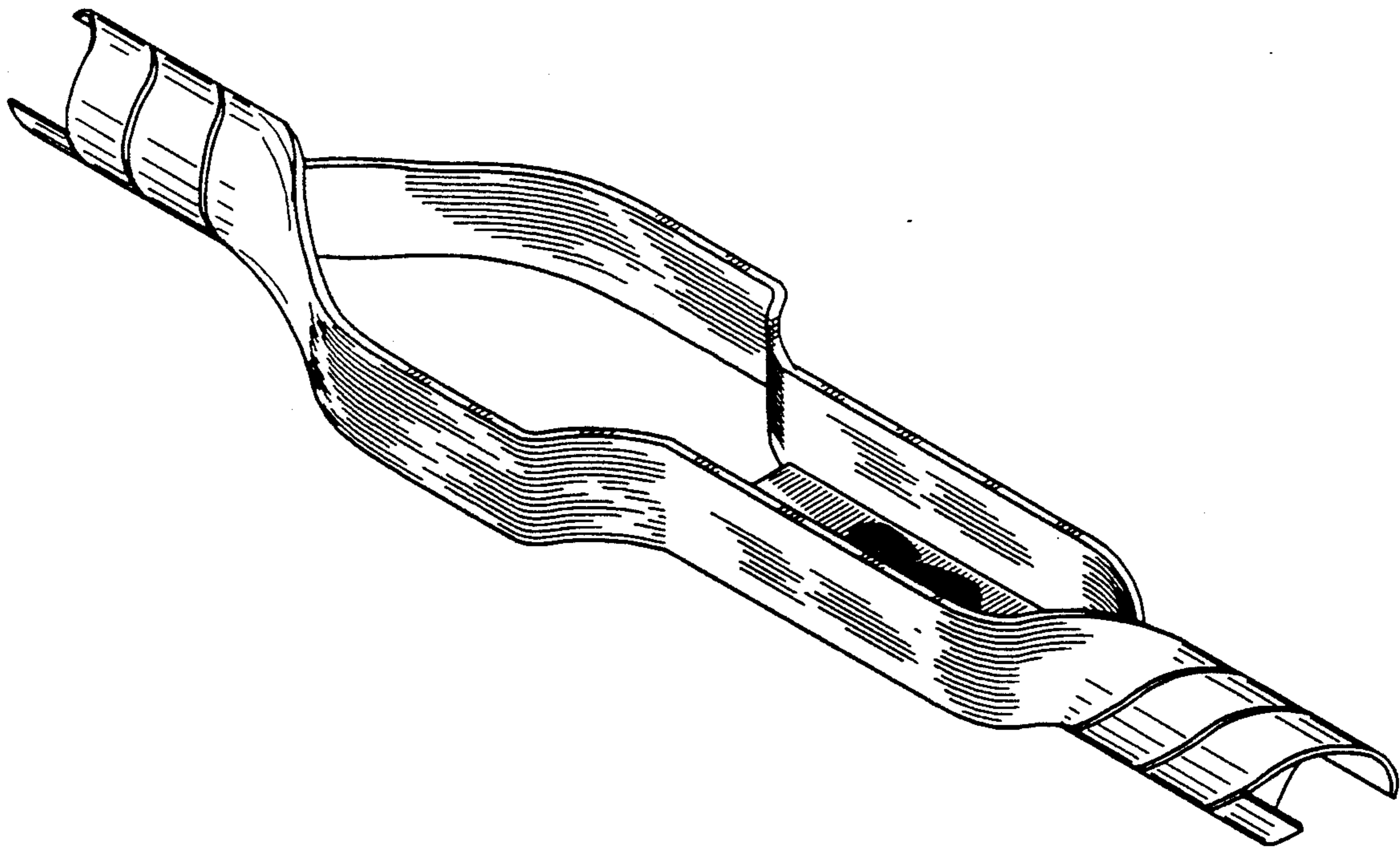


FIG. 1

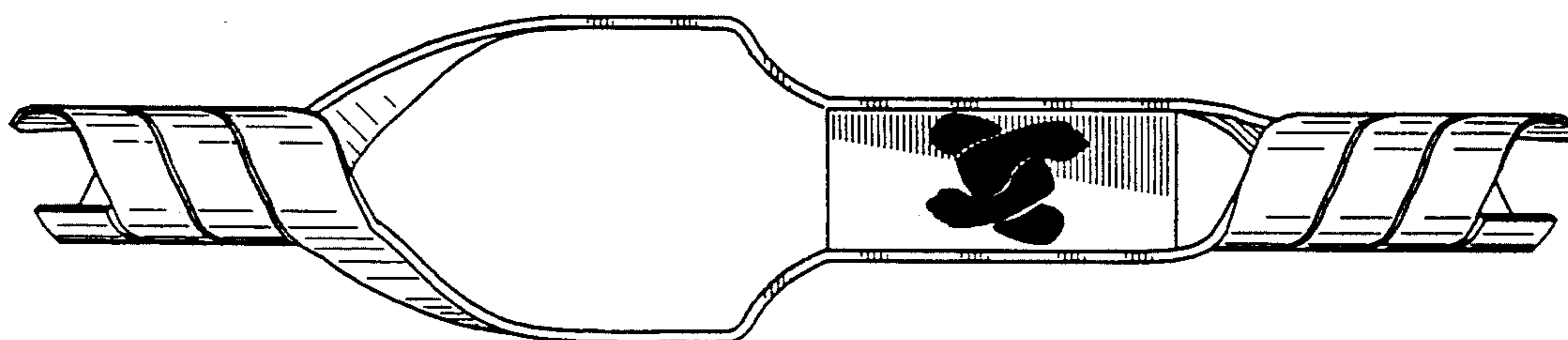


FIG. 2

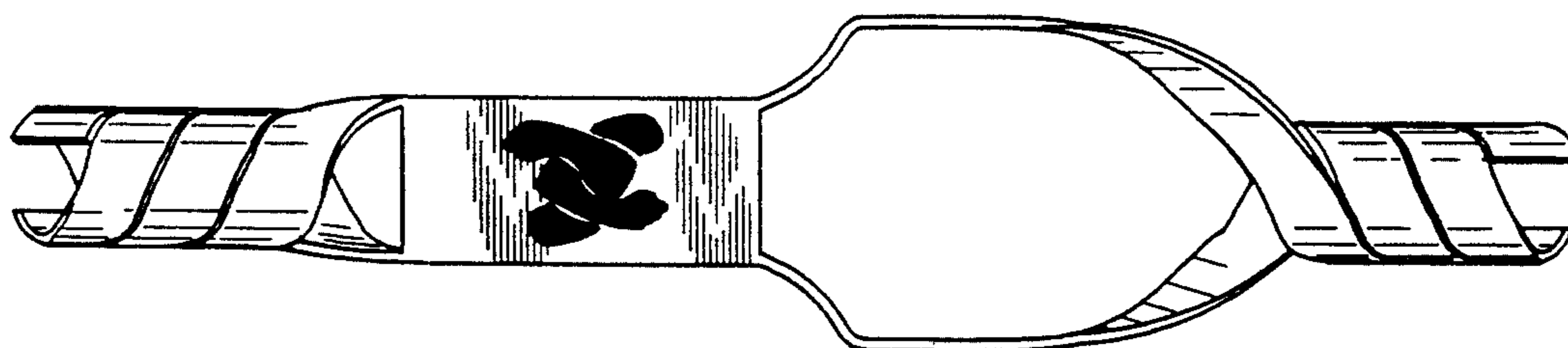


FIG. 3

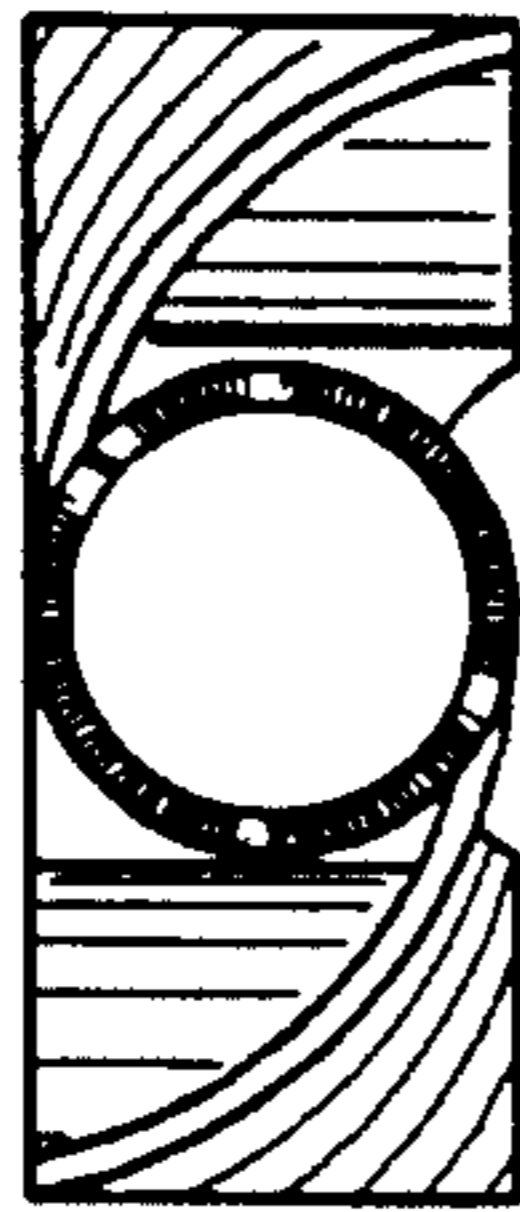


FIG. 4

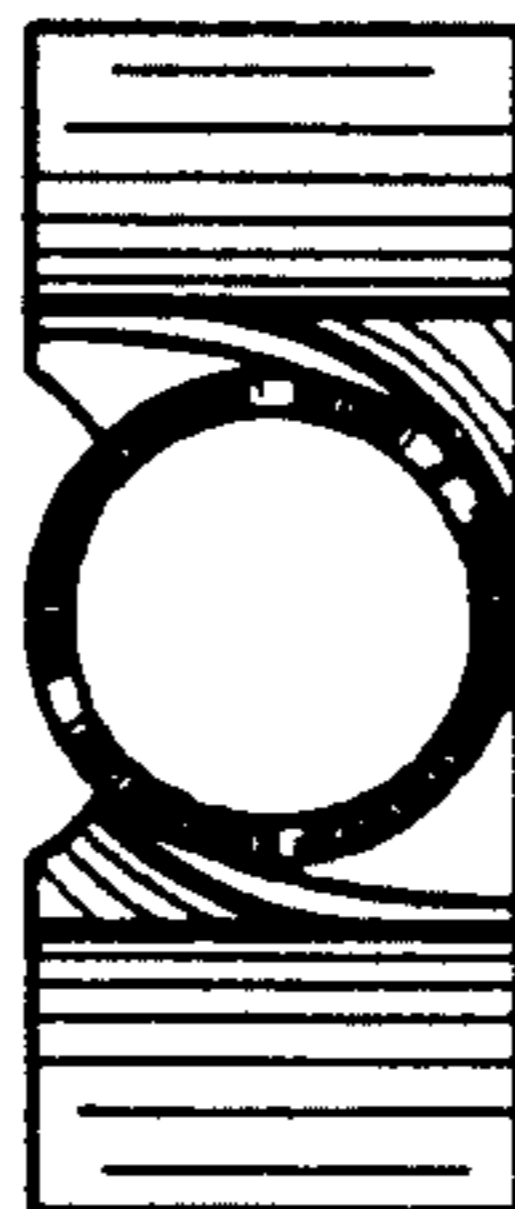


FIG. 5

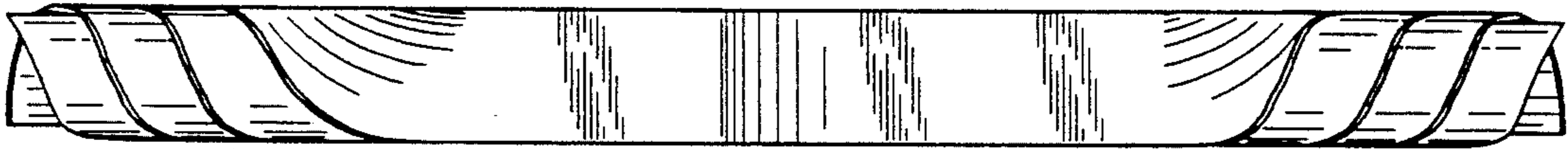


FIG. 6

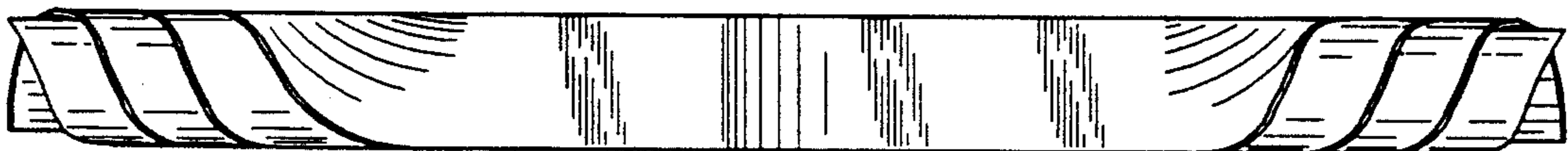


FIG. 7

