



US00D337277S

United States Patent [19]

[11] Patent Number: **Des. 337,277**

Scarinzi et al.

[45] Date of Patent: **** Jul. 13, 1993**

[54] **COMBINED WRIST WATCH AND BAND PORTIONS**

D. 309,113 7/1990 Schoepfer D10/32

[75] Inventors: **Renato Scarinzi; Marco Scarinzi,**
both of Bienne, Switzerland

[73] Assignee: **Tag-Heuer, S.A.,** Bienne,
Switzerland

[**] Term: **14 Years**

[21] Appl. No.: **446,578**

[22] Filed: **Dec. 5, 1989**

[30] **Foreign Application Priority Data**

Jun. 6, 1989 [WO] World Int. Prop. O. DM/013745

[52] U.S. Cl. **D10/39; D10/30**

[58] Field of Search **D10/1-40,**
D10/122-132; 368/276-277, 280-282, 285

[56] **References Cited**

U.S. PATENT DOCUMENTS

D. 195,421	6/1963	Huguenin	D10/39
D. 221,289	7/1971	Van Haften	D10/39
D. 264,945	6/1982	Pennell	D10/32
D. 297,817	9/1988	Guan	D10/30
D. 300,807	4/1989	Schneider	D10/39

OTHER PUBLICATIONS

Wash. Post./Potomac-Dec. 10, 1972, p. 41-watches w/bands.

Hong Kong Enterprise-Jul. 1988 p. 403-watches at top.
Best Catalog-Aug. 1986 p. 94-watch #4 near center.

Primary Examiner—Nelson C. Holtje
Attorney, Agent, or Firm—Baker & McKenzie

[57] **CLAIM**

The ornamental design for combined wrist watch and band portions.

DESCRIPTION

FIG. 1 is a front elevational view of a combined wrist watch and band portions embodying our new design; FIG. 2 is a right side elevational view thereof; FIG. 3 is a left side elevational view thereof; FIG. 4 is a rear elevational view thereof; FIG. 5 is a front elevational view of an alternative embodiment of a combined wrist watch and band portions of our new design; FIG. 6 is a right side elevational view thereof; FIG. 7 is a left side elevational view thereof; and, FIG. 8 is a rear side elevational view thereof.




Fig 1




Fig 2


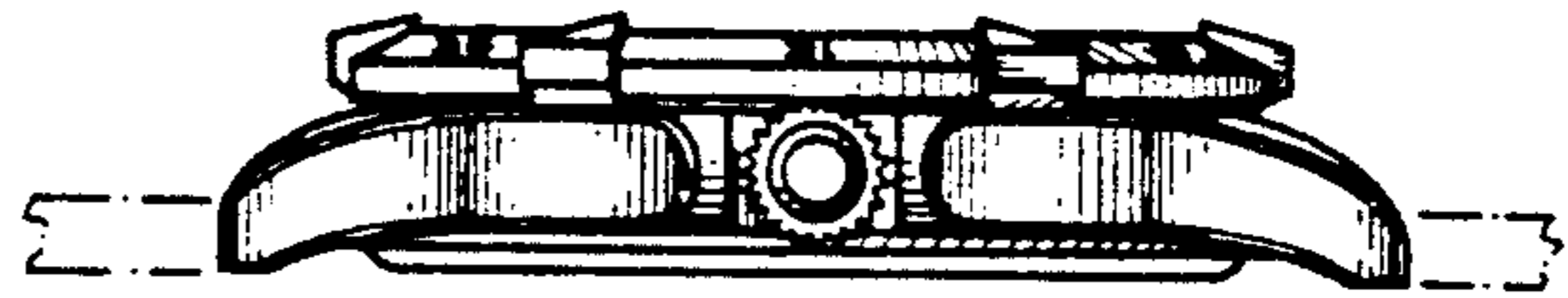


Fig 3

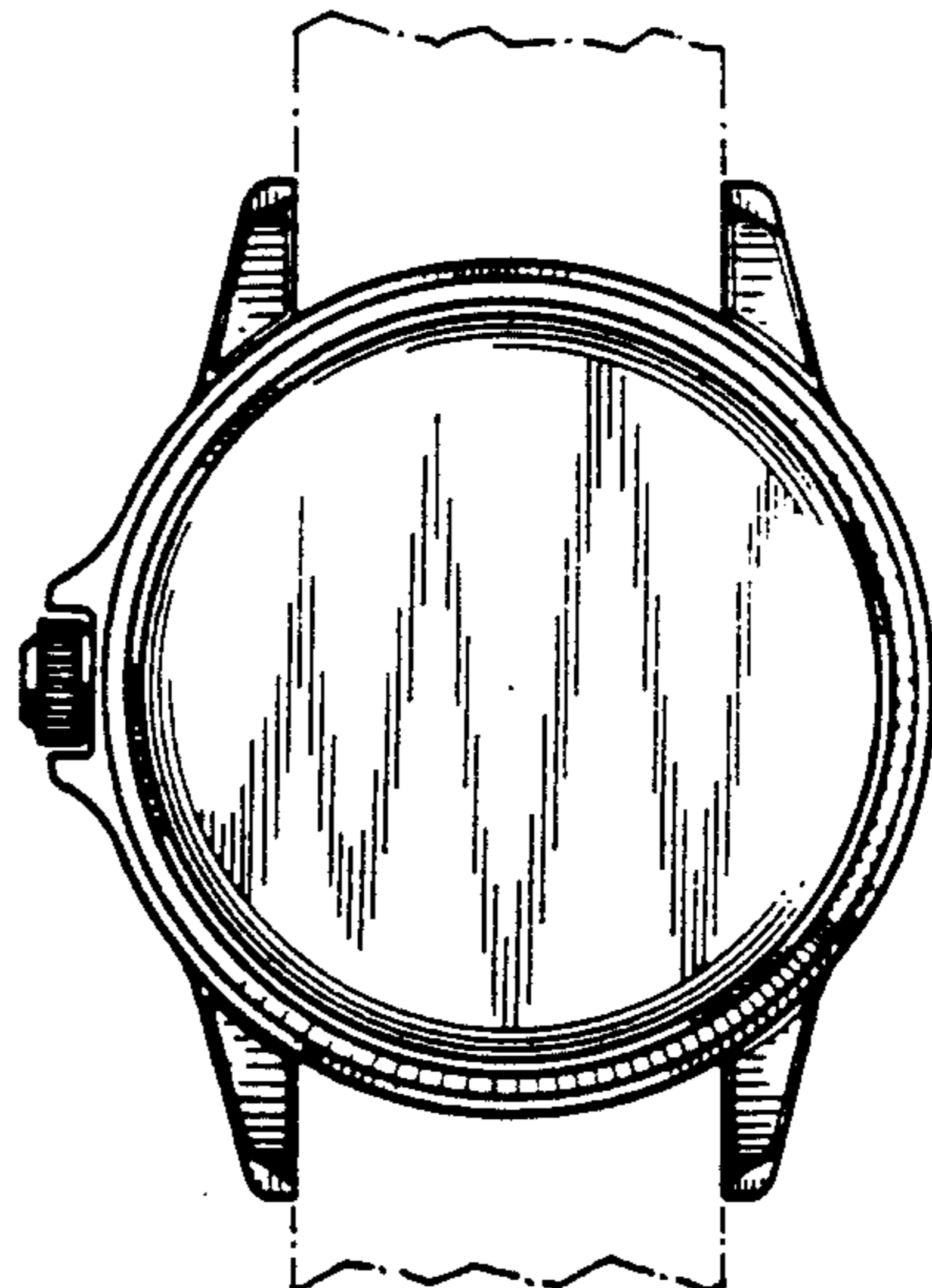


Fig 4

Fig 5




Fig 6




Fig 7




Fig 8