



US00D337273S

**United States Patent** [19]  
**Thatcher**

[11] **Patent Number: Des. 337,273**  
[45] **Date of Patent: \*\* Jul. 13, 1993**

[54] **COMBINED WATER BOTTLE AND CAP**  
[75] **Inventor: G. Bryce Thatcher, Rexburg, Id.**  
[73] **Assignee: Ultimate Direction, Inc., Rexburg, Id.**  
[\*\*] **Term: 14 Years**  
[21] **Appl. No.: 624,242**  
[22] **Filed: Dec. 7, 1990**  
[52] **U.S. Cl. .... D9/539; D9/547; D9/556; D9/557**  
[58] **Field of Search ..... D9/537, 538, 539, 547, D9/556, 557, 500, 502, 503, 447, 449; 215/1 R, 1 C; D7/511; 222/211, 212, 213, 215**

D. 272,139 1/1984 Boughton ..... D7/511 X  
D. 304,014 10/1989 O'Connell ..... D9/547 X

**OTHER PUBLICATIONS**

Modern Packaging Encyclopedia, 1968, p. 291, dispensing cap, fifth from top.

*Primary Examiner*—Bernard Ansher  
*Assistant Examiner*—Lucy Lieberman  
*Attorney, Agent, or Firm*—Hopkins, French, Crockett, Springer & Hoopes

[56] **References Cited**

**U.S. PATENT DOCUMENTS**

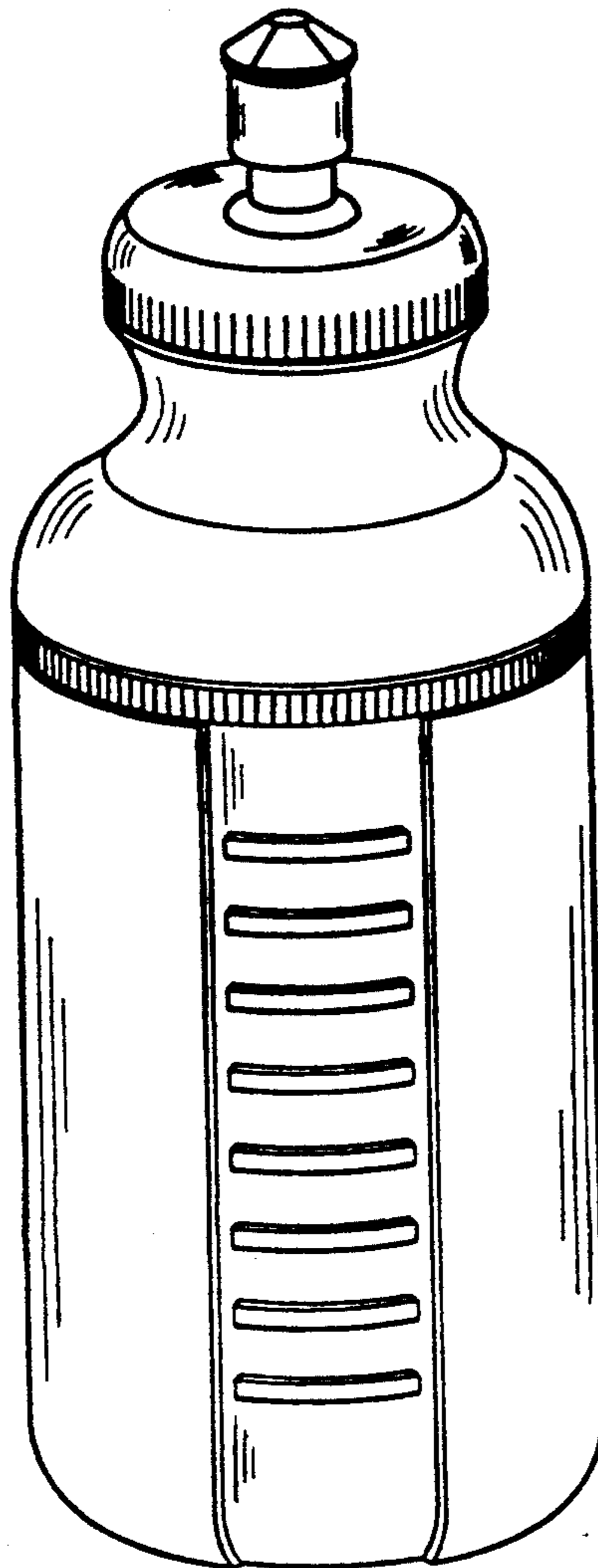
D. 241,714 10/1976 Plummer ..... D9/500  
D. 243,229 2/1977 McDonald ..... D9/500  
D. 246,028 10/1977 McNab ..... D9/500

[57] **CLAIM**

The ornamental design for a combined water bottle and cap, as shown and described.

**DESCRIPTION**

FIG. 1 is a front elevation view showing my new design, the rear elevation view being a mirror image;  
FIG. 2 is a bottom view thereof;  
FIG. 3 is a top view thereof; and,  
FIG. 4 is a front perspective view thereof.



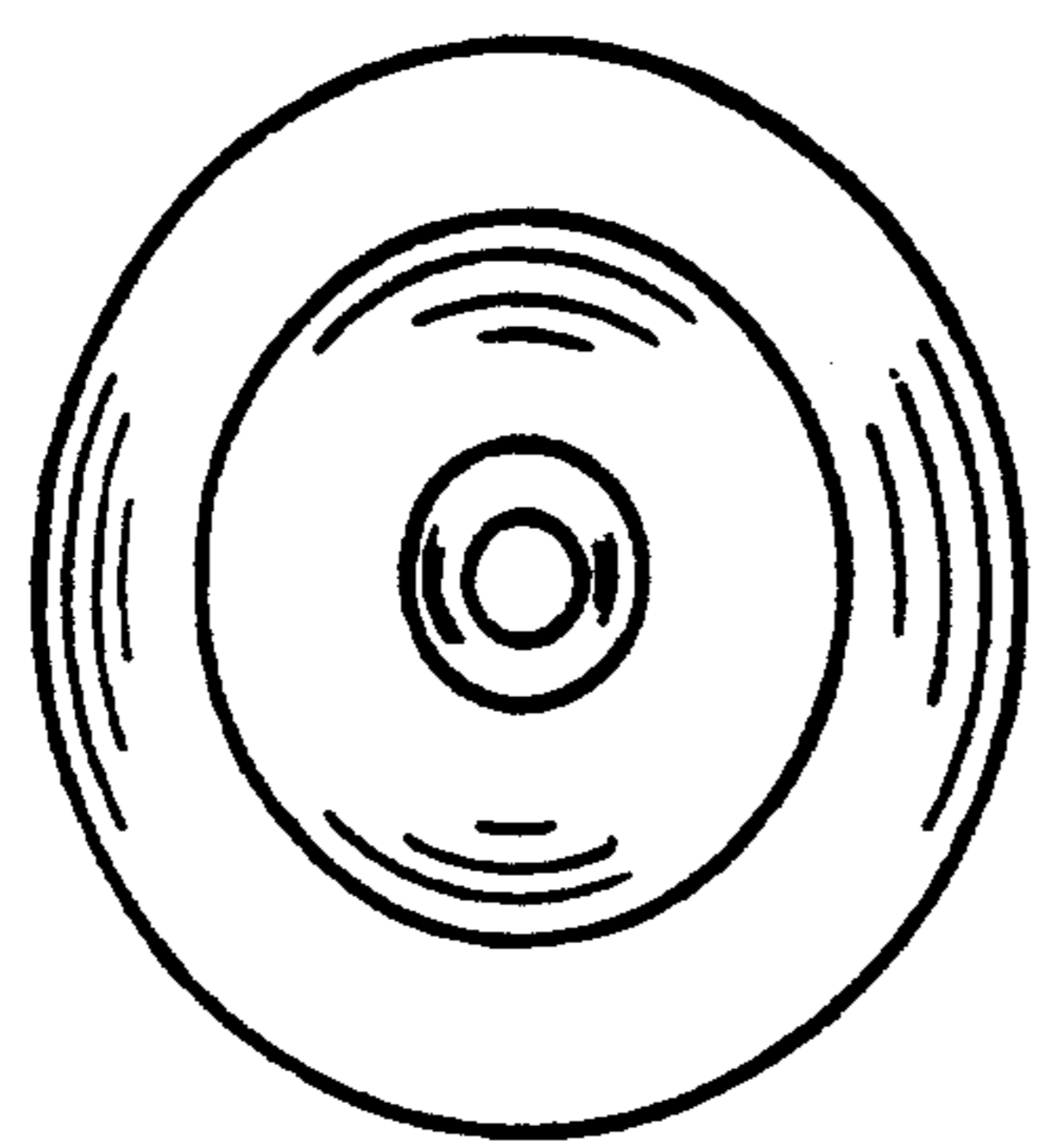


FIG 3




FIG 1

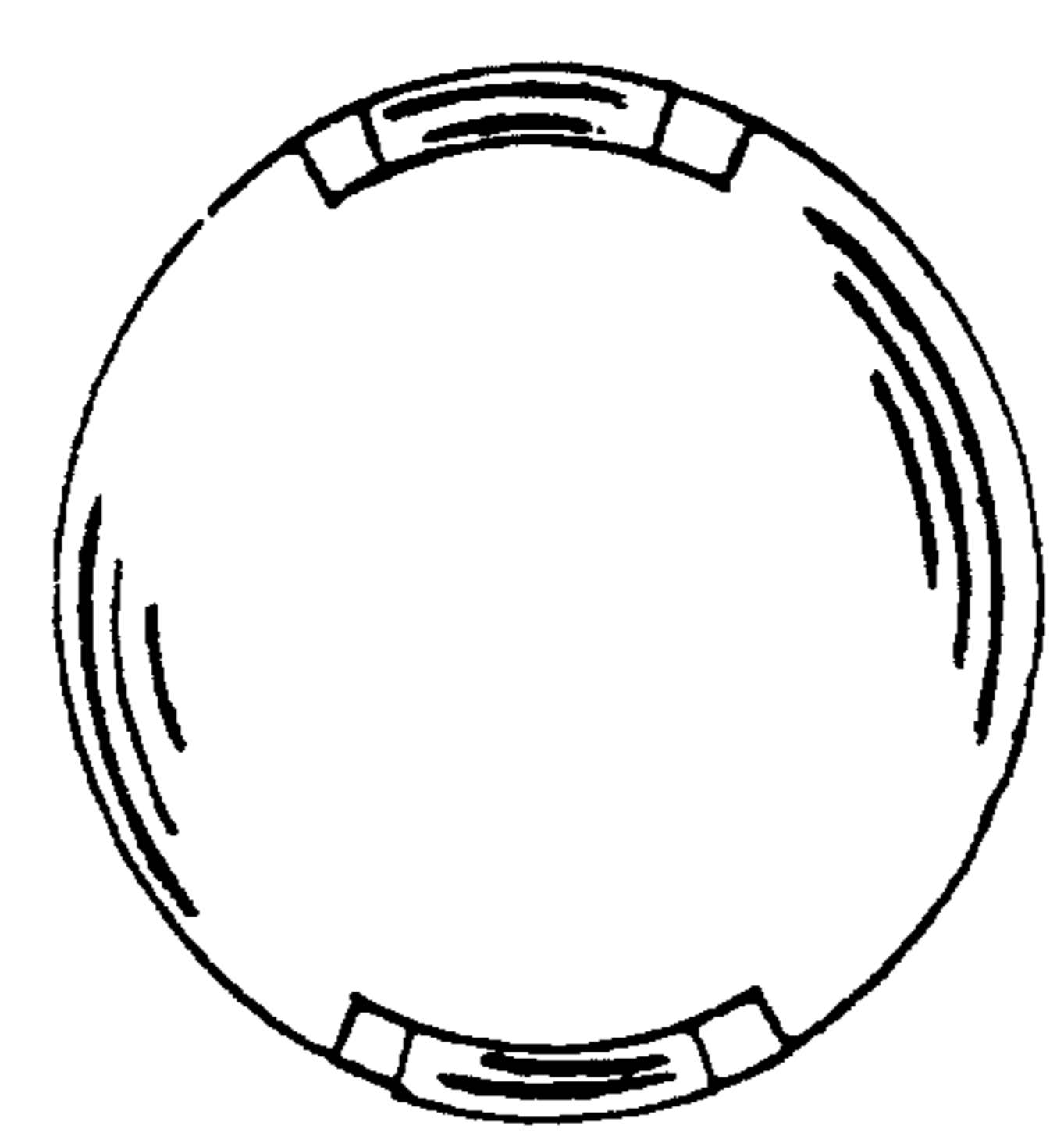


FIG 2

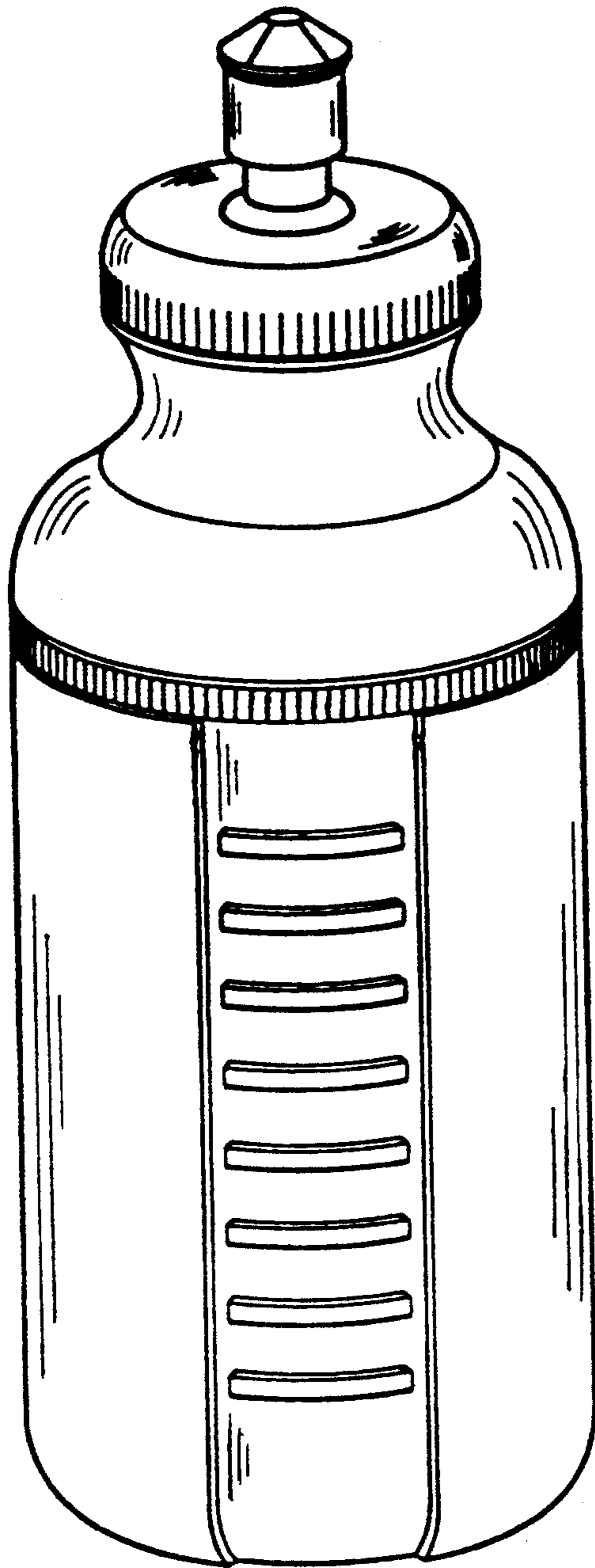


FIG. 4