



US00D337269S

United States Patent [19]

Grieco

[11] Patent Number: **Des. 337,269**

[45] Date of Patent: **** Jul. 13, 1993**

[54] **TIE PACKAGE**

[76] Inventor: **Michael Grieco, 26 Spring St., Hawthorne, N.Y. 10532**

[**] Term: **14 Years**

[21] Appl. No.: **683,373**

[22] Filed: **Apr. 9, 1991**

[52] U.S. Cl. **D9/418; D9/432**

[58] Field of Search **D9/418, 432, 337, 341, D9/319, 346, 414, 456; 206/45.34, 45.33, 278, 278.1, 299; 220/377, 299; 229/162, 23 BT**

[56] **References Cited**

U.S. PATENT DOCUMENTS

D. 84,997	9/1931	Miller	D9/432
D. 98,468	2/1936	Wandel	D9/418 X
D. 174,497	4/1955	Gindi et al.	D9/418 X
D. 183,013	6/1958	Nemeroff	D9/337
D. 183,095	6/1958	Hesse	D9/418 X
D. 239,597	4/1976	Chesner	D9/337
1,189,322	7/1916	Way	206/45.3 X

4,011,947	3/1977	Sawyer	206/45.34 X
4,323,187	4/1982	Gillie	229/23 BT X
4,452,367	6/1984	Wein	229/125.19 X

OTHER PUBLICATIONS

Package Cat. 1983 p. 223, item shown by arrow.
Packaging Catalog 1940, p. 44, shown by arrow.
Package Cat. 1983 p. 222, item 742.

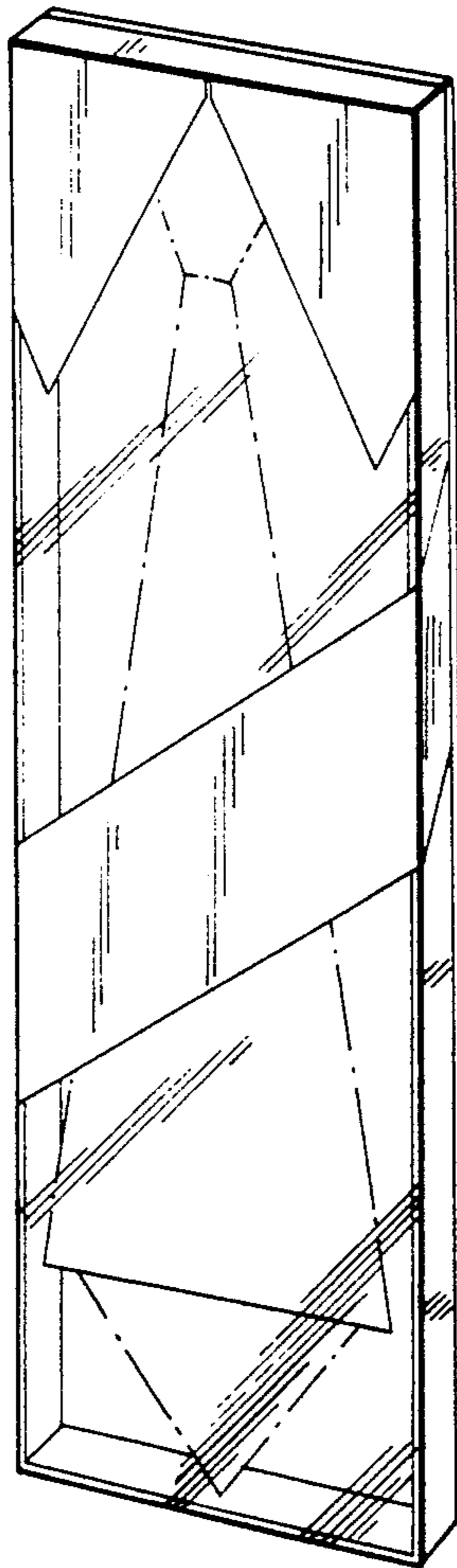
Primary Examiner—Bernard Ansher
Assistant Examiner—Prabhakar Deshmukh

[57] **CLAIM**

The ornamental design for a tie package, as shown and described.

DESCRIPTION

FIG. 1 is a top perspective view of a tie package showing my new design; and, FIG. 2 is a bottom perspective view thereof. The characteristic feature of the design resides in a front top of the package as shown. The broken lines are for illustrative purposes only and forms no part of the claimed design.



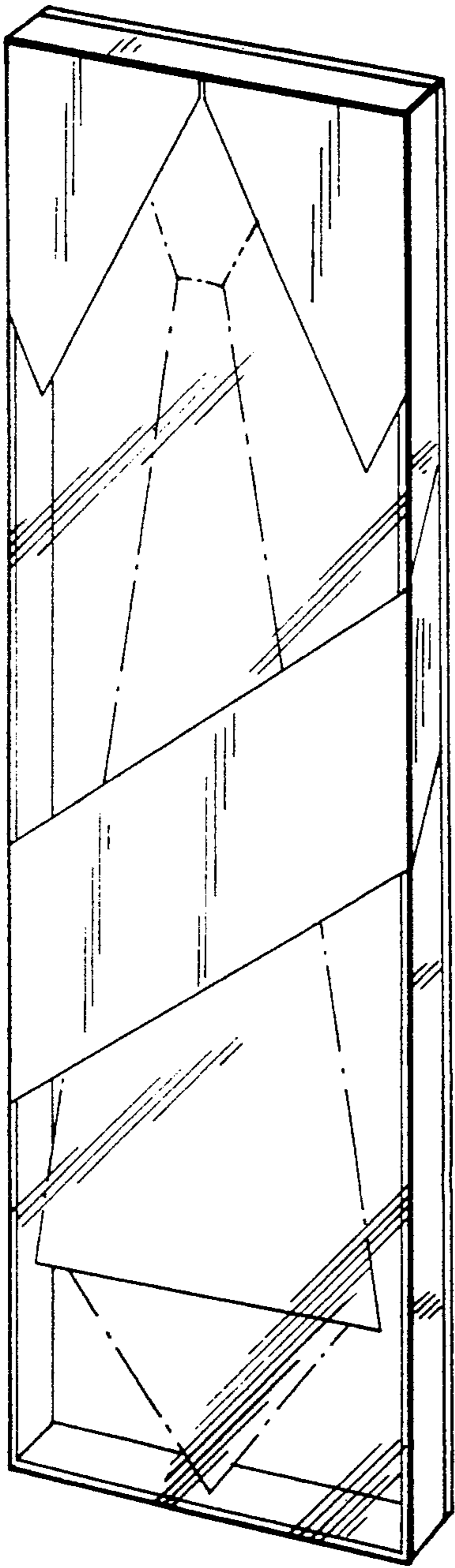


FIG. 1




FIG. 2