



US00D337268S

United States Patent [19]

[11] Patent Number: **Des. 337,268**

Detert et al.

[45] Date of Patent: **** Jul. 13, 1993**

[54] **FOOD PACKAGE**

[75] Inventors: **Kenneth M. Detert, Madison, Wis.;**
Theodore J. Hasler, Chicago, Ill.

[73] Assignee: **Oscar Mayer Foods Corporation,**
Madison, Wis.

[*] Notice: The portion of the term of this patent subsequent to May 25, 2007 has been disclaimed.

[**] Term: **14 Years**

[21] Appl. No.: **625,527**

[22] Filed: **Dec. 11, 1990**

[52] U.S. Cl. **D9/418; D9/425;**
D9/341; D9/345

[58] Field of Search **D9/418, 415, 425, 337,**
D9/416, 424, 431; D7/553, 554, 550, 602;
206/45.31, 45.34, 216, 541, 469, 562, 563;
229/162, 903, DIG. 13; 220/501, 4 R, 4 C, 4 D,
521, DIG. 10; 426/106-123

[56] **References Cited**

U.S. PATENT DOCUMENTS

D. 232,612	9/1974	Christian et al.	D9/425 X
D. 243,914	4/1977	Marubashi et al.	D9/425 X
D. 263,796	4/1982	Fireman	D9/418
D. 265,551	7/1982	Colby et al. .	
D. 282,821	3/1986	Noyes .	
D. 305,204	12/1989	Reifein et al. .	
D. 305,205	12/1989	Grindrod et al. .	
D. 318,207	7/1991	Anderson	D7/553 X
2,106,276	1/1938	Heineman .	
2,291,673	11/1960	Ryan .	
3,079,913	3/1963	Nelson	426/114 X
3,334,734	8/1967	Meyers .	
3,339,724	9/1967	Hickin .	
3,487,915	1/1970	Scott .	
3,759,720	9/1973	Young	426/114

3,784,000	1/1974	Brown .	
4,013,798	3/1977	Goltos .	
4,097,611	6/1978	Seiferth et al. .	
4,114,760	9/1978	Entermann	206/562
4,487,311	12/1984	Lavery .	
4,903,842	2/1990	Tokuda et al.	206/469 X
5,042,652	5/1991	Grindrod	206/45.34

OTHER PUBLICATIONS

Restaurant Eqpt. Dealer, Jun. 1967, p. 2, trays as shown.

Rubbermaid Food Service, cat Apr. 1980, p. 9, pans as shown.

American Permanent Ware, cat No. 15-1, Jan. 1972, front page as shown.

Primary Examiner—Bernard Ansher

Assistant Examiner—Prabhakar Deshmukh

Attorney, Agent, or Firm—Joseph T. Harcarik

[57] **CLAIM**

The ornamental design for a food package, as shown and described.

DESCRIPTION

FIG. 1 is a top plan view of a food package showing our new design;

FIG. 2 is a front elevational view thereof; the rear elevational view being a mirror image thereof;

FIG. 3 is a right side elevational view thereof;

FIG. 4 is a left side elevational view thereof;

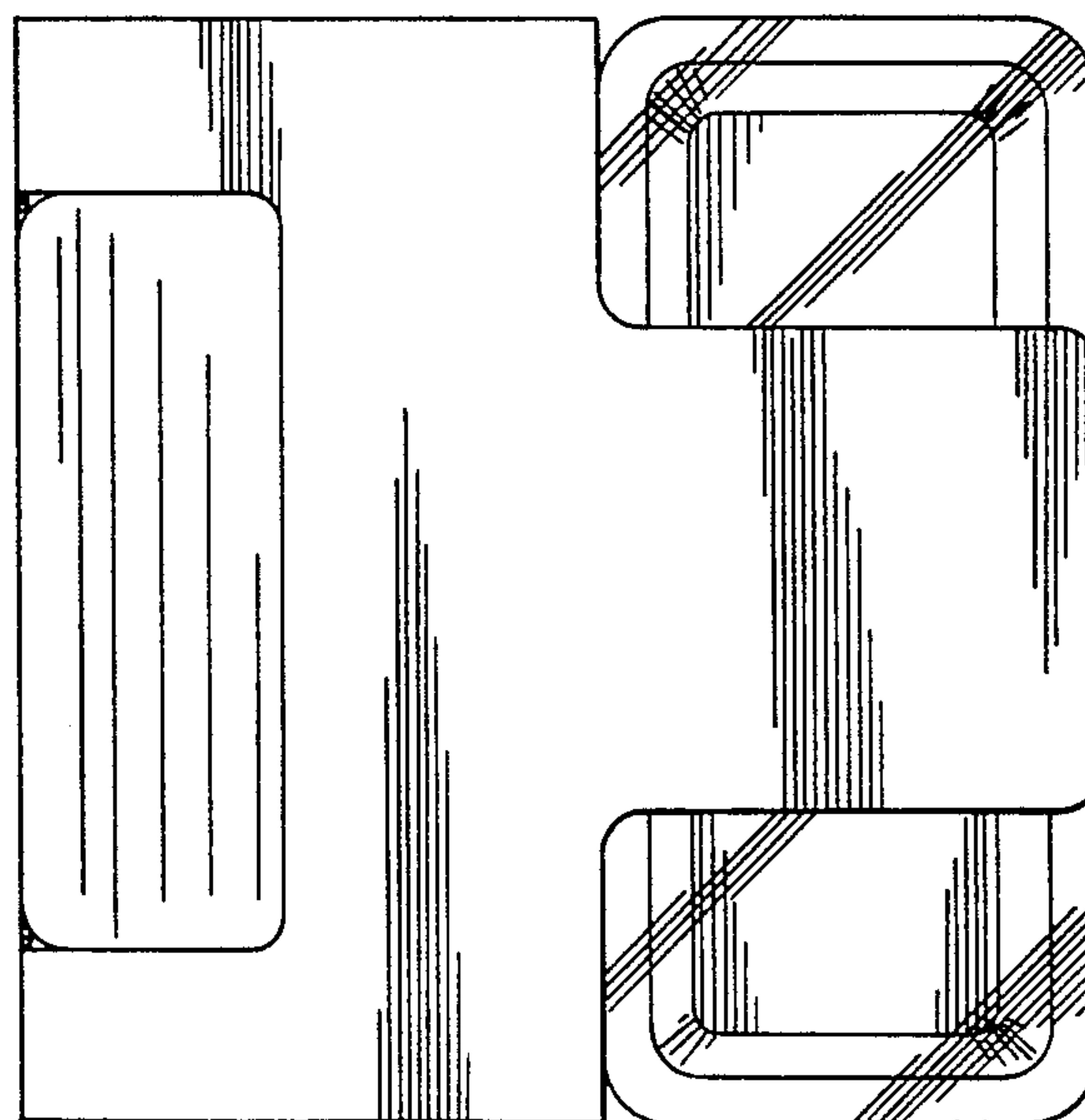
FIG. 5 is a bottom plan view thereof;

FIG. 6 is a top plan view thereof; in unfolded position;

FIG. 7 is a front elevational view of a tray in the package, shown separately for clarity of illustration; the top plan view being as shown in FIG. 6; the rear elevational view being identical to FIG. 7;

FIG. 8 is a right side elevational view of FIG. 7; the left side elevational being identical to FIG. 8; and,

FIG. 9 is a bottom plan view of FIG. 7.



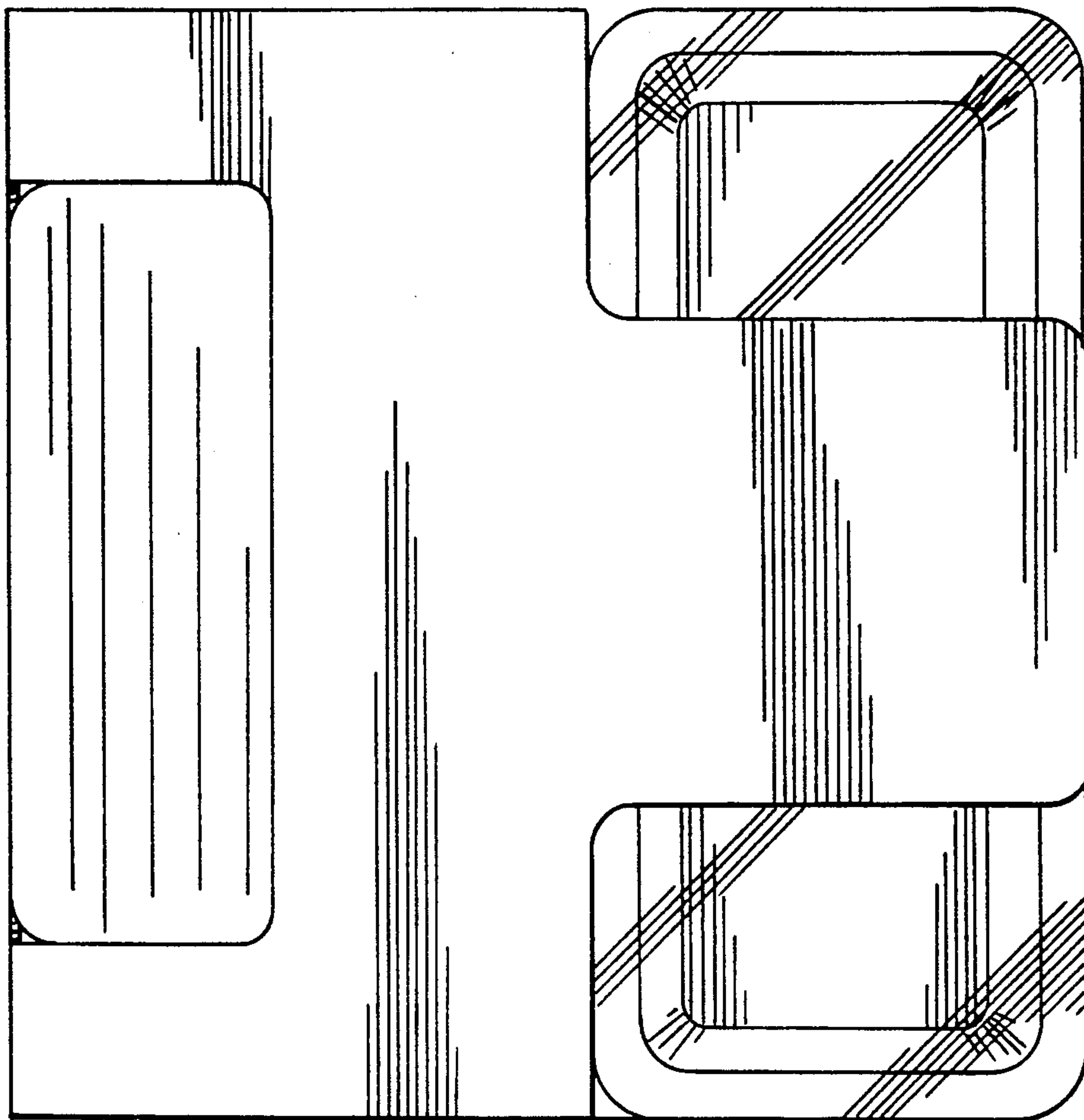


Fig. 1

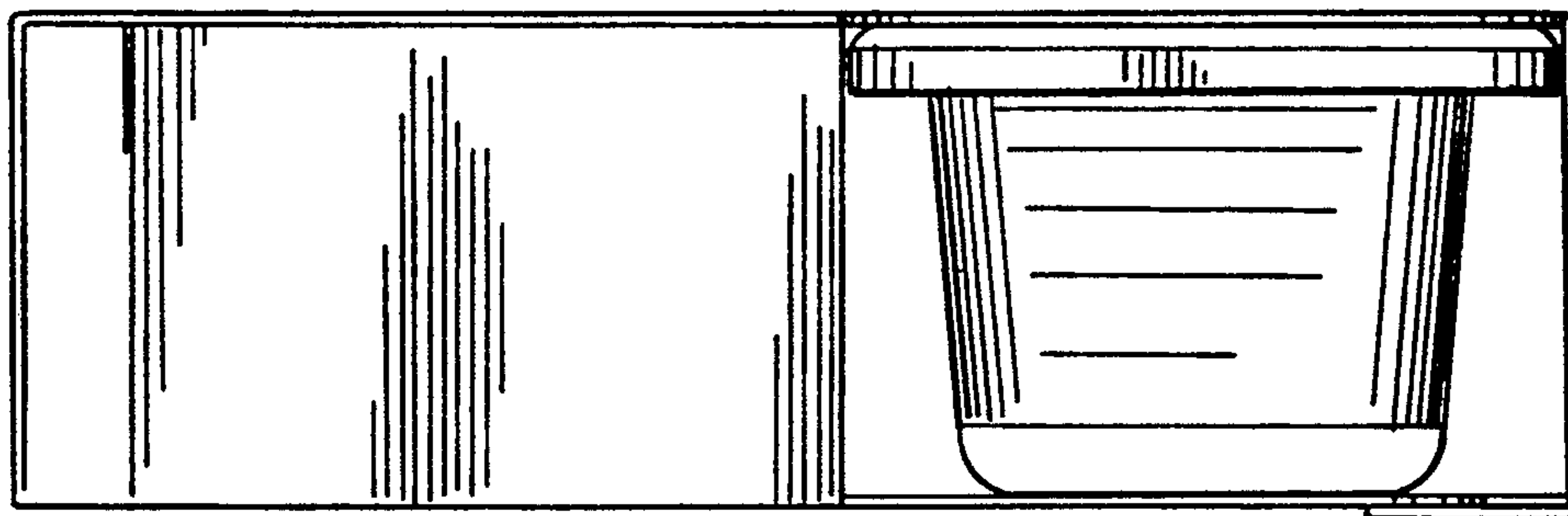


Fig. 2

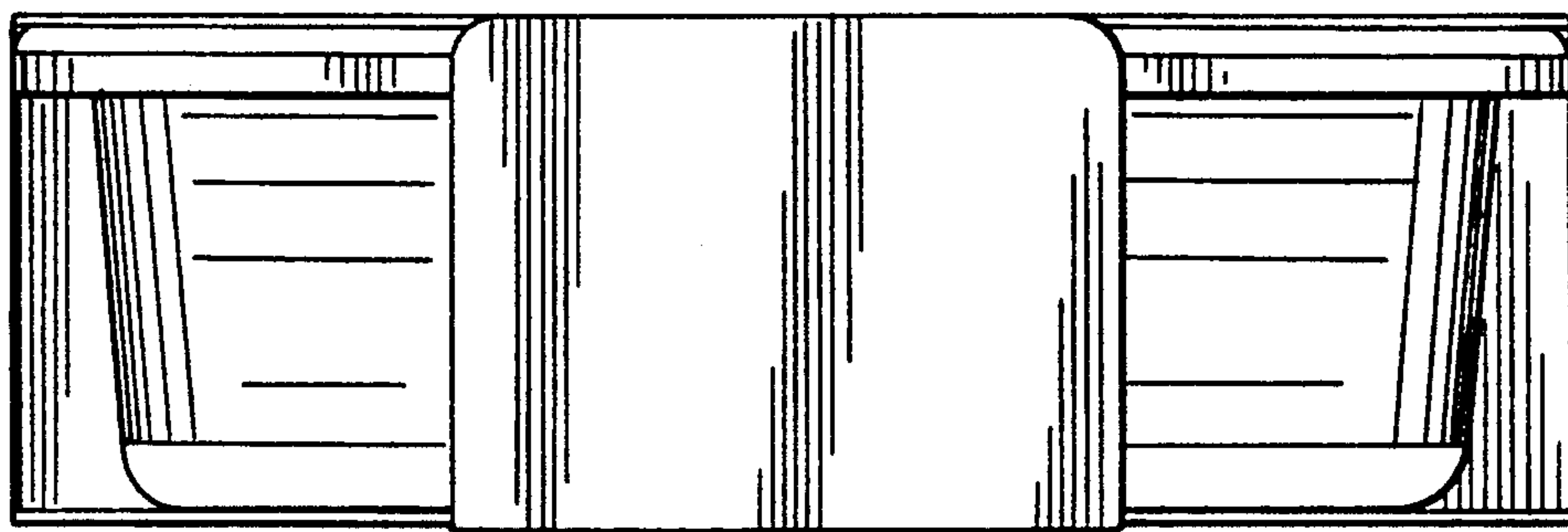


Fig. 3

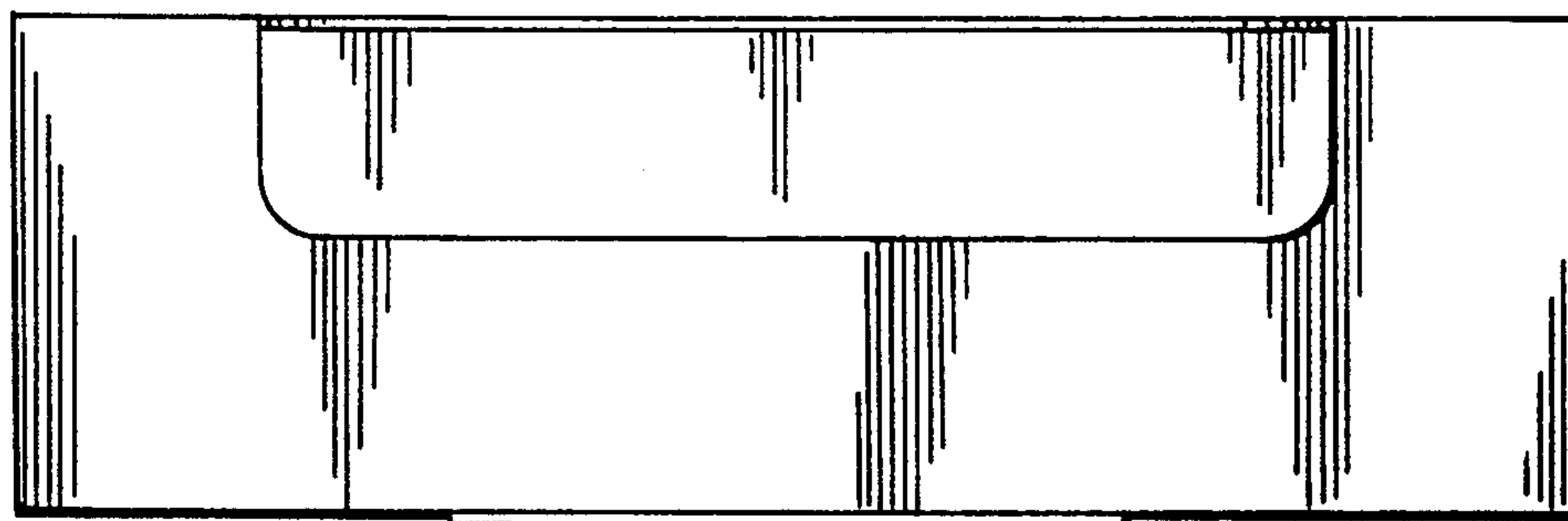


Fig. 4

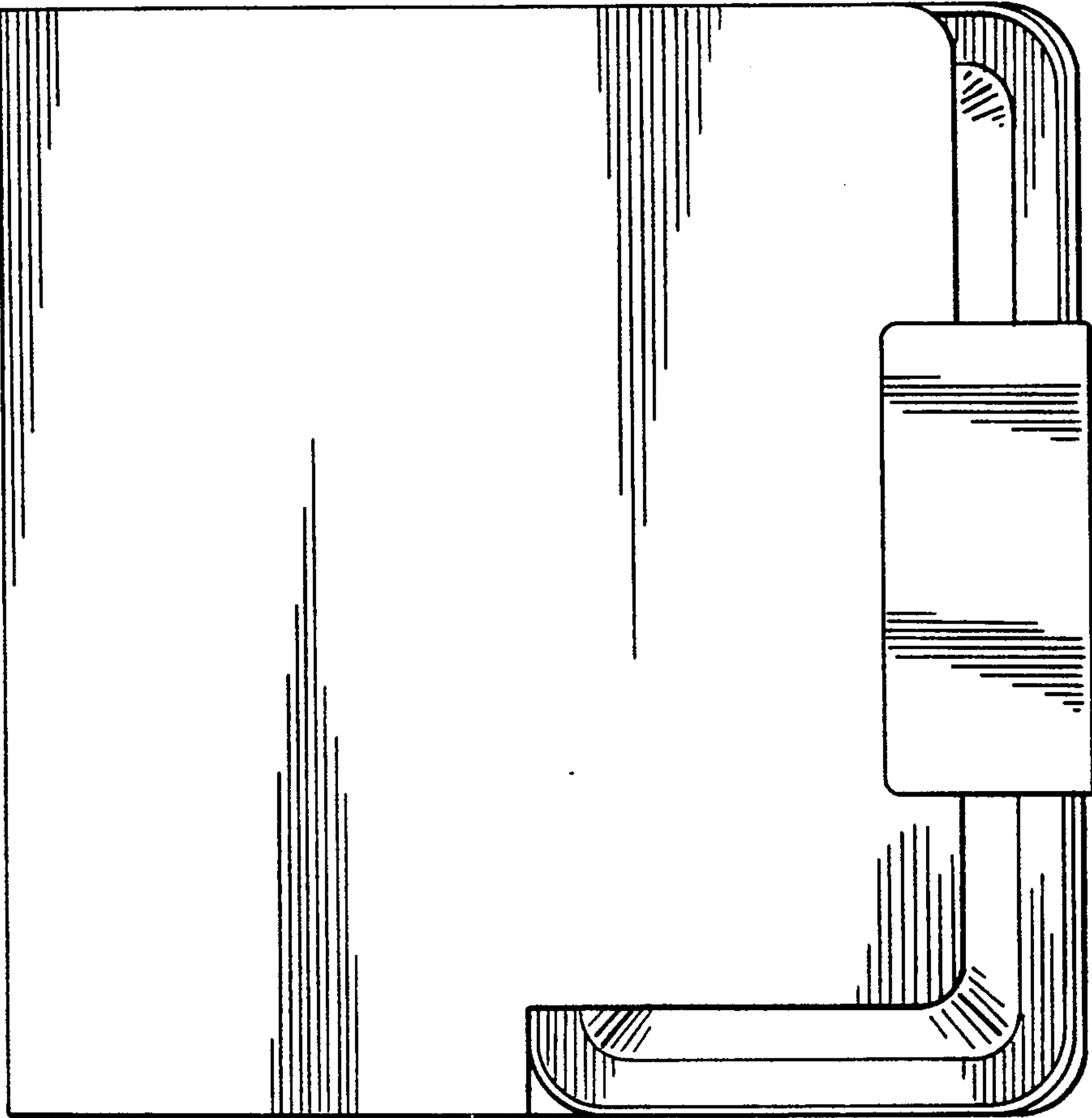


Fig. 5




Fig. 7

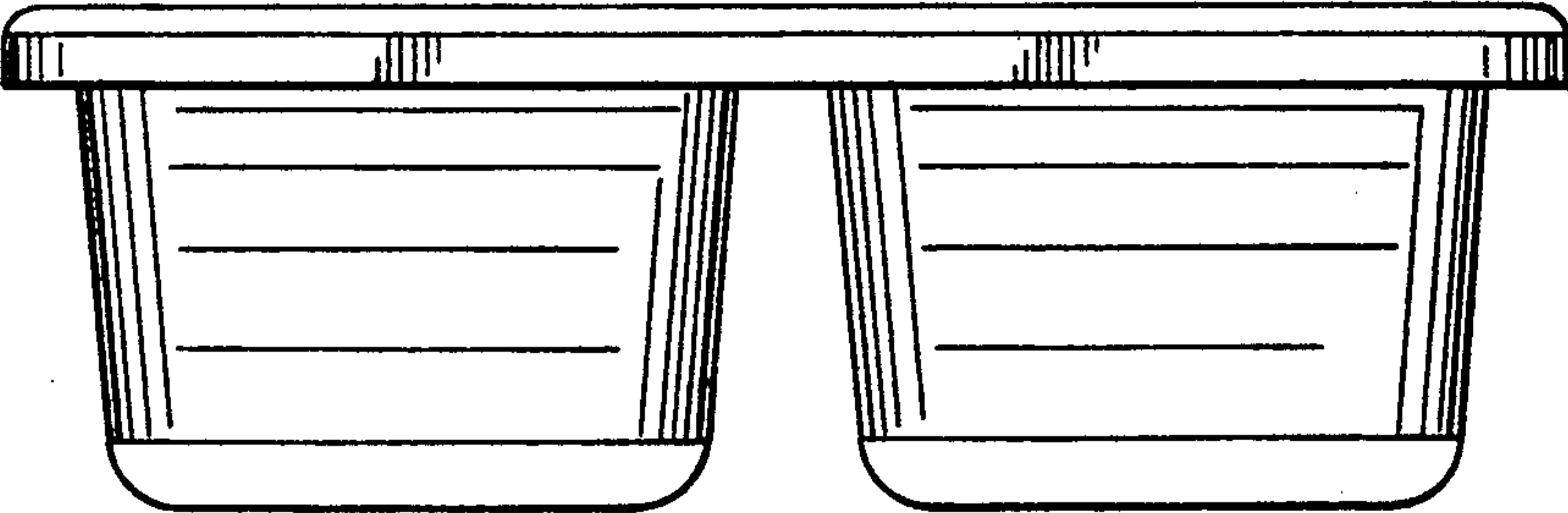


Fig. 8

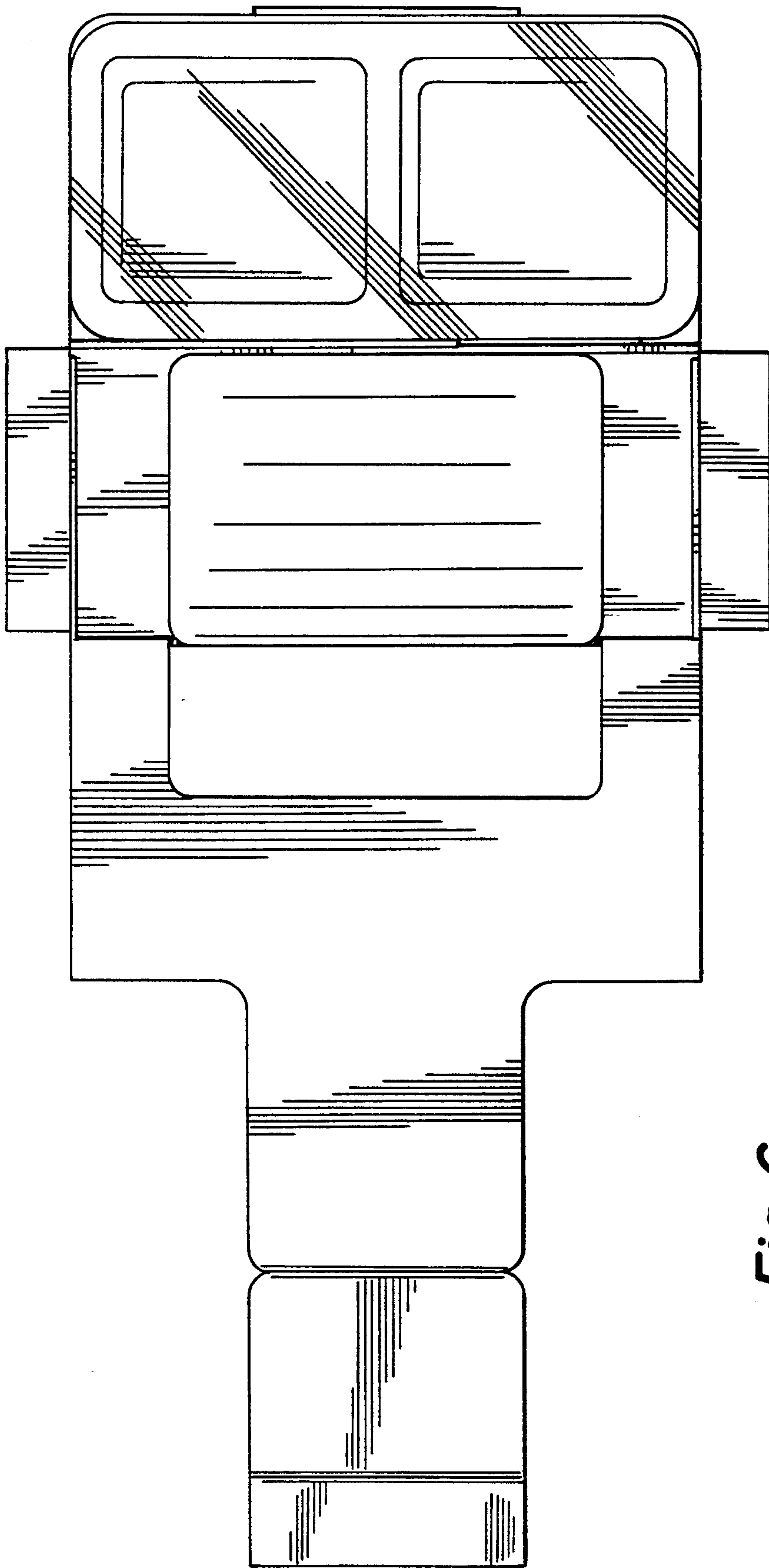


Fig. 6

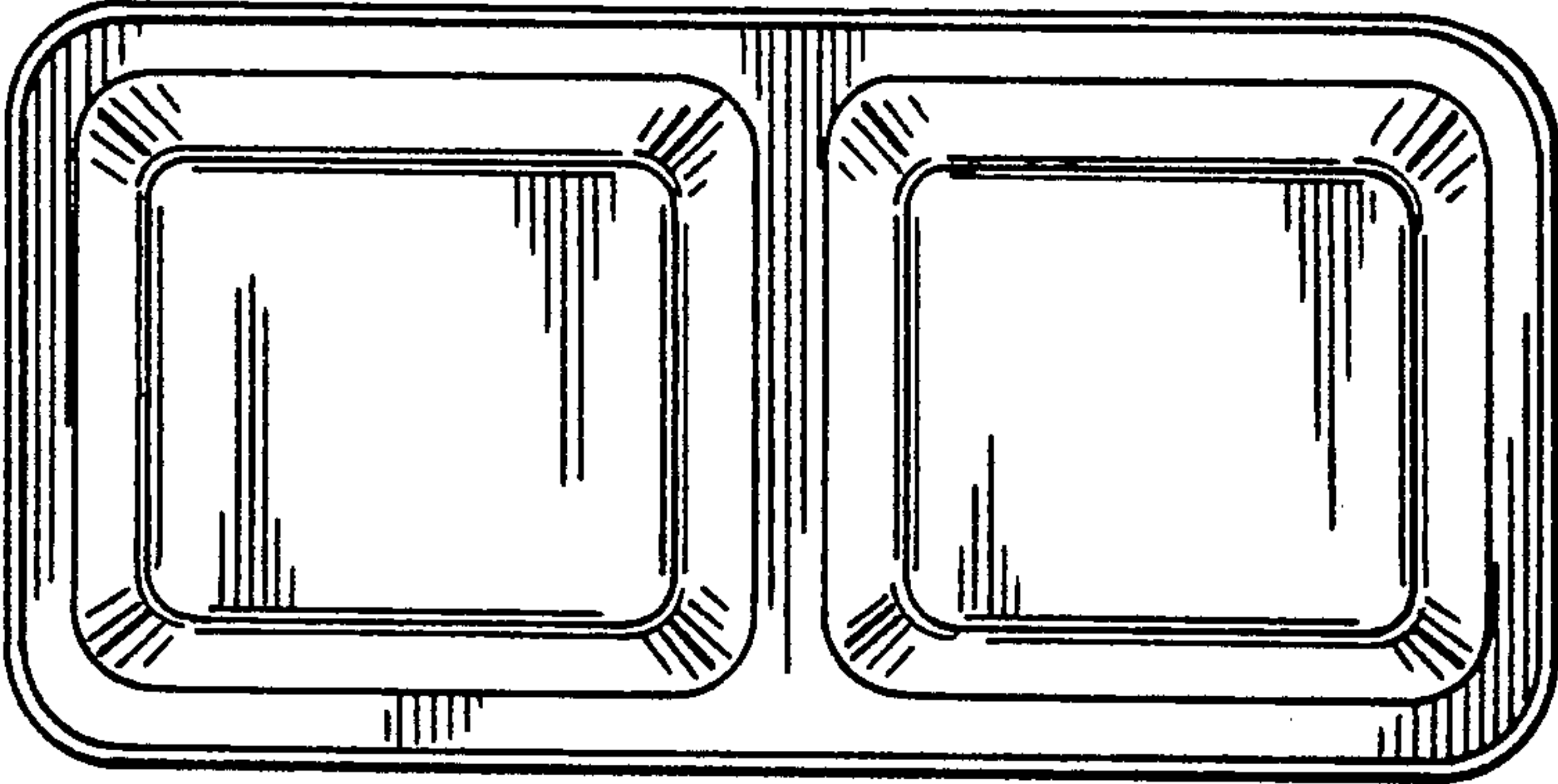


Fig. 9