



US00D337261S

United States Patent [19]

[11] Patent Number: **Des. 337,261**

Sherman

[45] Date of Patent: **** Jul. 13, 1993**

[54] **TUBE DISPENSER**

- [75] Inventor: **Adam Sherman, Brooklyn, N.Y.**
- [73] Assignee: **Colgate-Palmolive Company, New York, N.Y.**
- [**] Term: **14 Years**
- [21] Appl. No.: **683,372**
- [22] Filed: **Apr. 8, 1991**
- [52] U.S. Cl. **D9/302; D24/224**
- [58] Field of Search **D9/302, 435, 442, 521; 222/92; 215/1 R, 1 C; D24/224**

OTHER PUBLICATIONS

Cole-Parmer catalog; 1979-1980; p. 264; Item Number 6330-10 (upper left hand side of page).
 Beauty Fashion; Jun. 1982; p. 93 "Skin Fitness" Tube.
Primary Examiner—Bernard Ansher
Assistant Examiner—Mitchell I. Siegel
Attorney, Agent, or Firm—Michael J. McGreal; Robert C. Sullivan

CLAIM

[57] The ornamental design for tube dispenser, as shown and described.

DESCRIPTION

FIG. 1 is a front perspective view of a tube dispenser showing my new design;
 FIG. 2 is a rear elevational view thereof;
 FIG. 3 is a front elevational view thereof;
 FIG. 4 is a right side elevational view thereof;
 FIG. 5 is a left side elevational view thereof;
 FIG. 6 is a top plan view thereof;
 FIG. 7 is a bottom plan view thereof;
 FIG. 8 is a front elevational view of a tube dispenser with cap removed for clarity of illustration, undisclosed rear elevation being a mirror image;
 FIG. 9 is a left side elevational view thereof;
 FIG. 10 is a right side elevational view thereof; and,
 FIG. 11 is a top plan view thereof.

[56] **References Cited**

U.S. PATENT DOCUMENTS

D. 22,357	4/1893	Hall	D9/302
D. 99,424	4/1936	Vaulchier	D9/302
D. 194,222	12/1966	Rolley et al.	D9/302
D. 200,738	3/1965	Scheindel et al.	D9/302
D. 201,928	8/1965	Scheindel	D9/302
D. 226,260	2/1973	Hanamura	D9/302
D. 244,555	5/1977	Wiedmann	D24/224
D. 260,731	9/1981	Sarac	D24/224 X
D. 287,570	1/1987	Olsen	D24/224
D. 292,735	11/1987	Lovborg	D24/224
D. 309,156	7/1990	Kuwabara	D19/41
D. 311,133	10/1990	Wiseman et al.	D9/302 X
D. 312,776	12/1990	Tacconelli	D9/521




FIG. 1




FIG. 2




FIG. 3




FIG. 4

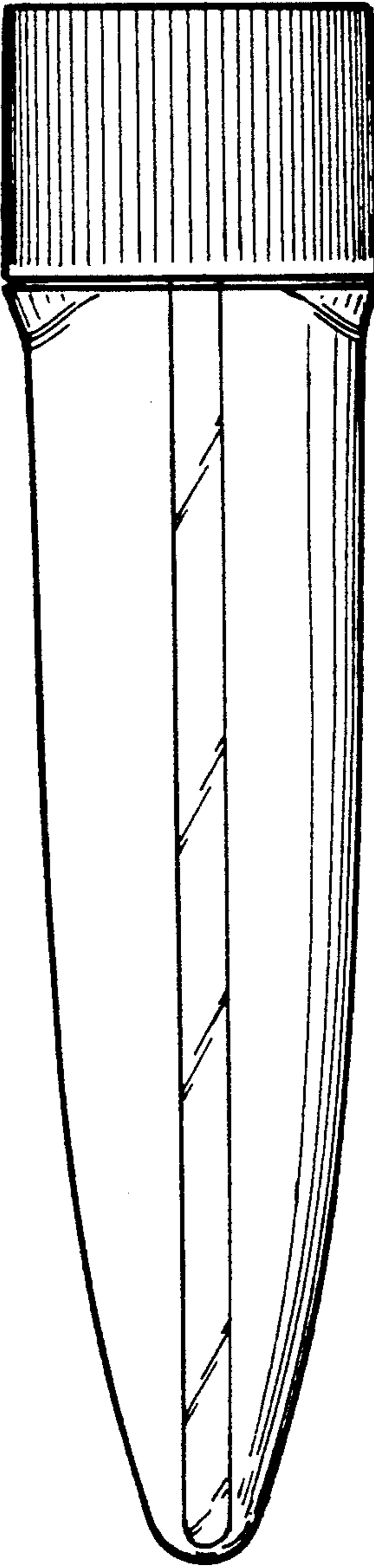


FIG. 6

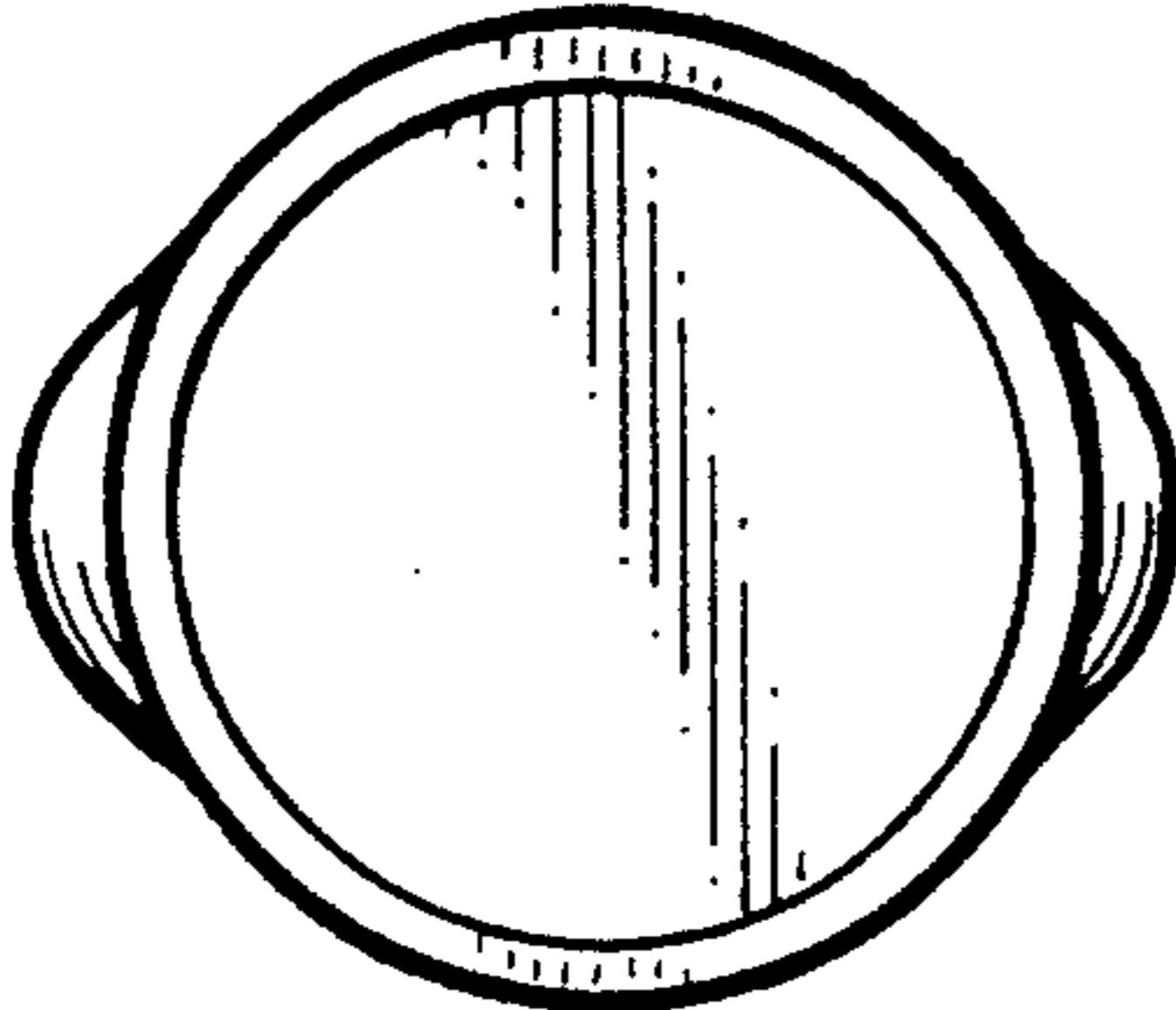


FIG. 7

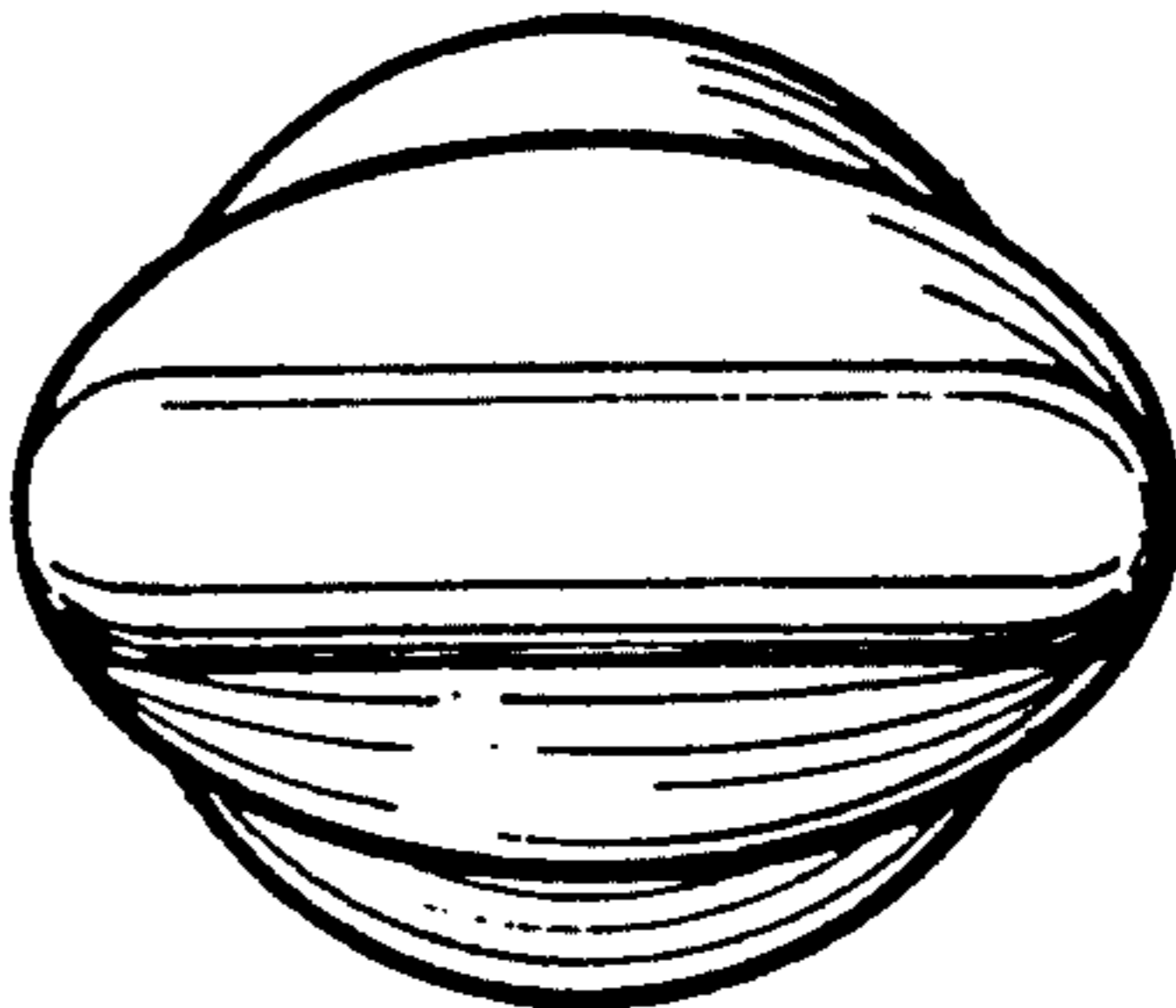


FIG. 5

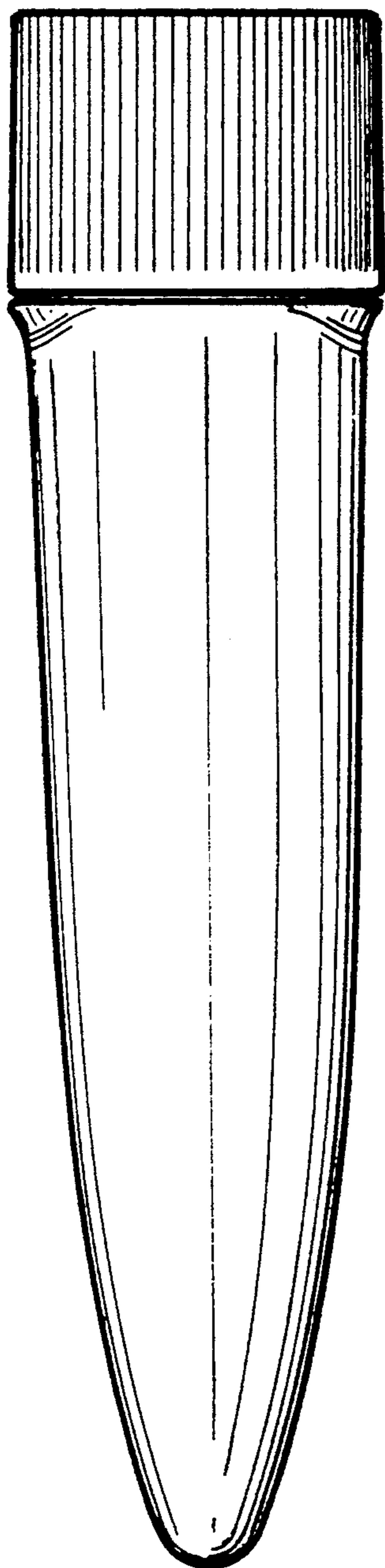


FIG. 8




FIG. 9

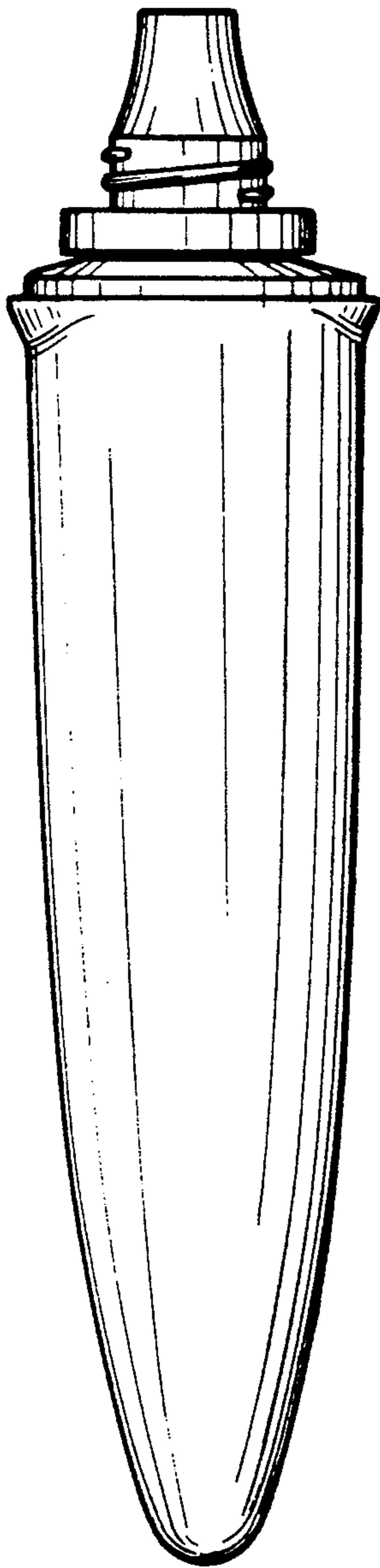


FIG. 10

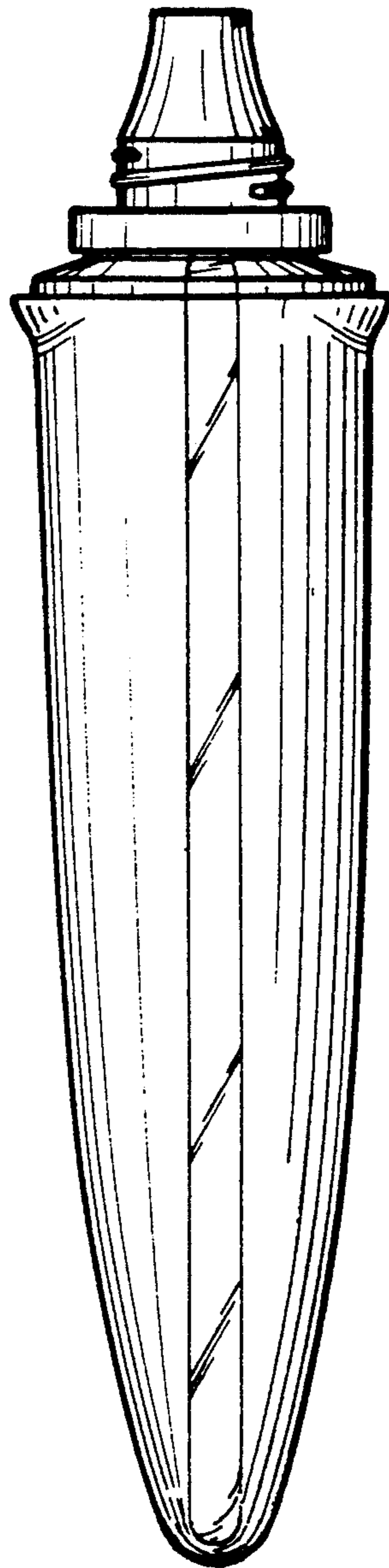


FIG. 11

