



US00D337259S

United States Patent [19]

[11] Patent Number: **Des. 337,259**

Curtis et al.

[45] Date of Patent: **** Jul. 13, 1993**

[54] **COMBINED AEROSOL CONTAINER AND CAP**

D. 330,215 10/1992 Saito et al. D9/503 X
4,830,224 5/1989 Brison 222/402.11 X

[75] Inventors: **John P. Curtis, Bloomsbury; Susan Greenfeder, Woodbridge, both of N.J.**

Primary Examiner—Bernard Ansher
Assistant Examiner—Mitchell I. Siegel
Attorney, Agent, or Firm—Michael J. McGreal; Robert C. Sullivan

[73] Assignee: **Colgate-Palmolive Company, New York, N.Y.**

[57] **CLAIM**

[**] Term: **14 Years**

The ornamental design for a combined aerosol container and cap, as shown and described.

[21] Appl. No.: **796,136**

DESCRIPTION

[22] Filed: **Nov. 22, 1991**

[52] U.S. Cl. **D9/300; D24/110**

FIG. 1 is an exploded bottom and front perspective view of a combined aerosol container and cap showing our new design;

[58] Field of Search **D9/300, 500, 503, 504, D9/529, 530, 549, 435; 222/402.11, 402.13; D24/110**

FIG. 2 is an exploded top and front perspective view thereof;

[56] **References Cited**

U.S. PATENT DOCUMENTS

D. 16,578 3/1886 Estes D9/504
D. 317,203 5/1991 Walsh D9/435 X
D. 328,244 7/1992 Hamilton et al. D24/110 X

FIG. 3 is a front elevational view without the cap, shown for clarity of illustration, the undisclosed opposite side being a mirror image;

FIG. 4 is a side elevational view of FIG. 3, the undisclosed opposite side being a mirror image;

FIG. 5 is a top plan view of FIG. 3; and,

FIG. 6 is a bottom plan view of FIG. 3.

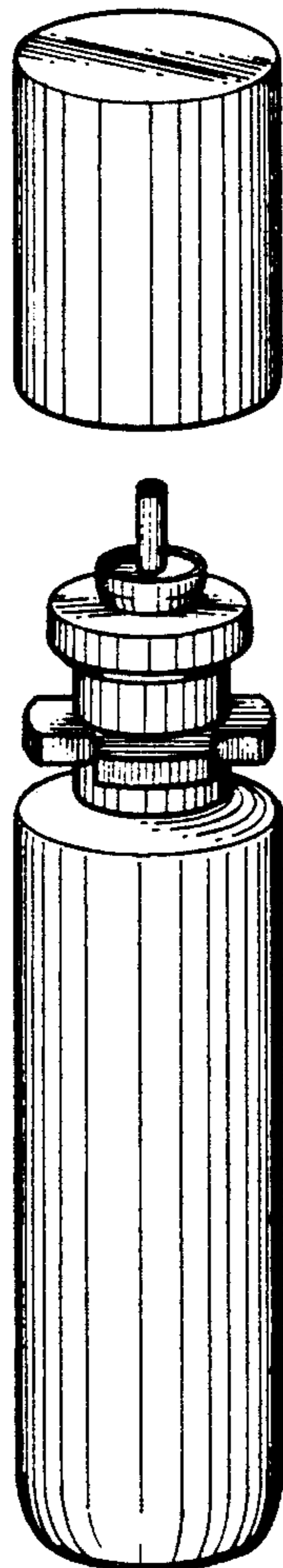


FIG. 1




FIG. 2




FIG. 3




FIG. 4




FIG. 5

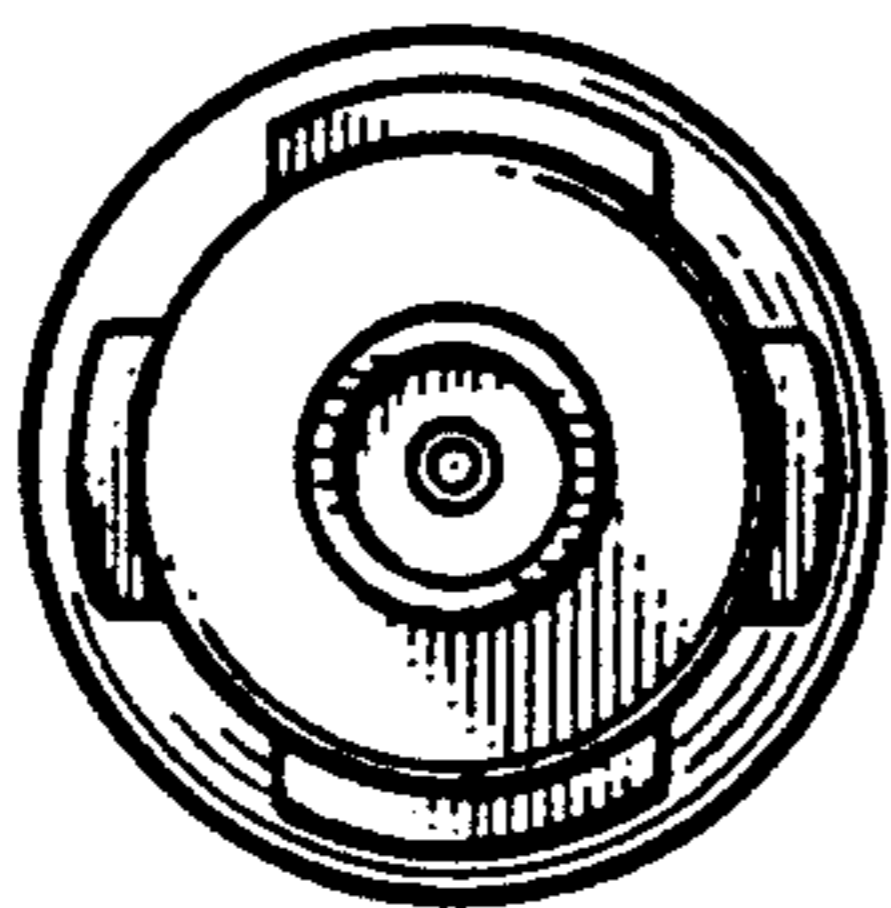


FIG. 6

