



US00D337254S

United States Patent [19]

[11] Patent Number: **Des. 337,254**

Nakagawa et al.

[45] Date of Patent: **** Jul. 13, 1993**

[54] **COMBINED SPRAY BOTTLE AND CAP**

[75] Inventors: **Makoto Nakagawa, Aichi; Masashi Endo, Gifu, both of Japan**

[73] Assignee: **Tomei Sangyo Co., Ltd., Japan**

[**] Term: **14 Years**

[21] Appl. No.: **679,341**

[22] Filed: **Apr. 2, 1991**

[52] U.S. Cl. **D9/300; D9/337; D9/503; D9/435**

[58] Field of Search **D9/300, 337, 503, 529, D9/549, 541, 435; 239/212, 335, 337, 405, 635; 222/182**

[56] **References Cited**

U.S. PATENT DOCUMENTS

- D. 281,054 10/1985 Menrad D9/300
- D. 313,176 12/1990 Okuda et al. D9/341
- D. 314,134 1/1991 Litton et al. D9/300
- D. 321,649 11/1991 Lambe, Jr. et al. D9/503

Primary Examiner—Bernard Ansher
Assistant Examiner—Mitchell Siegel
Attorney, Agent, or Firm—Parkhurst, Wendel & Rossi

[57] **CLAIM**

The ornamental design for a combined spray bottle and cap, as shown and described.

DESCRIPTION

FIG. 1 is a front elevational view of a combined spray bottle and cap showing our new design;
 FIG. 2 is a top plan view thereof;
 FIG. 3 is a bottom plan view thereof;
 FIG. 4 is a front view of the spray bottle shown without the top cap for clarity;
 FIG. 5 is a side view of FIG. 4;
 FIG. 6 is a rear view of FIG. 4;
 FIG. 7 is a top view of FIG. 4;
 FIG. 8 is an exploded front elevational view FIG. 1;
 FIG. 9 is a right side elevational view of FIG. 8, undisclosed opposite side being a mirror image;
 FIG. 10 is a rear elevational view of FIG. 8; and,
 FIG. 11 is a top front perspective view of FIG. 8.

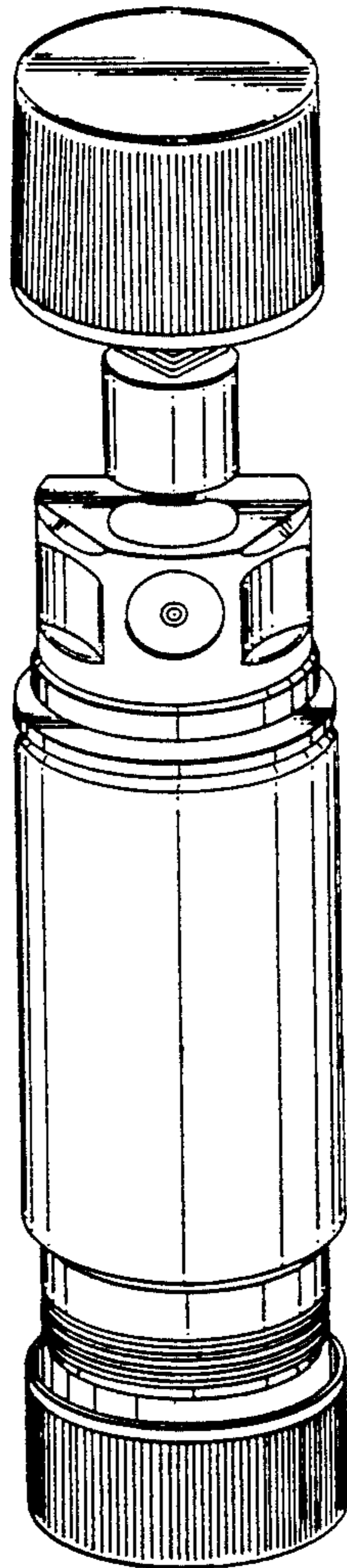


FIG.1




FIG.2

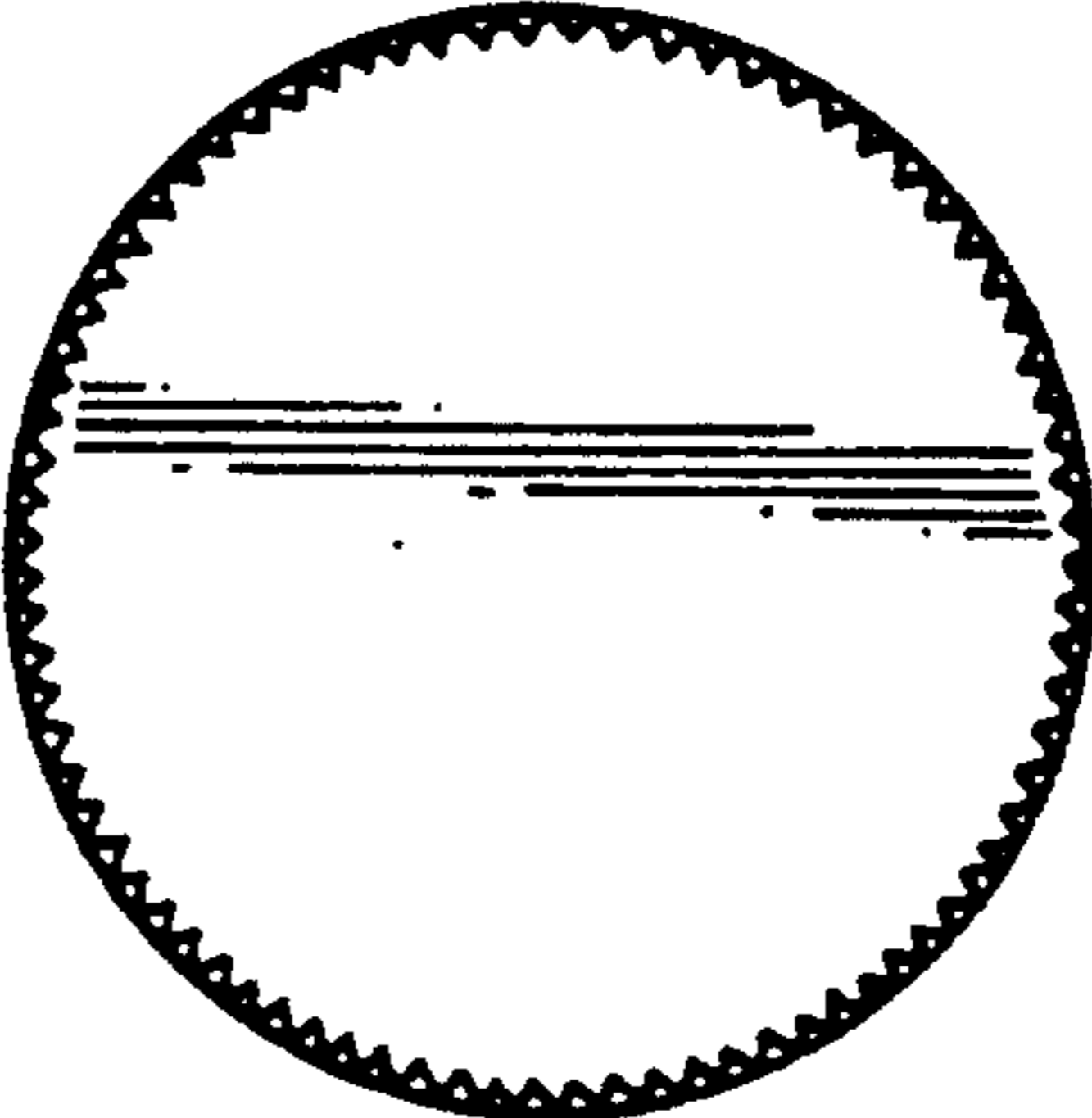


FIG.3

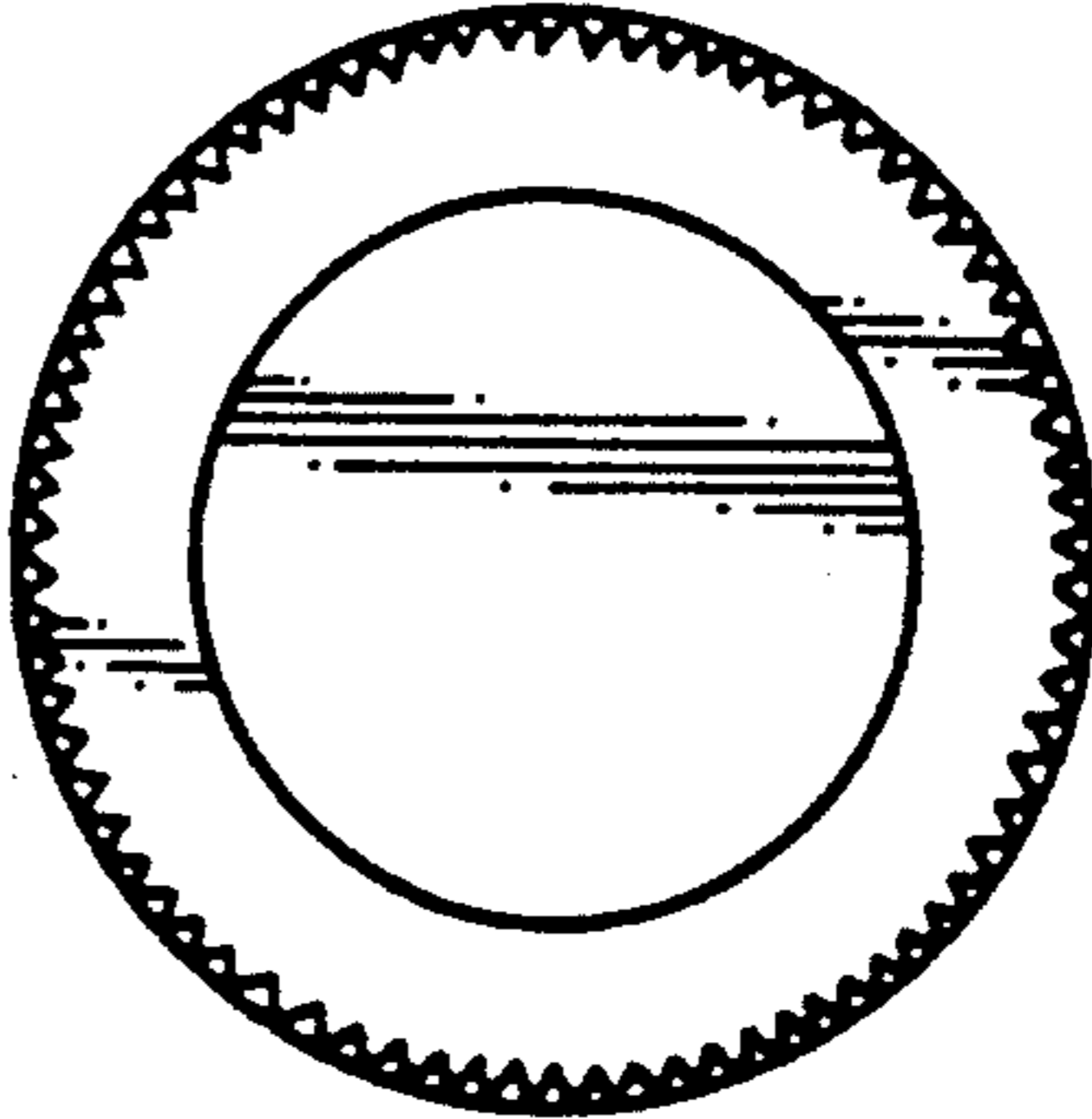


FIG.4




FIG.5




FIG.6


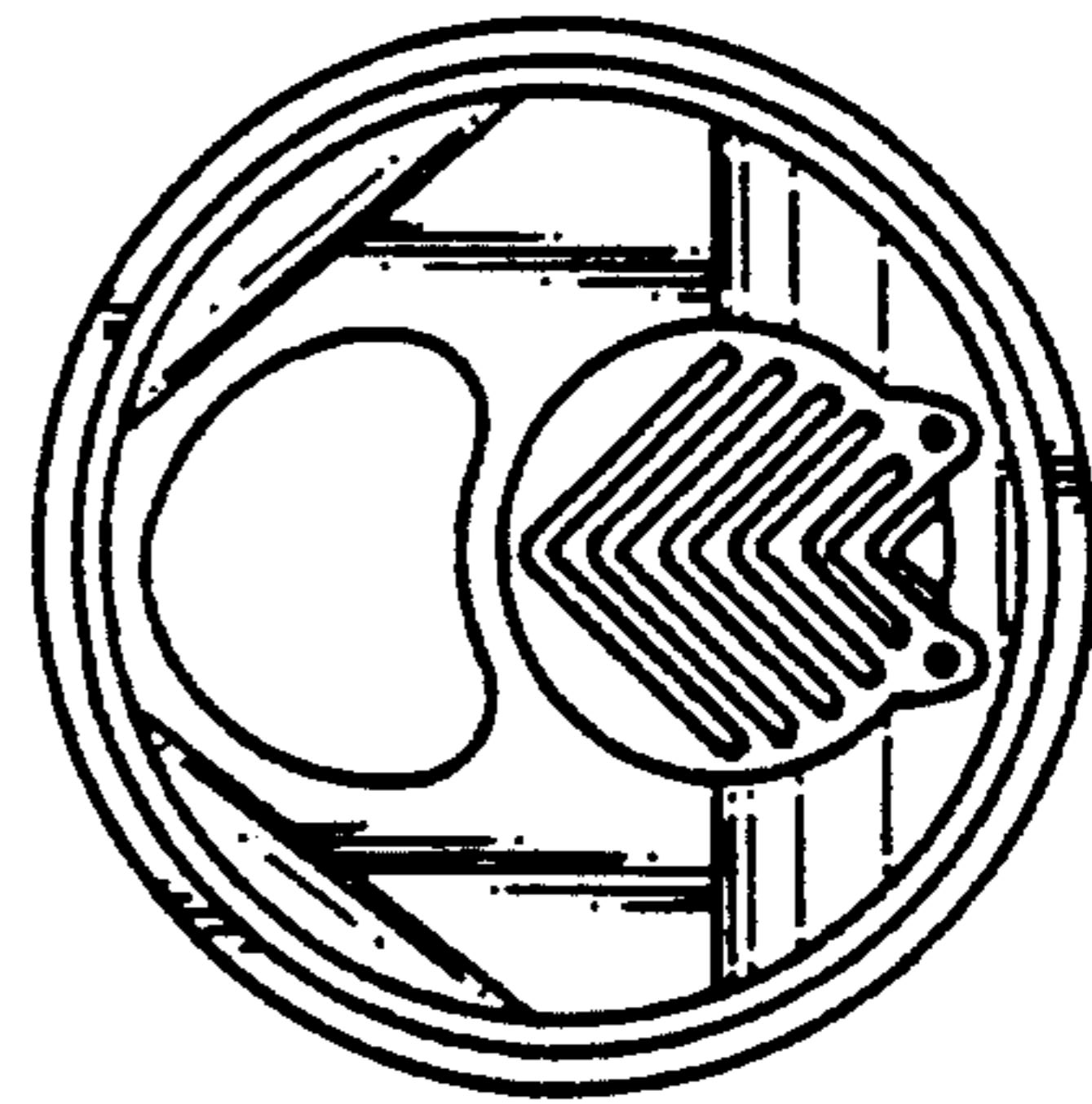


FIG.7








FIG. 8




FIG. 9






FIG.10

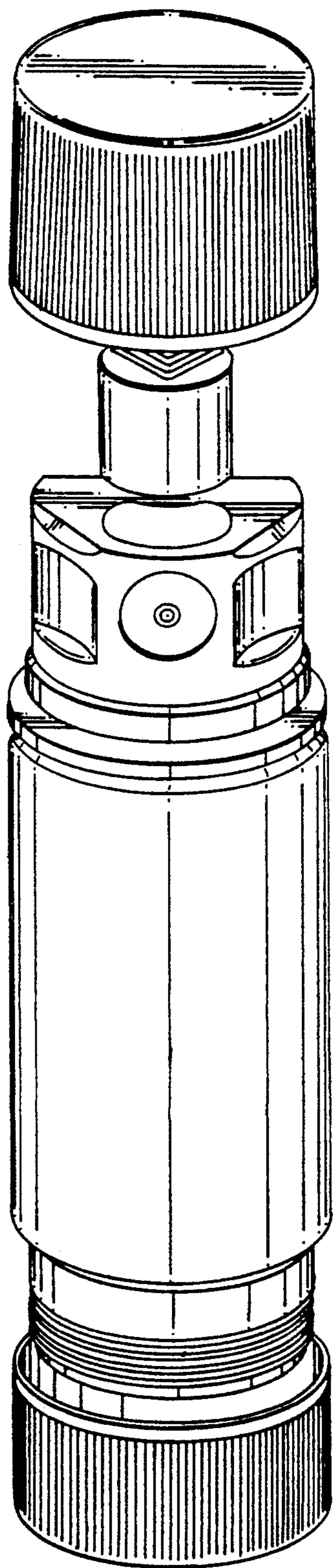


FIG. II