



US00D337247S

# United States Patent [19]

Dart

[11] Patent Number: **Des. 337,247**

[45] Date of Patent: **\*\* Jul. 13, 1993**

## [54] TILE SPACER REMOVAL TOOL

[76] Inventor: **Robert J. Dart**, 36 McClure Ave.,  
Reynella SA 5161, Australia

[\*\*] Term: **14 Years**

[21] Appl. No.: **747,717**

[22] Filed: **Aug. 20, 1991**

### [30] Foreign Application Priority Data

Mar. 5, 1991 [AU]	Australia .....	623/91
[52] U.S. Cl. ....		<b>D8/52</b>
[58] Field of Search .....	D8/51, 52, 55; 81/415, 81/416, 417, 418, 424.5, 427.5, 319	

### [56] References Cited

#### U.S. PATENT DOCUMENTS

D. 260,132	8/1981	Shaffer .....	D8/52
2,760,390	8/1956	Ayer .....	D8/52
3,130,616	4/1964	Miller .....	D8/52
3,521,510	7/1970	Angquist .....	81/417
4,635,510	1/1987	Box .....	81/417

## OTHER PUBLICATIONS

Contact East Catalog, 1985, p. 34, 11A14, Cutting and Stripping Pliers.

Hunter Tools Catalog, p. 35, 1969, 11A14, Wire Strippers.

Specialized Tools Catalog, 1990, p. 182, Wire Strippers. Techni-Tools Calog, 1985, p. 27, 11A14, Wire Strippers.

*Primary Examiner*—Bernard Ansher

*Assistant Examiner*—Philip Hyder

*Attorney, Agent, or Firm*—Lyman R. Lyon

## [57] CLAIM

The ornamental design for a tile spacer removal tool, as shown.

## DESCRIPTION

FIG. 1 is a top plan view of a tile spacer removal tool, showing my new design;

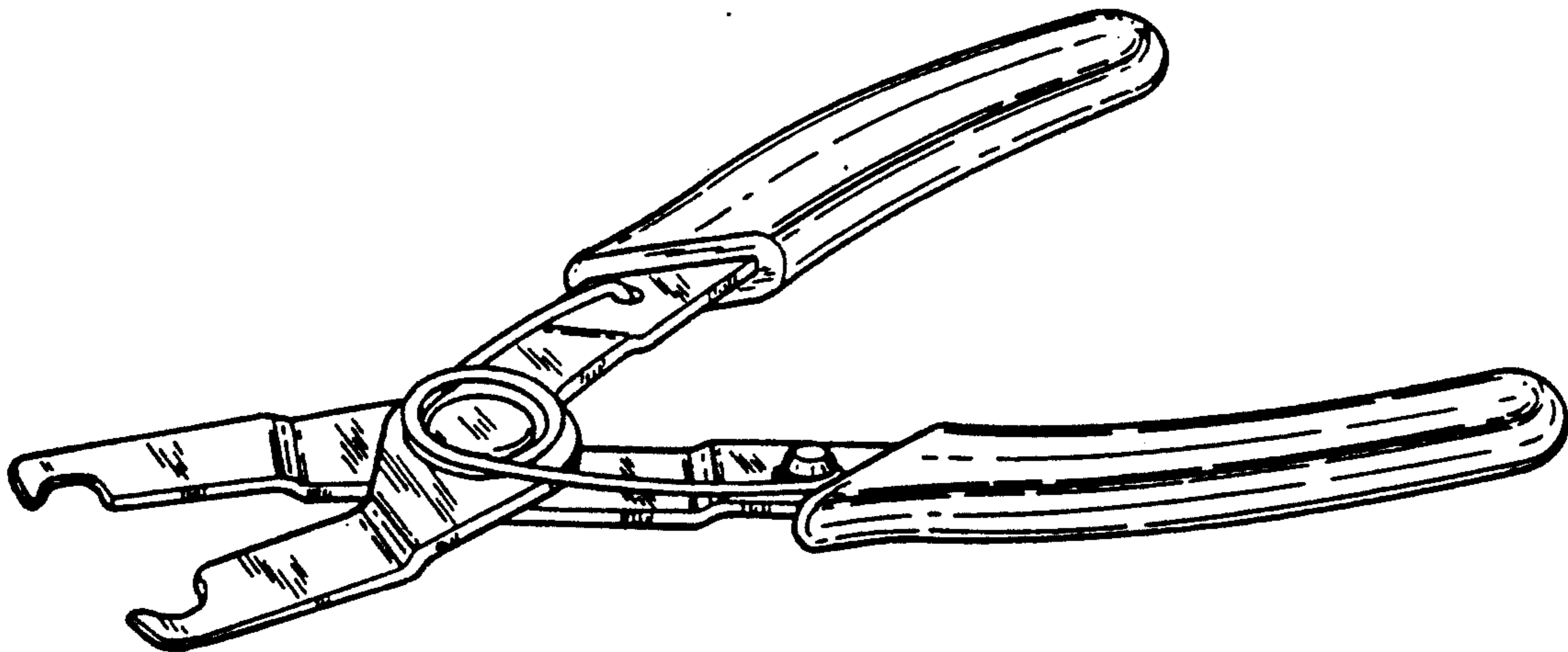
FIG. 2 is a left side elevational view thereof;

FIG. 3 is a front elevational view thereof;

FIG. 4 is a right side elevational view thereof;

FIG. 5 is a left, front perspective view thereof; and,

FIG. 6 is a right, rear perspective view thereof.

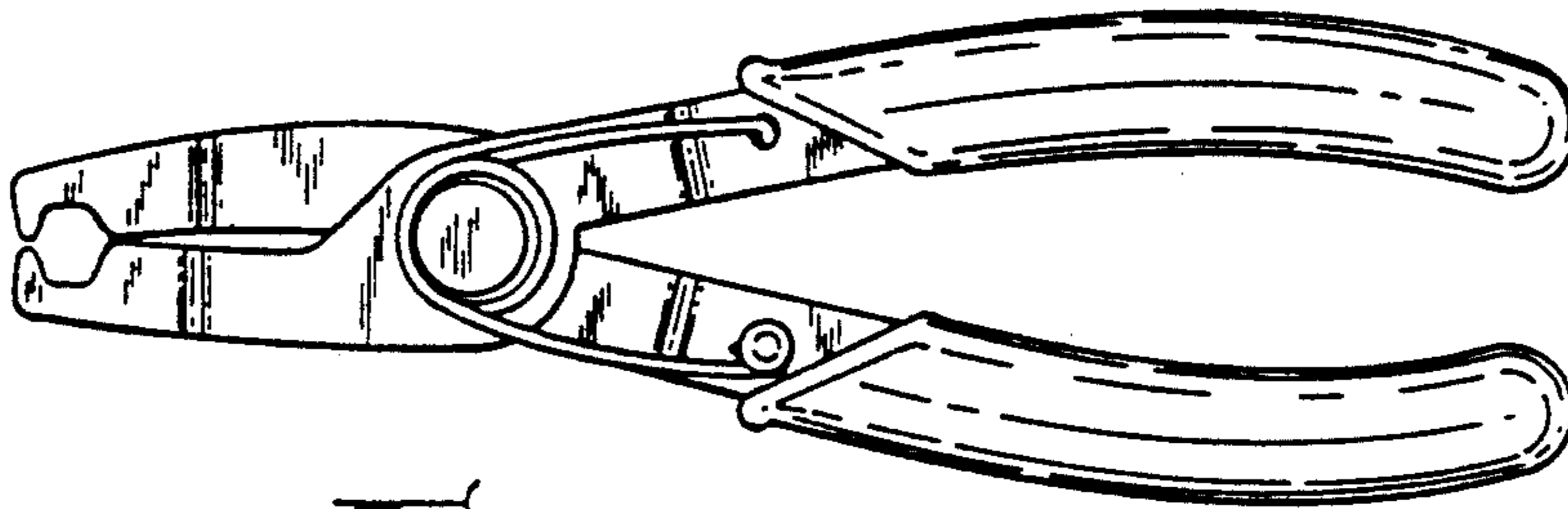




**FIG 1**



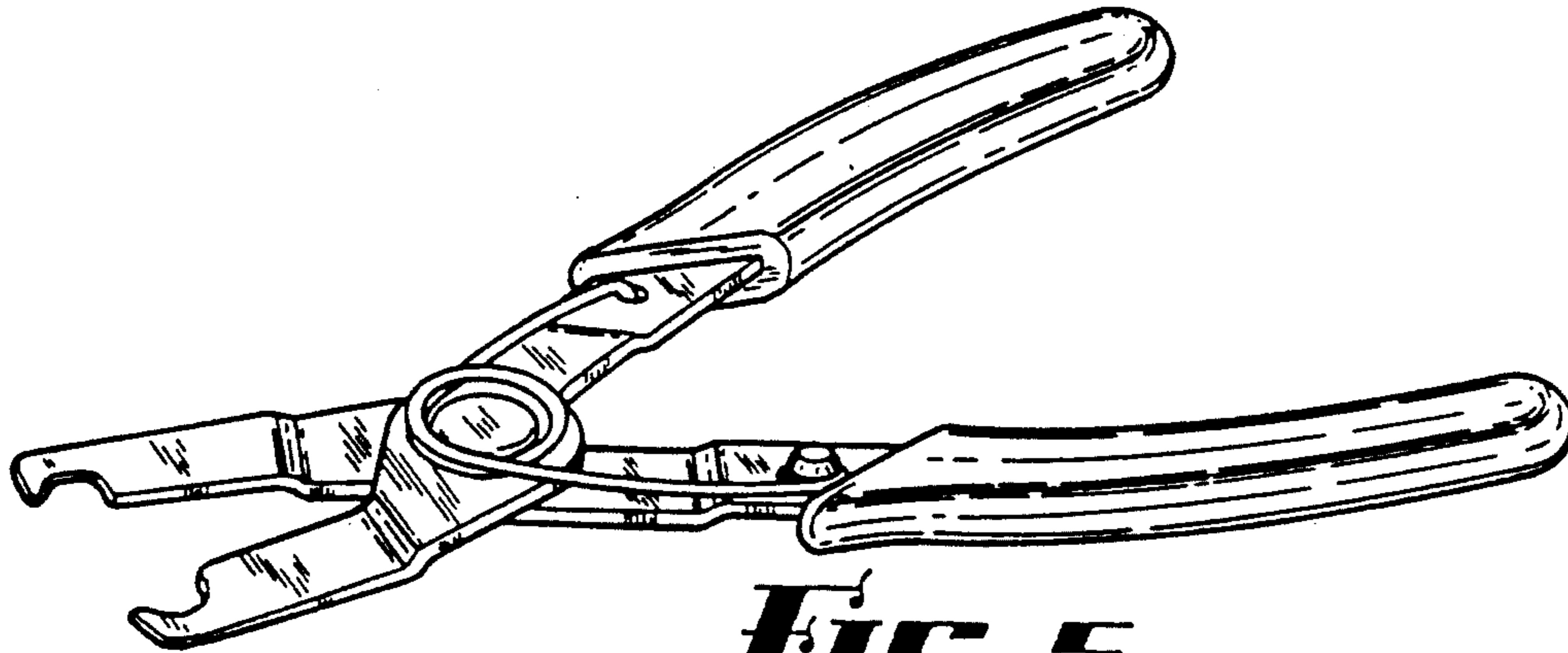
**FIG 2**



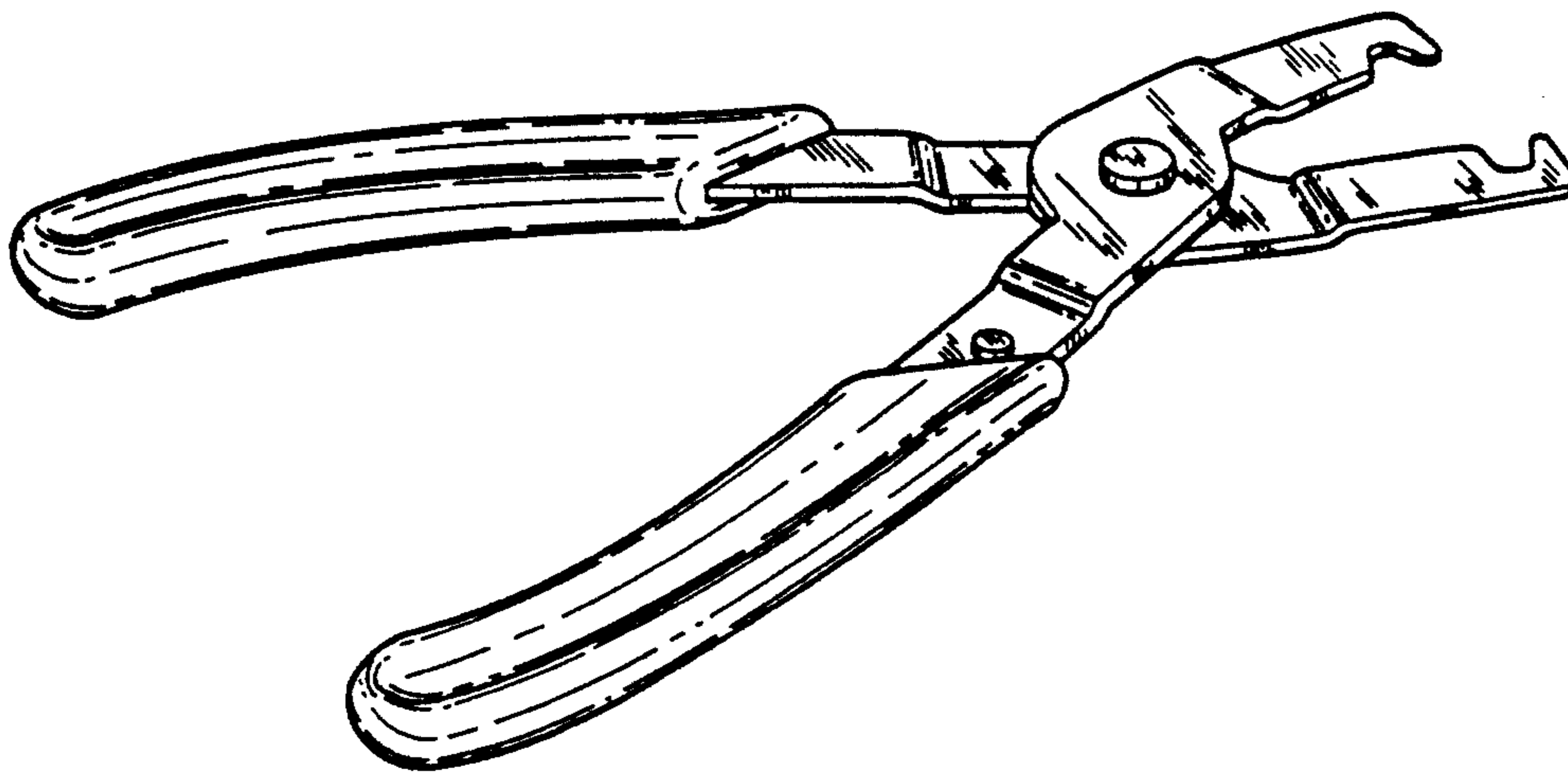
**FIG 3**



**FIG 4**



**FIG 5**



**FIG 6**