



US00D337224S

**United States Patent** [19]  
**Shimonovitch**

[11] **Patent Number: Des. 337,224**

[45] **Date of Patent: \*\* Jul. 13, 1993**

[54] **SUPPORTING LEG FOR A SERVING TRAY**

D. 310,145 8/1990 Williams ..... D6/484

[76] **Inventor: Shraga Shimonovitch, 2960 Forrest La., York, Pa. 17402**

**OTHER PUBLICATIONS**

Carsons, Table at far left.

[\*\*] **Term: 14 Years**

*Primary Examiner*—Alan P. Douglas

[21] **Appl. No.: 864,074**

*Assistant Examiner*—J. E. Seeger

[22] **Filed: Apr. 6, 1992**

*Attorney, Agent, or Firm*—Charles J. Long

**Related U.S. Application Data**

[57] **CLAIM**

The ornamental design for a supporting leg for a serving tray, as shown and described.

[63] Continuation of Ser. No. 437,919, Nov. 17, 1989, Pat. No. Des. 331,852.

**DESCRIPTION**

[52] **U.S. Cl. .... D6/495; D6/499**

FIG. 1 is an end elevational view of a supporting leg for a serving tray showing my new design; the opposite end being a mirror image thereof;

[58] **Field of Search ..... D6/495, 497, 499, 480, D6/484, 487, 488, 500; 108/43, 161; 211/88**

FIG. 2 is left side elevational view;

[56] **References Cited**

FIG. 3 is a right side elevational view; and,

**U.S. PATENT DOCUMENTS**

FIG. 4 is a bottom perspective view thereof.

D. 206,170 11/1966 Anderson ..... D6/495 X

The top and bottom of the support leg are plain and unadorned.

D. 216,715 3/1970 Dottinger ..... D6/495

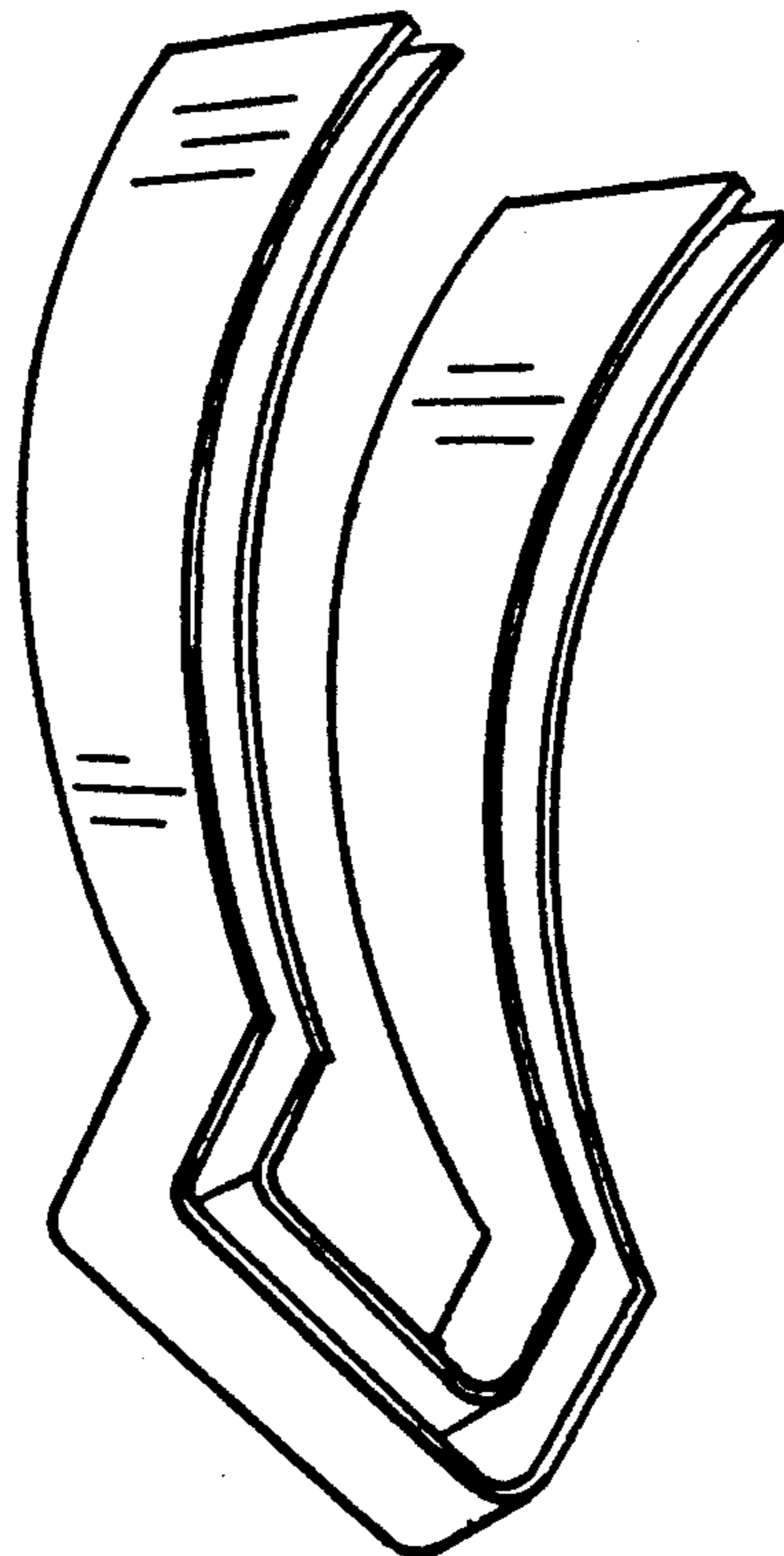


Fig.1




Fig. 2

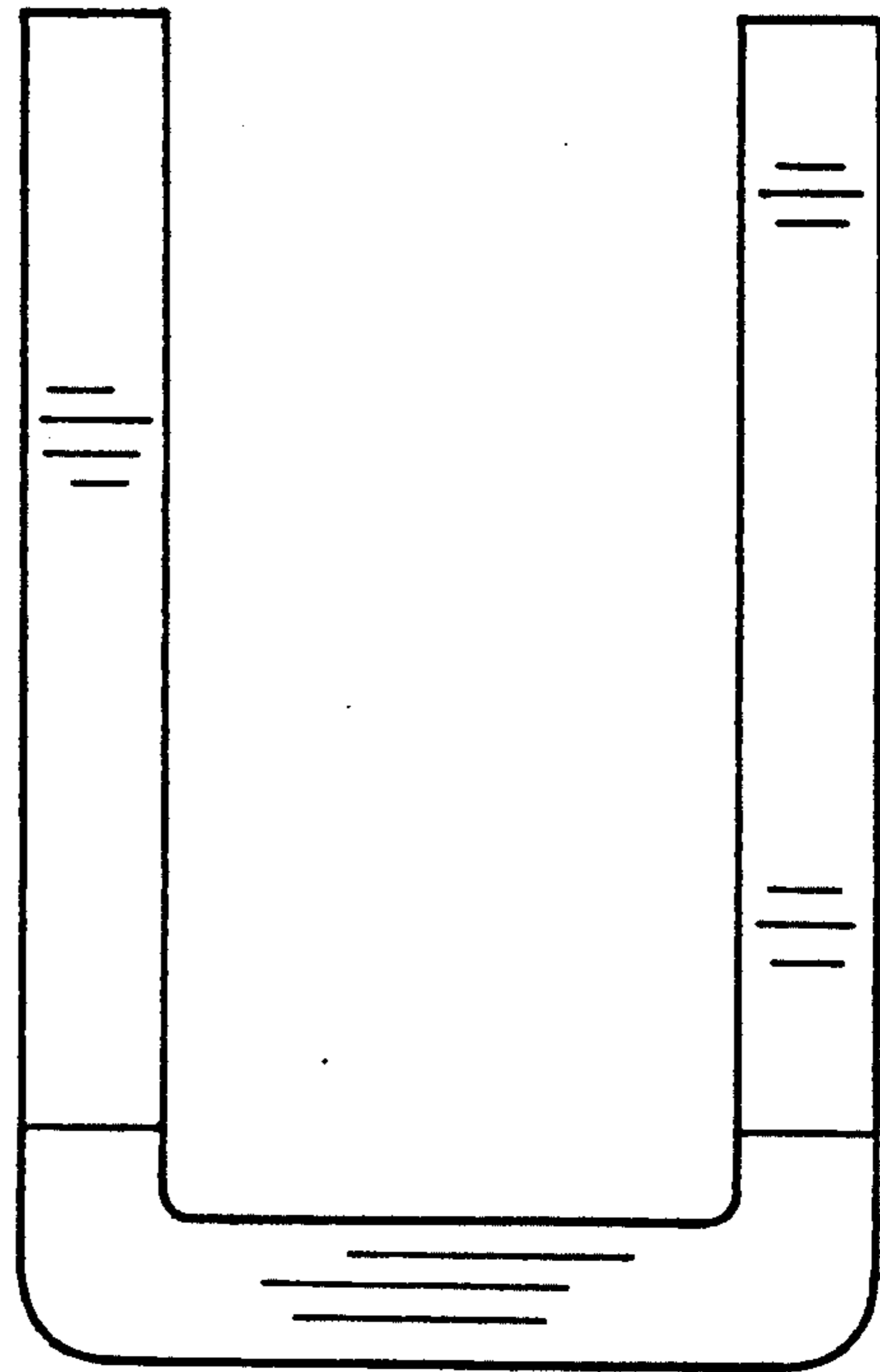


Fig. 4

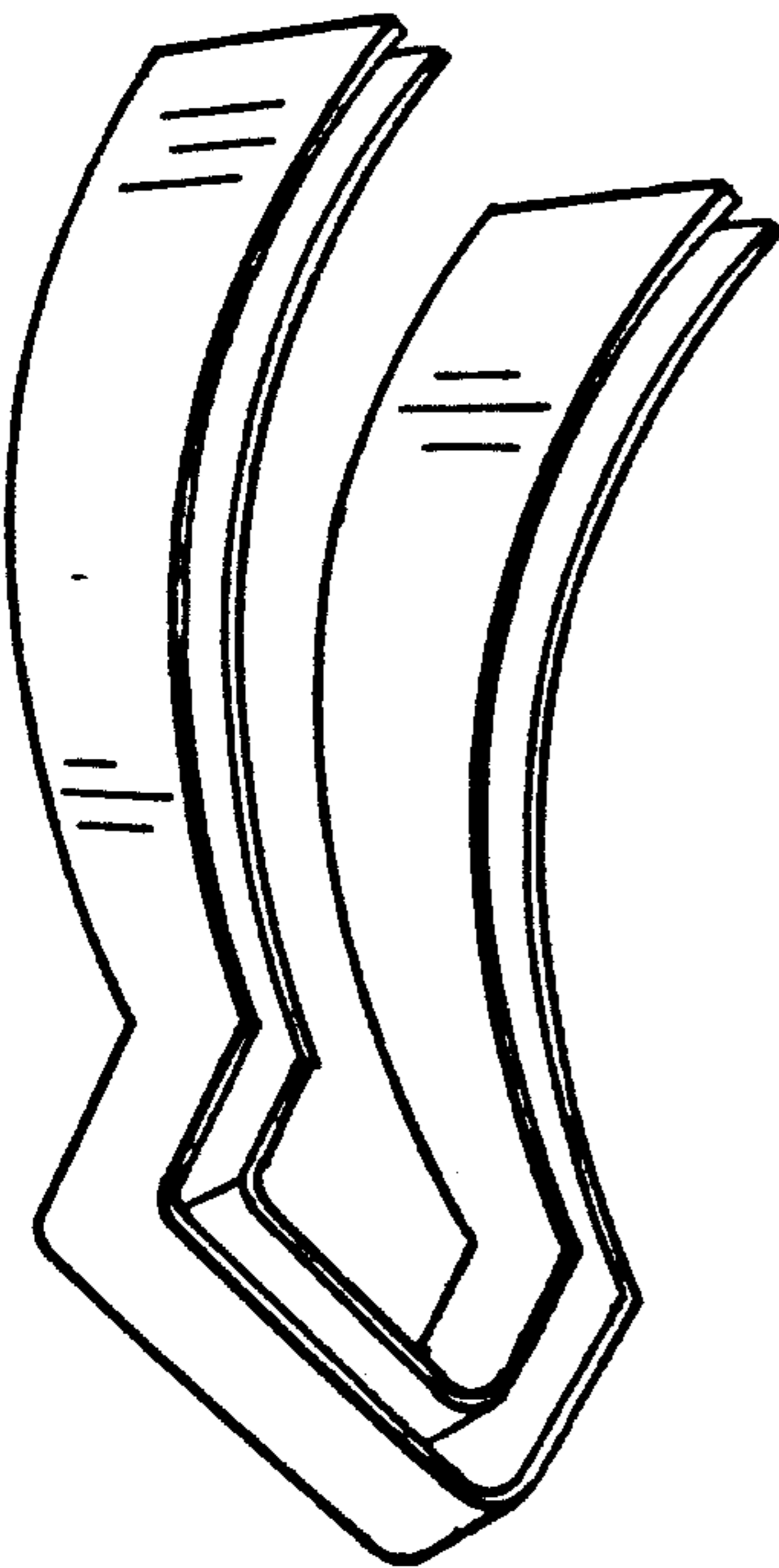


Fig. 3

