



US00D337223S

United States Patent [19]
Bareiss

[11] **Patent Number: Des. 337,223**

[45] **Date of Patent: ** Jul. 13, 1993**

[54] **PEDESTAL**

[76] **Inventor: Raymond E. Bareiss, 1033 Stillman, Eugene, Oreg. 97404**

[*] **Notice: The portion of the term of this patent subsequent to Feb. 16, 2007 has been disclaimed.**

[**] **Term: 14 Years**

[21] **Appl. No.: 482,999**

[22] **Filed: Feb. 22, 1990**

[52] **U.S. Cl. D6/495; D6/482; D6/486**

[58] **Field of Search D6/480, 482-486, D6/495; D11/131, 164; 108/150**

[56] **References Cited**

U.S. PATENT DOCUMENTS

D. 183,198	7/1958	Dodge	D11/164
D. 189,480	12/1960	Albanese	D11/131
D. 209,757	1/1968	Wrinkles, Jr. et al.	D6/419
D. 247,694	4/1978	Mueh et al.	D6/449
D. 253,528	11/1979	Sun	D11/131
D. 279,059	6/1985	Tekel	D6/482
D. 296,635	7/1988	Kelley et al.	D6/495

OTHER PUBLICATIONS

Artec-Planar Table Desk ©Kimball Interntl. 1983 table pedestal.

Engineering Graphics Fundamentals ©1985, p. 128 copy in D6/486-Frustom Shape, 3rd fl top & 2nd from right.

Design Inst. of America-Dec. 31, 1980, p. 43, "Segments" Pedestals 6020-12, 2nd from right & top.

Primary Examiner—Alan P. Douglas

Assistant Examiner—J. E. Seeger

[57] **CLAIM**

The ornamental design for a pedestal, as shown and described above.

DESCRIPTION

FIG. 1 is a front and right perspective view of a pedestal, showing my new design;

FIG. 2 is a rear and right perspective view;

FIG. 3 is a top plan view;

FIG. 4 is a bottom plan view;

FIG. 5 is a front elevational view;

FIG. 6 is a front and right side elevational view;

FIG. 7 is a right side elevational view;

FIG. 8 is a rear and right side elevational view;

FIG. 9 is a rear elevational view;

FIG. 10 is a rear and left side elevational view;

FIG. 11 is a left side elevational view;

FIG. 12 is a front and left side elevational view; and,

FIG. 13 is a front and left perspective view thereof.




FIG. 3



FIG. 4



FIG. 1

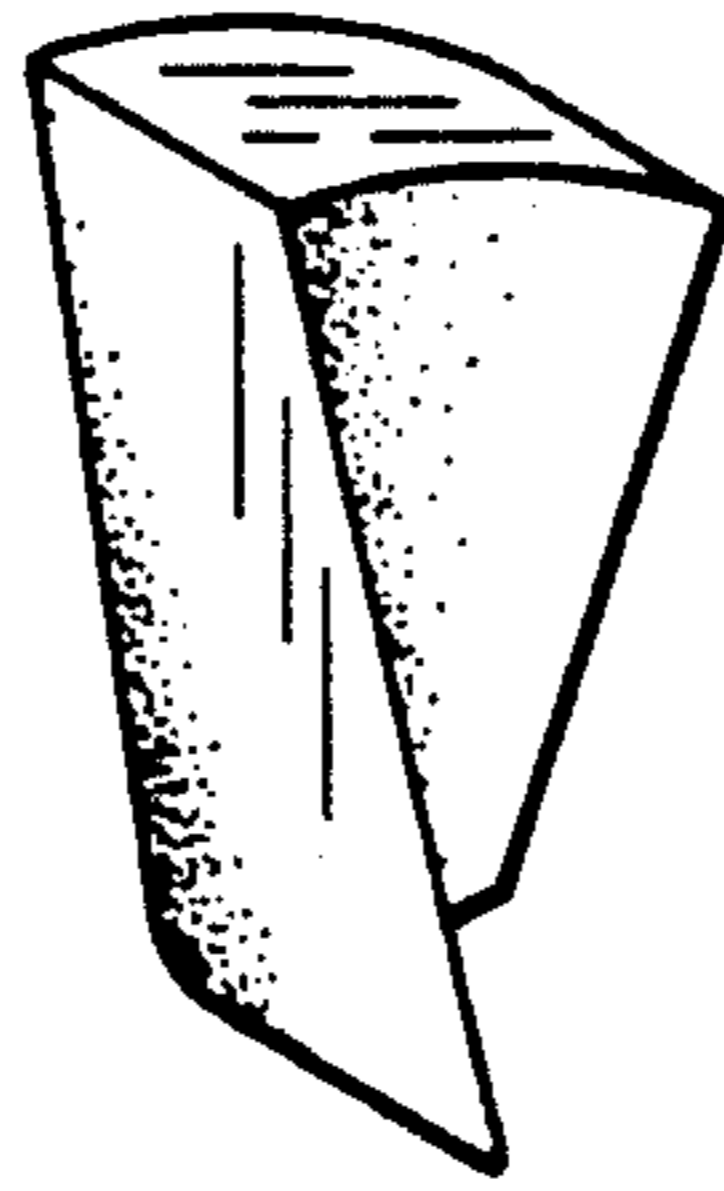


FIG. 2

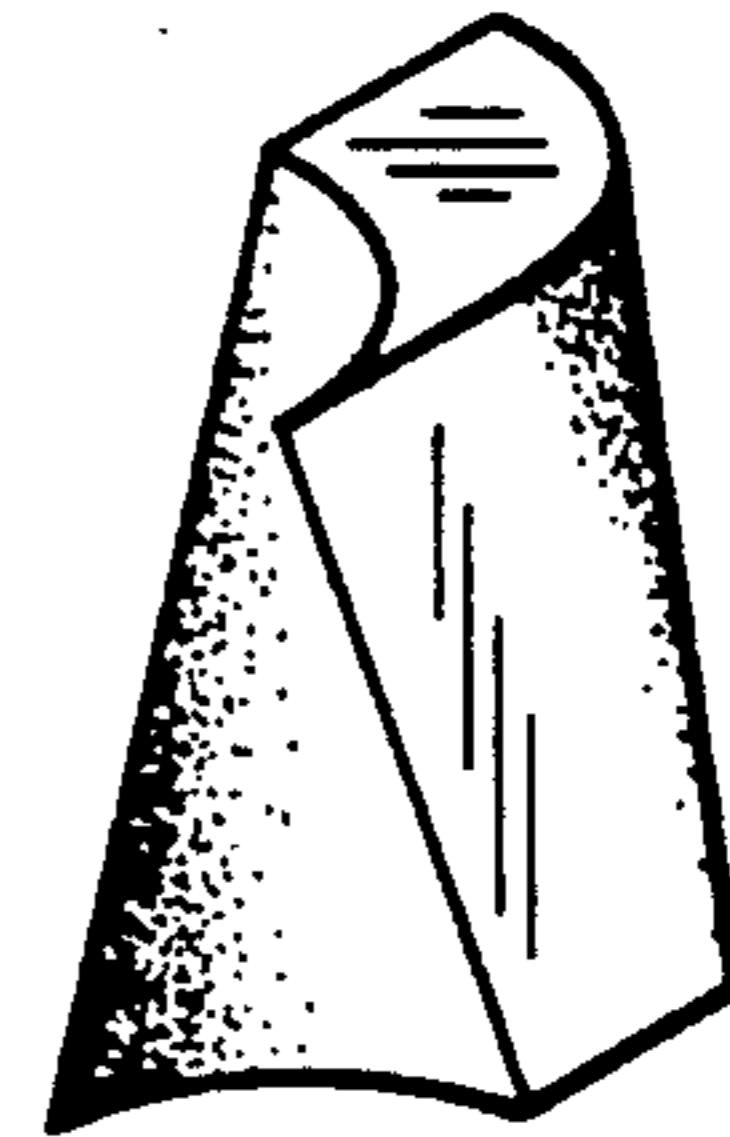


FIG. 5




FIG. 6

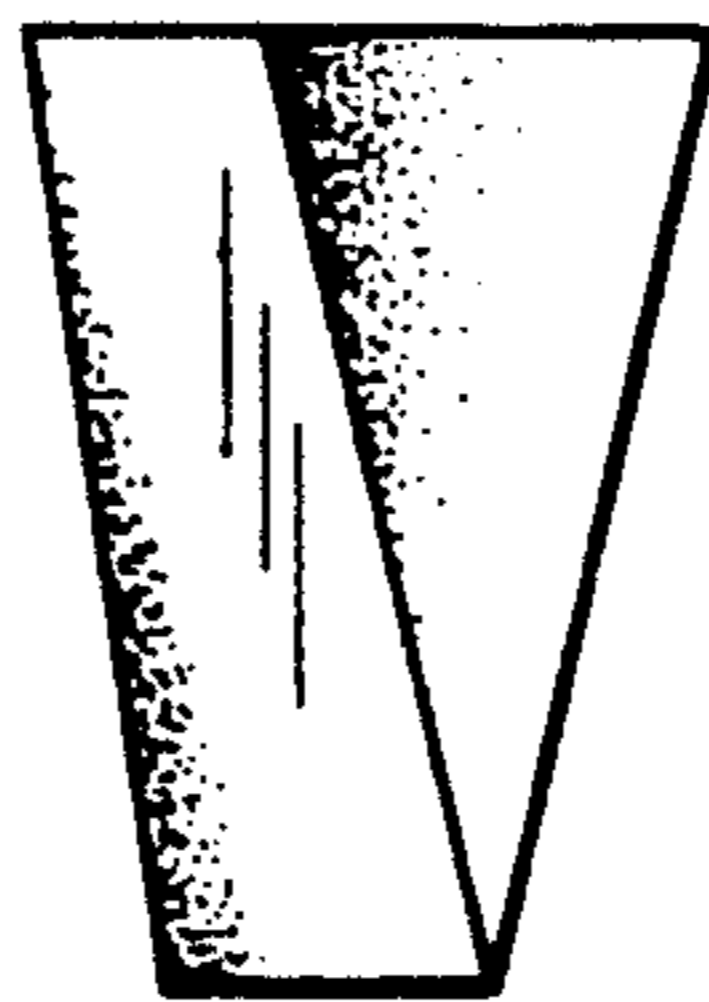


FIG. 7



FIG. 8




FIG. 9




FIG. 10




FIG. 11



FIG. 12

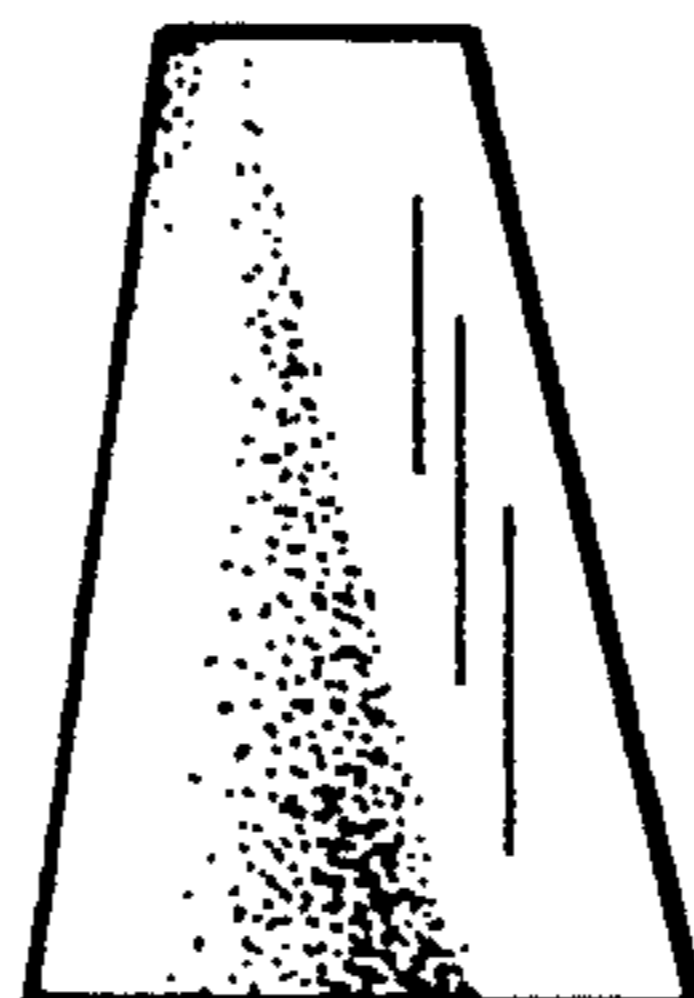


FIG. 13

