



US00D337215S

United States Patent [19]

Lange

[11] Patent Number: **Des. 337,215**

[45] Date of Patent: **** Jul. 13, 1993**

[54] CHAIR

[76] Inventor: **Gerd Lange, D-6749 Kapsweyer, Fed. Rep. of Germany**

[**] Term: **14 Years**

[21] Appl. No.: **554,576**

[22] Filed: **Jul. 17, 1990**

[30] Foreign Application Priority Data

Jan. 22, 1990 [DE] Fed. Rep. of Germany M
9000538.4

[52] U.S. Cl. **D6/373; D6/379**

[58] Field of Search **D6/334, 369, 370, 371, D6/372, 373, 374, 375, 376, 379, 500, 501, 502; 297/418, 419, 445, 447**

[56] References Cited

U.S. PATENT DOCUMENTS

D. 100,182 6/1936 Terker D6/379
D. 224,191 7/1972 Strässle D6/372

D. 263,525 3/1982 Celby D6/369
D. 279,055 6/1985 Pollock D6/373
D. 308,300 6/1990 Dozsa-Farkas D6/372
D. 310,142 8/1990 Lange D6/379
D. 319,930 9/1991 Glendinning D6/379 X
D. 329,546 9/1992 Snodgrass D6/374

OTHER PUBLICATIONS

Schöner Wohnen, Jan. 1987, p. 111, Chair at top left.
Interiors, Sep. 1988, p. 259, Chair at top right.

Primary Examiner—Alan P. Douglas
Assistant Examiner—Gary D. Watson
Attorney, Agent, or Firm—Dvorak and Traub

[57] CLAIM

The ornamental design for a chair, as shown and described.

DESCRIPTION

FIG. 1 is a perspective drawing of a chair;
FIG. 2 is the chair shown in FIG. 1 in side elevation;
FIG. 3 is a front elevation of the chair of FIG. 1; and,
FIG. 4 is a back view of the chair of FIG. 1.




FIG. 1

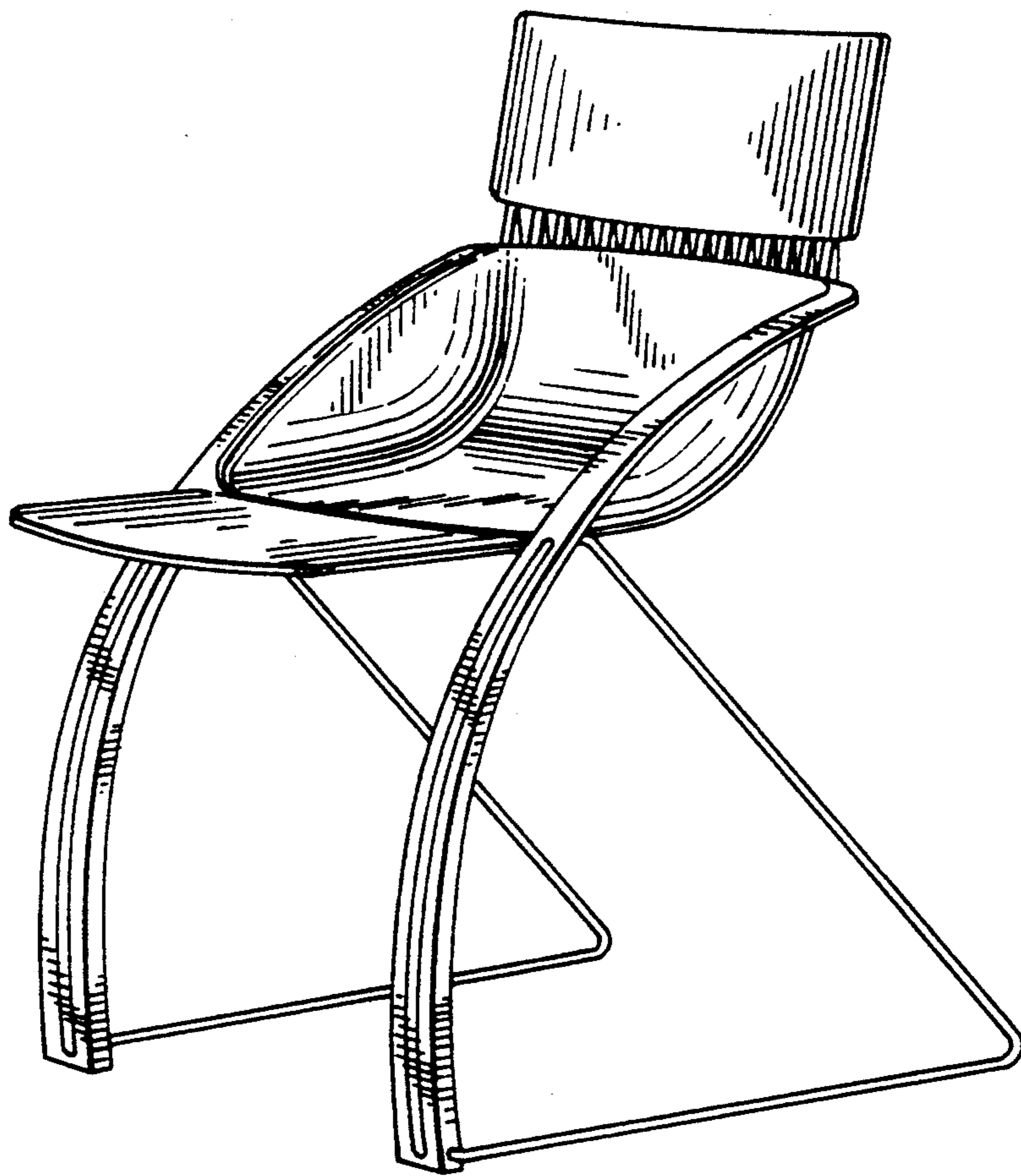


FIG. 3

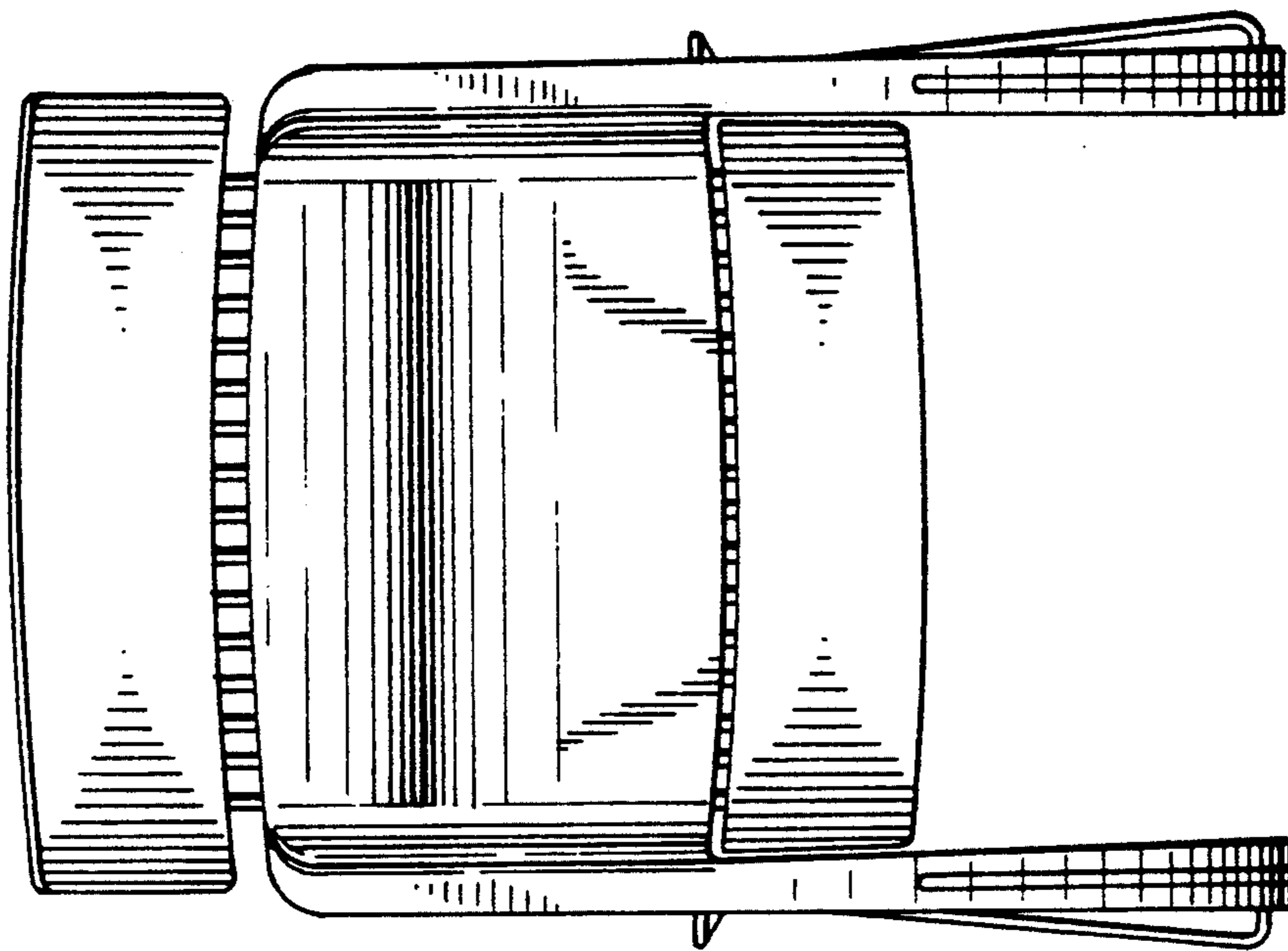


FIG. 2

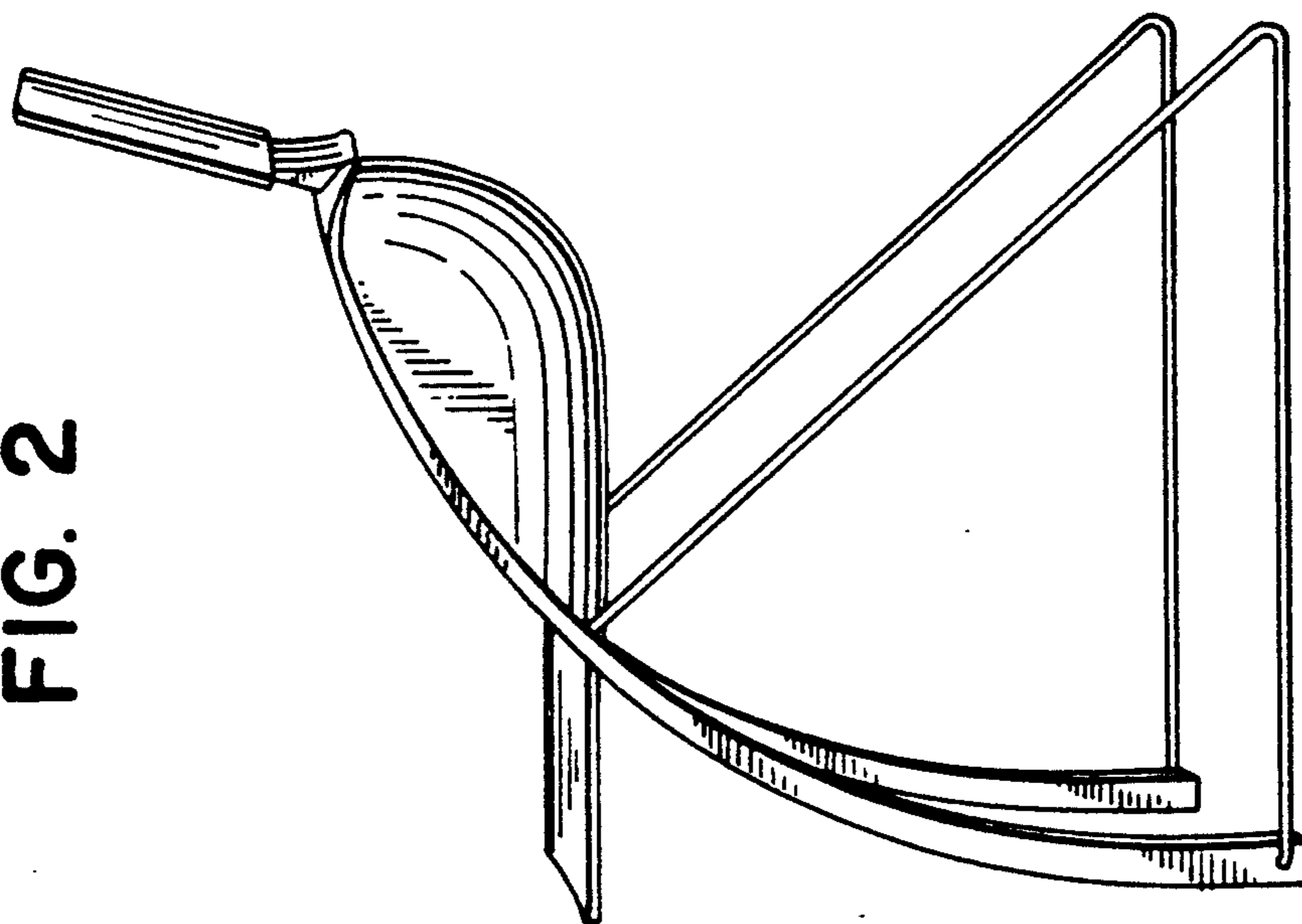


FIG. 4

