



US00D337200S

United States Patent [19] Keller

[11] Patent Number: **Des. 337,200**

[45] Date of Patent: **** Jul. 13, 1993**

[54] **KEY RING HOLDER**

[75] Inventor: **Steven C. Keller, Island Lake, Ill.**

[73] Assignee: **Illinois Tool Works, Inc., Glenview, Ill.**

[**] Term: **14 Years**

[21] Appl. No.: **759,079**

[22] Filed: **Sep. 13, 1991**

[52] U.S. Cl. **D3/61**

[58] Field of Search **D3/61-65, D3/103; 70/456 R, 456 B, 457-460; 24/3 K, 3 L, 3 M, 298-302**

803,839 11/1905 Merrill 70/459
 1,600,118 9/1926 Long 70/456 R
 2,871,691 2/1959 Bacon 70/458

Primary Examiner—A. Hugo Word
Assistant Examiner—R. Seifert
Attorney, Agent, or Firm—T. W. Buckman; J. P. O'Brien

[57] **CLAIM**

The ornamental design for a key ring holder, as shown and described.

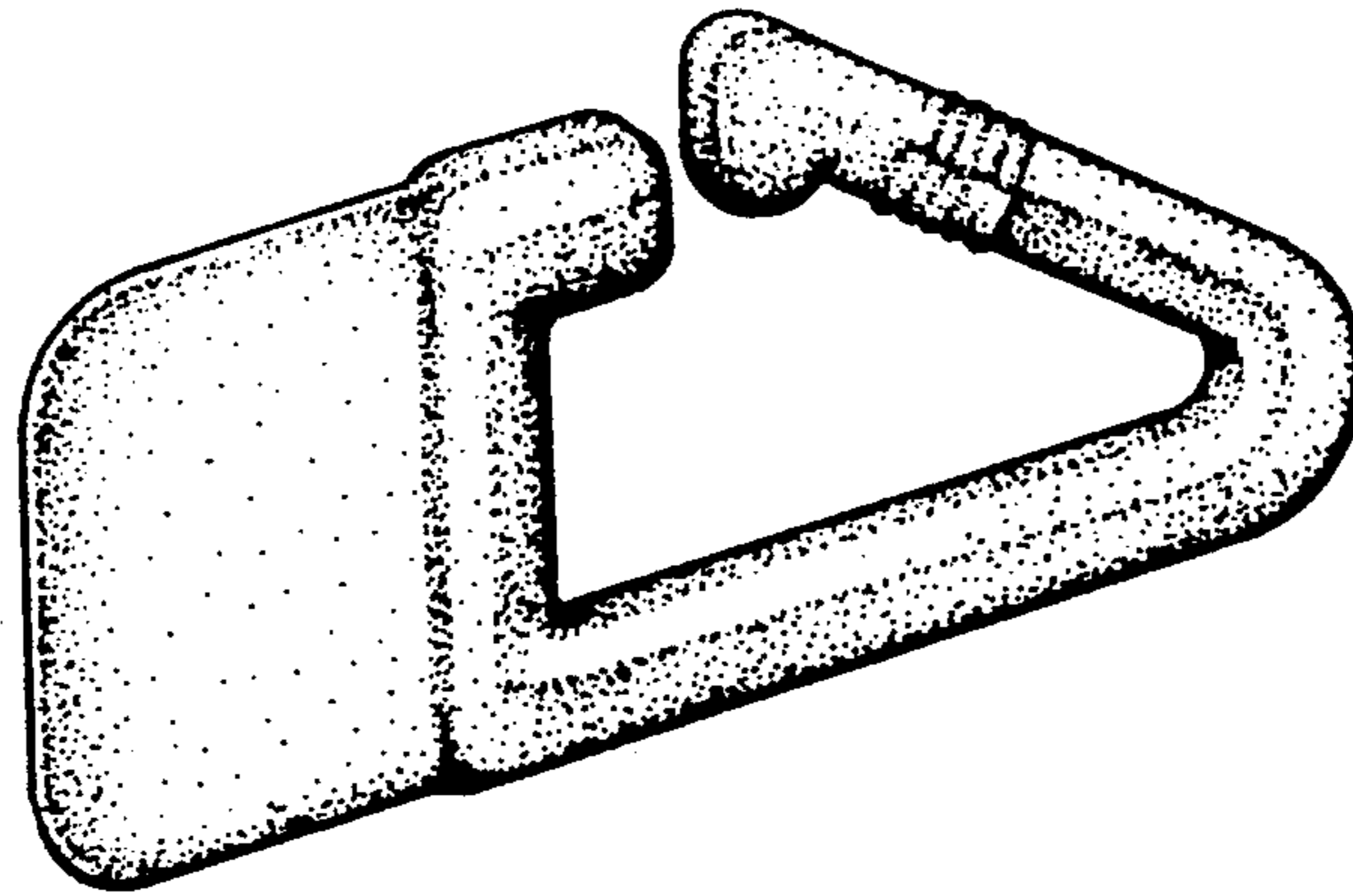
DESCRIPTION

FIG. 1 is a front perspective view of a key ring holder showing my new design;
 FIG. 2 is a rear elevational view thereof;
 FIG. 3 is a side elevational view taken from the left side of FIG. 2; and,
 FIG. 4 is an identical view to FIG. 3 with the exception the flexible arm is shown bent to an open position to receive keys thereon.

[56] **References Cited**

U.S. PATENT DOCUMENTS

D. 178,482 8/1956 Bacon D3/61
 D. 205,451 8/1966 Schwartz D3/63
 D. 265,778 8/1982 Brentini D3/61






FIG. 1

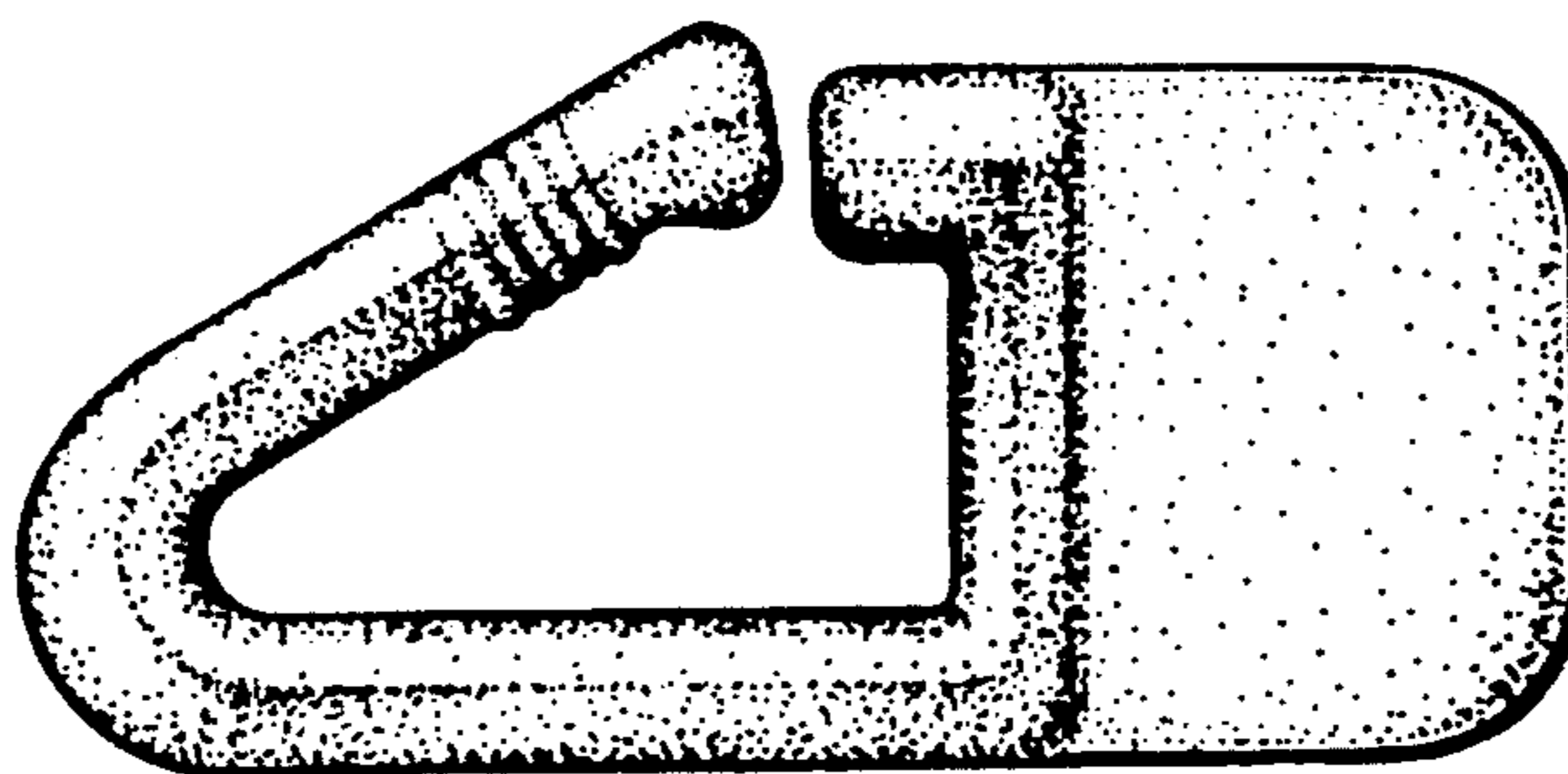


FIG. 2



FIG. 3

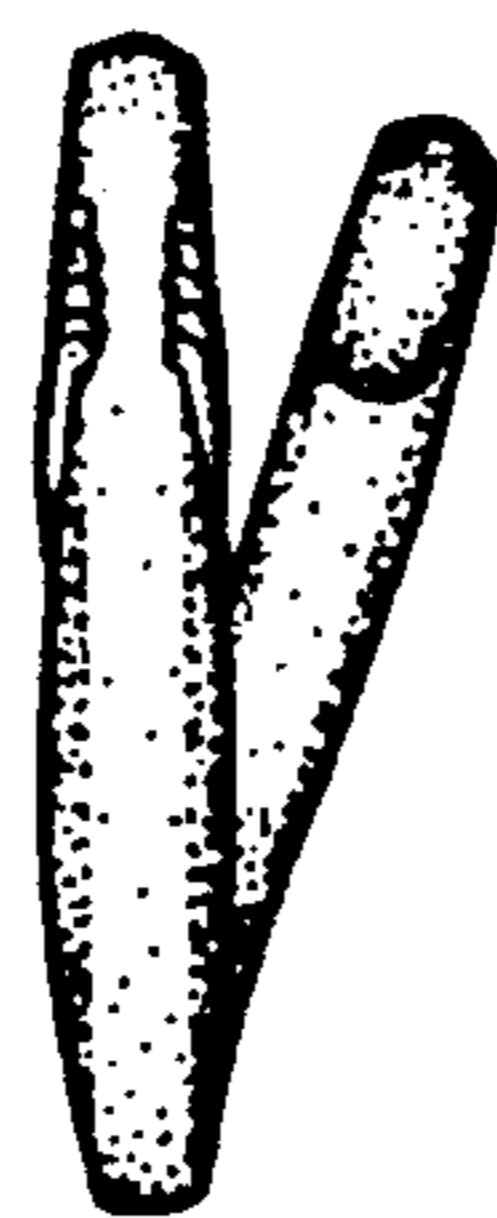


FIG. 4