



US00D337197S

# United States Patent [19]

[11] Patent Number: **Des. 337,197**

Krutsch et al.

[45] Date of Patent: **\*\* Jul. 13, 1993**

[54] **GOLF BAG CARRYING STRAP**

[75] Inventors: **Alan W. Krutsch, Shorewood, Minn.;**  
**John J. Chase, Santa Barbara, Calif.**

[73] Assignee: **Coyote Sports, Inc., Minnetonka, Minn.**

[\*\*] Term: **14 Years**

[21] Appl. No.: **586,053**

[22] Filed: **Sep. 21, 1990**

[52] U.S. Cl. .... **D3/37**

[58] Field of Search ..... **D3/37; D2/627;**  
**206/315.2-315.6**

2,008,759 7/1935 Howard ..... 206/315.3 X  
 2,436,688 2/1948 Corbett .  
 2,587,029 2/1952 Burton, Jr. et al. .  
 2,820,498 1/1958 Endee ..... 206/315.5 X  
 2,861,614 11/1958 Kish, Jr. .  
 4,164,969 8/1979 Dien .

*Primary Examiner*—A. Hugo Word  
*Assistant Examiner*—Doris V. Coles  
*Attorney, Agent, or Firm*—Kinney & Lange

### [57] CLAIM

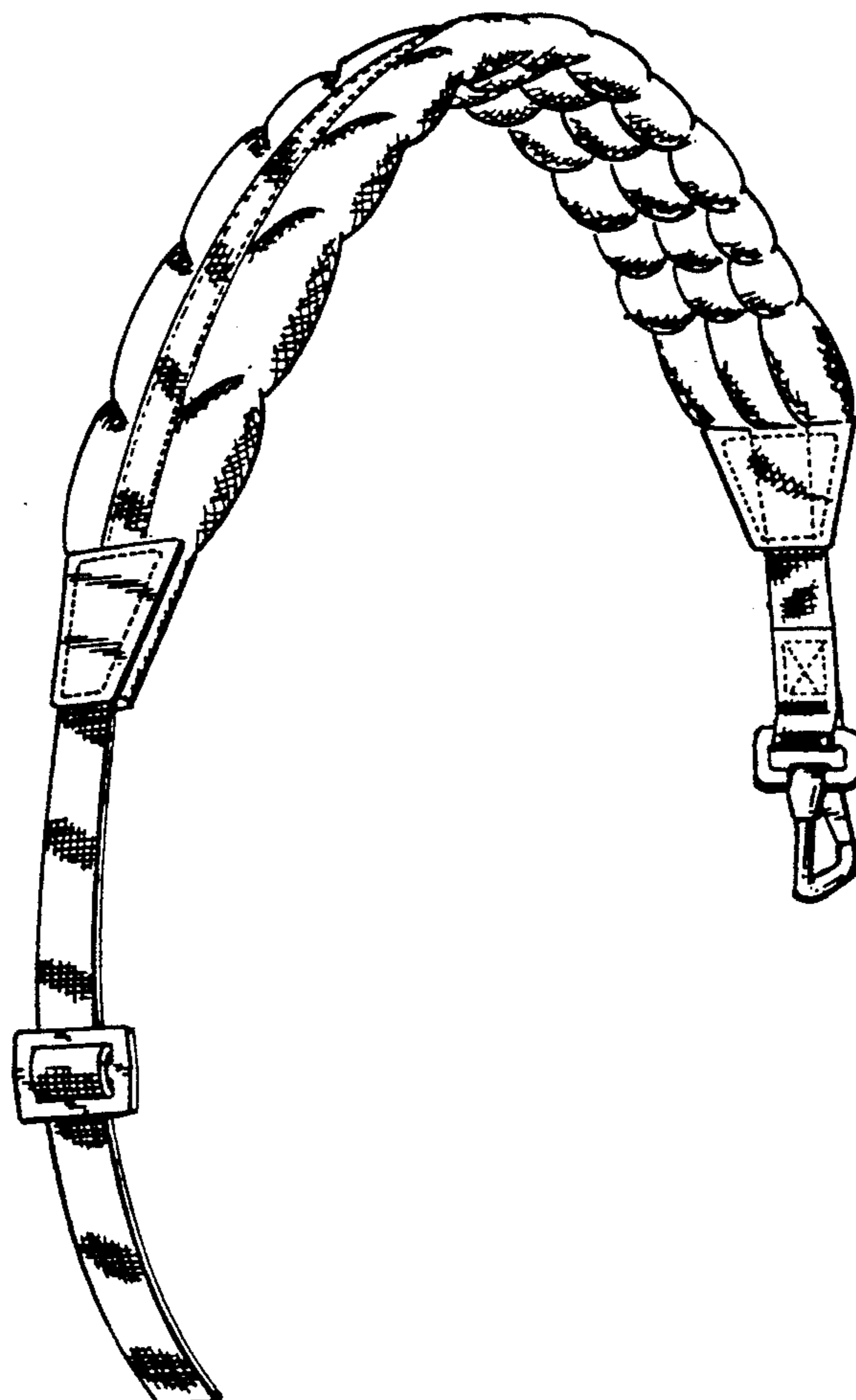
The ornamental design for a golf bag carrying strap, as shown and described.

### DESCRIPTION

FIG. 1 is a view in perspective of a golf bag carrying strap showing our new design;  
 FIG. 2 is a view in top plan;  
 FIG. 3 is a view in bottom plan;  
 FIG. 4 is a view in side elevation the side opposite being a mirror image;  
 FIG. 5 is a view in end elevation as seen from right to left of FIG. 2; and,  
 FIG. 6 is a view in end elevation as seen from the end opposite that shown in FIG. 5.

[56] **References Cited**  
**U.S. PATENT DOCUMENTS**

D. 49,101	5/1916	Stevenson .....	D3/37
D. 111,138	6/1928	Firle .....	D3/37
D. 113,325	2/1939	Hughes, Jr. ....	D3/37
D. 202,635	10/1965	Rashkow .....	D3/37
D. 205,363	7/1966	Penna .....	D3/37
D. 213,010	12/1968	Penna .....	D3/37
D. 217,565	5/1970	Renshaw .....	D3/37
D. 308,441	6/1990	Quellais .....	D3/37






Fig. 5

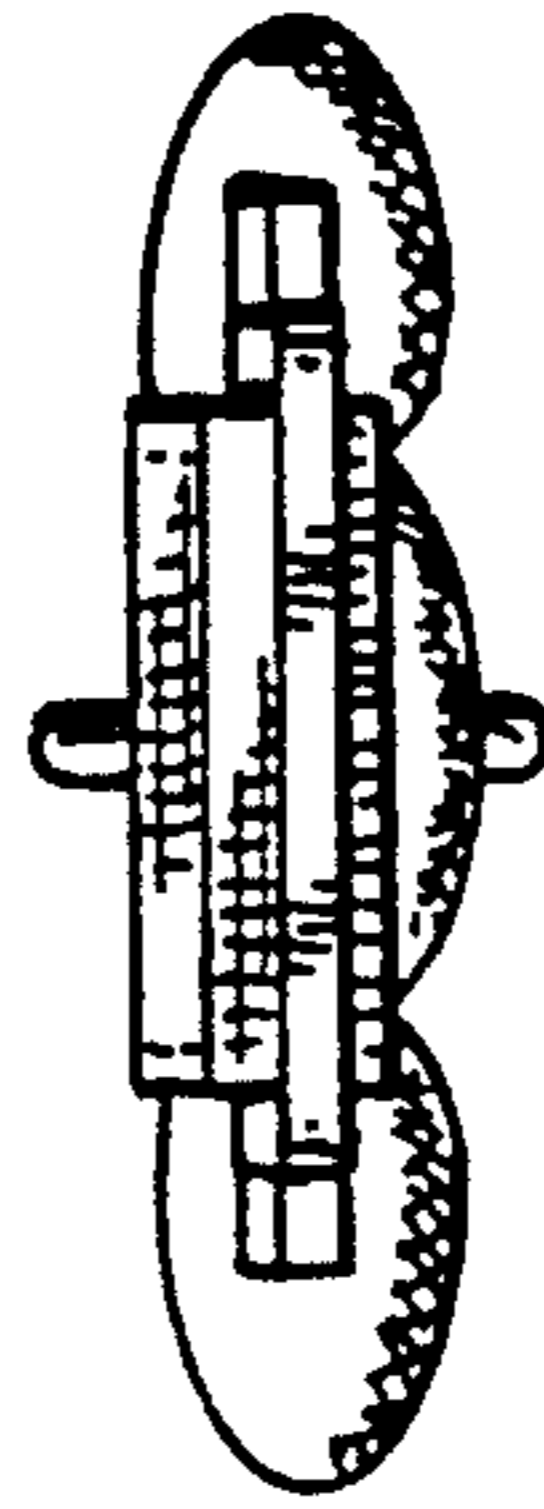


Fig. 6

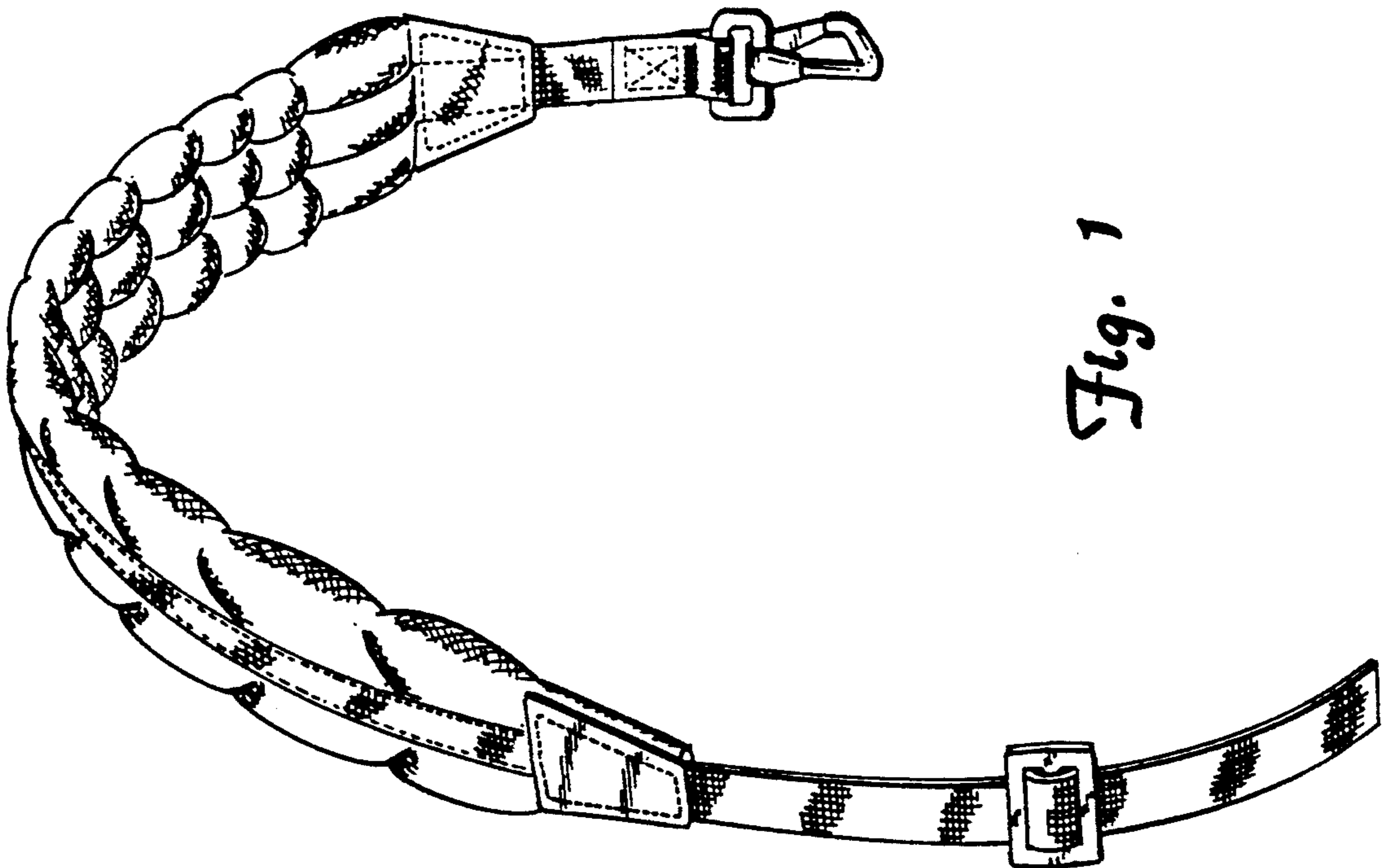


Fig. 1

Fig. 2




Fig. 3




Fig. 4

