



US00D337185S

United States Patent [19]

[11] Patent Number: **Des. 337,185**

Wulff

[45] Date of Patent: **** Jul. 6, 1993**

- [54] **CARPET VACUUM CLEANER**
- [75] Inventor: **Richard F. Wulff, Maple Plain, Minn.**
- [73] Assignee: **Castex Industries, Inc., Holland, Mich.**
- [**] Term: **14 Years**
- [21] Appl. No.: **527,035**
- [22] Filed: **May 22, 1990**
- [52] U.S. Cl. **D32/21; D32/15**
- [58] Field of Search **D32/1, 15-16, D32/19-22; 15/320, 321, 340.2, 340.3, 340.4, 49.1, 50.1, 50.3, 52.1, 78, 79.1, 79.2, 82, 87, 347, 349, 352; 55/305**

- D. 273,621 4/1984 Hauto et al. D32/16
- D. 290,053 5/1987 Block D32/15
- D. 290,054 5/1987 Block D32/15
- D. 298,479 11/1988 Jacobs et al. D32/16

OTHER PUBLICATIONS

Advance Machine Company Specifications, ©1983.

Primary Examiner—A. Hugo Word
Assistant Examiner—Ruth McInvoy
Attorney, Agent, or Firm—Price, Heneveld, Cooper, DeWitt & Litton

[57] CLAIM


The ornamental design for a carpet vacuum cleaner, as shown and described.

DESCRIPTION

FIG. 1 is a perspective view of the top, front and one side of a carpet vacuum cleaner showing my new design;
 FIG. 2 is a front elevational view thereof;
 FIG. 3 is a left side elevational view thereof;
 FIG. 4 is a right side elevational view thereof;
 FIG. 5 is a rear elevational view thereof; and,
 FIG. 6 is a top plan view thereof.

[56] **References Cited**
U.S. PATENT DOCUMENTS

- D. 183,080 6/1958 Ashton D32/16
- D. 183,552 9/1958 Barmov et al. D32/16
- D. 202,170 9/1965 Little et al. D32/16
- D. 255,356 6/1980 Block D32/16
- D. 258,963 4/1981 Phillips D32/16
- D. 263,475 3/1982 Block D32/16






FIG. 1

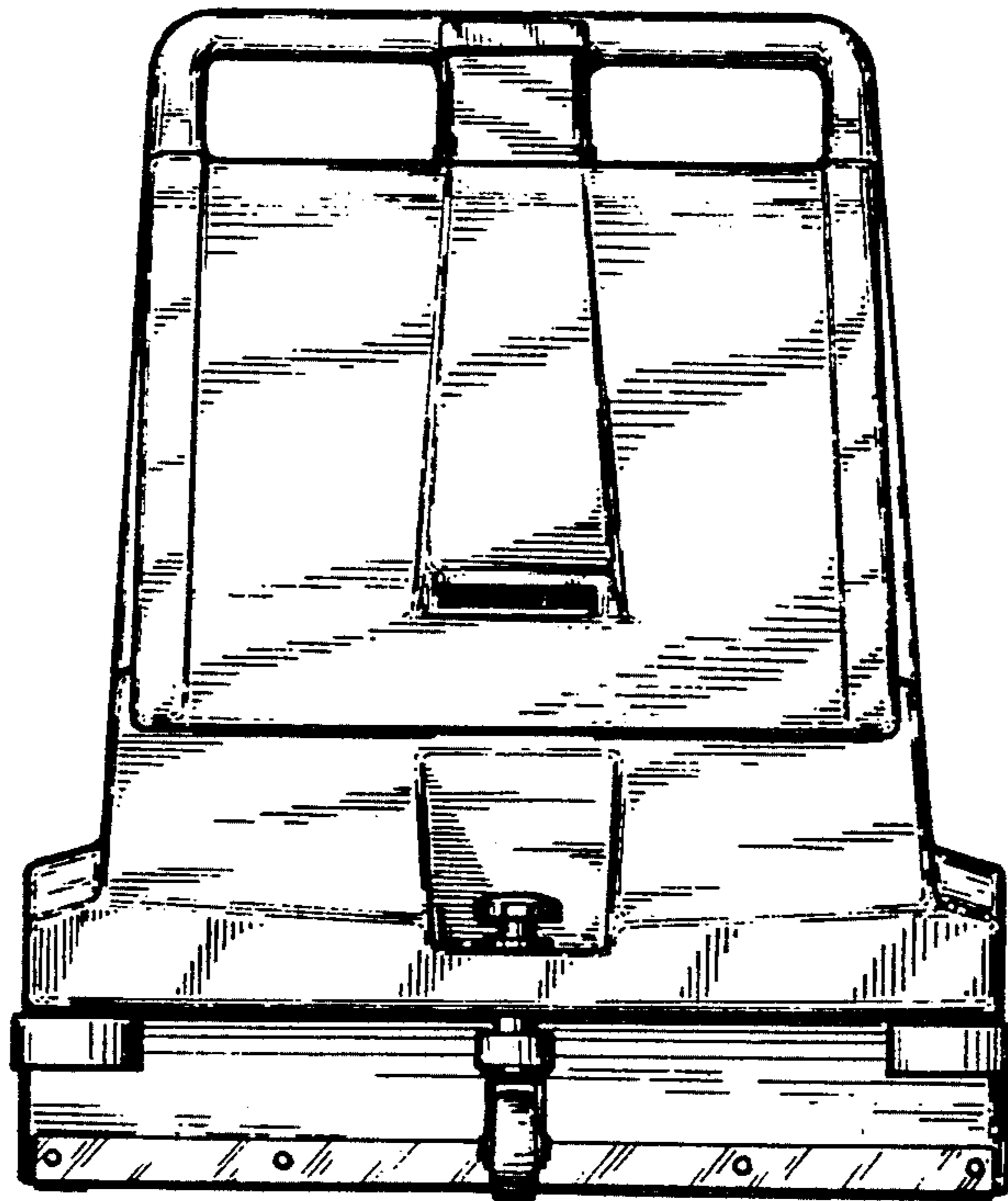


FIG. 2




FIG. 3




FIG. 4

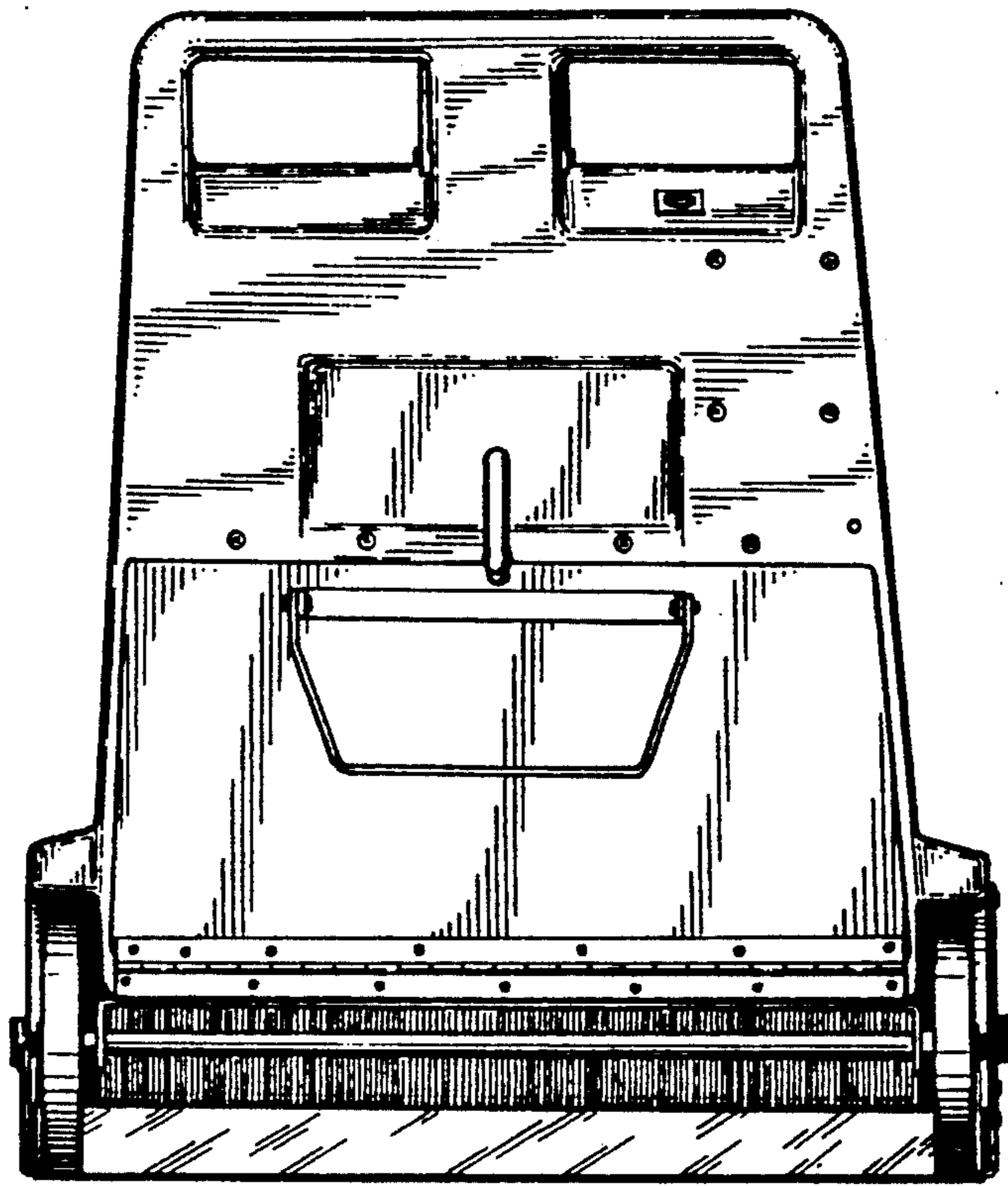


FIG. 5

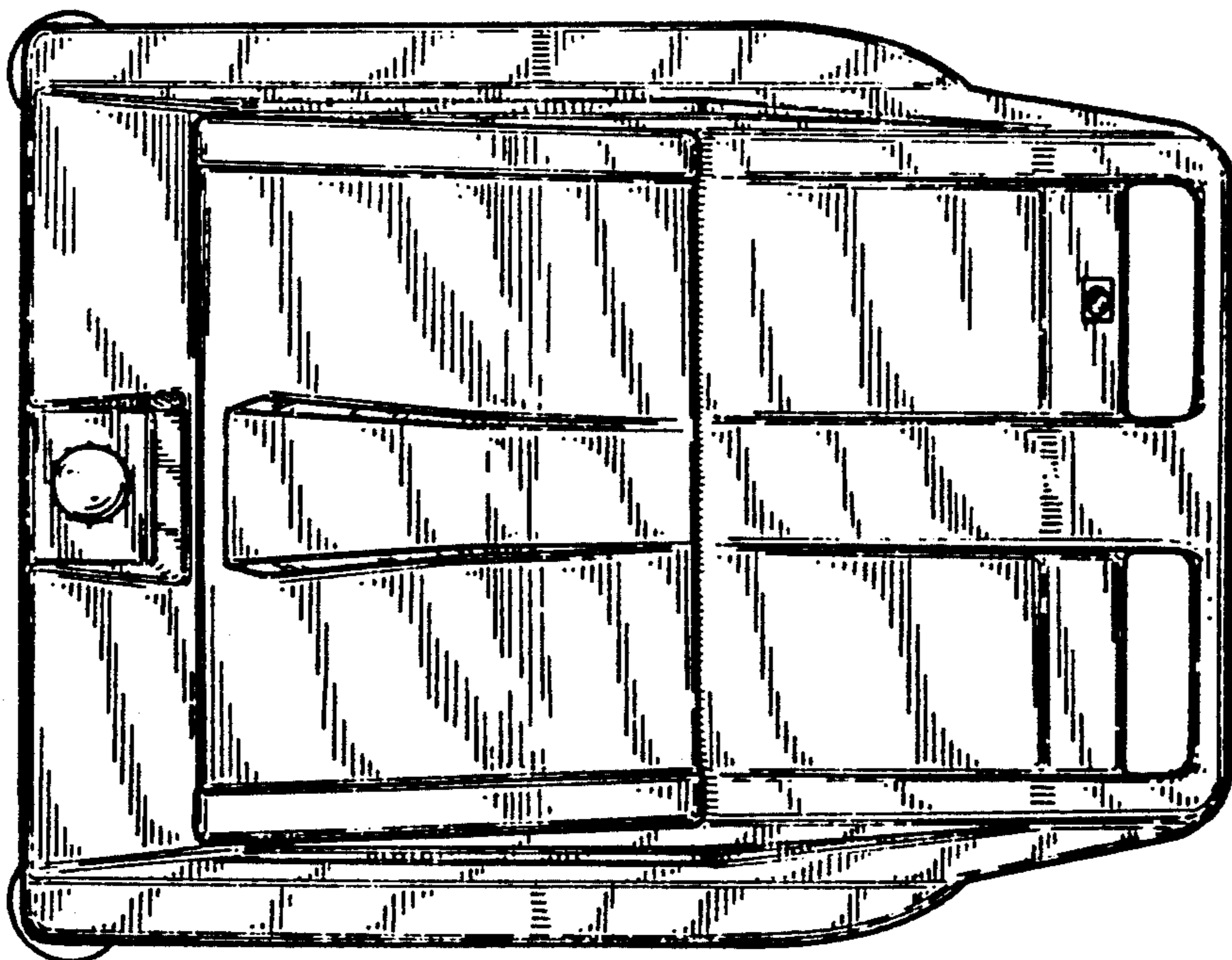


FIG. 6