



US00D337145S

United States Patent [19]

[11] Patent Number: **Des. 337,145**

Horton-Corcoran

[45] Date of Patent: **** Jul. 6, 1993**

[54] **STOCK FOR A CROSSBOW**

[75] Inventor: **Bernard Horton-Corcoran,**
Ross-Shire, Scotland

[73] Assignee: **Horton Manufacturing Company Inc.,**
Stow, Ohio

[**] Term: **14 Years**

[21] Appl. No.: **639,059**

[22] Filed: **Jan. 9, 1991**

[52] U.S. Cl. **D22/107; D22/103**

[58] Field of Search **D22/107, 103; 124/35.1,**
124/31, 25, 25.5, 40

Barnett International, Inc., P.O. Box 934, Odessa, Fla. 33556; 1991 Catalog, pp. 7, 8 and 9.

Pro Line Company, 1675 Gun Lake Road, Hastings, Mich. 49058; 4 page catalog; 1988.

San Marino, Archer Sport s.r.l., 1-25080 Soiano del Lago, Italy; 4 catalog pages.

Primary Examiner—A. Hugo Word

Assistant Examiner—Doris V. Coles

Attorney, Agent, or Firm—Renner, Kenner, Greive, Bobak, Taylor & Weber

[57] CLAIM

The ornamental design for a stock for a crossbow, as shown and described.

[56] References Cited

U.S. PATENT DOCUMENTS

1,824,503	9/1931	Russell	124/40 X
3,125,998	3/1964	Stevens	124/25
3,483,857	12/1969	Jones	124/25
3,581,729	6/1971	Jones	124/25
4,192,281	3/1980	King	124/40 X
4,649,891	3/1987	Bozek	124/25
4,766,874	8/1988	Nishioka	124/25
5,025,771	6/1991	Hanson	124/25

OTHER PUBLICATIONS

Horton Manufacturing Company, Inc., 1325 Waterloo Road, Suffield, Ohio 44260; "Horton 1990 Catalog", pp. 3 and 4.

DESCRIPTION

FIG. 1 is a right side elevational view of a stock for a crossbow, showing my new design, the left side being a mirror image thereof;

FIG. 2 is an enlarged front elevational view thereof;

FIG. 3 is an enlarged rear elevational view thereof;

FIG. 4 is a bottom plan view thereof;

FIG. 5 is a top plan view thereof;

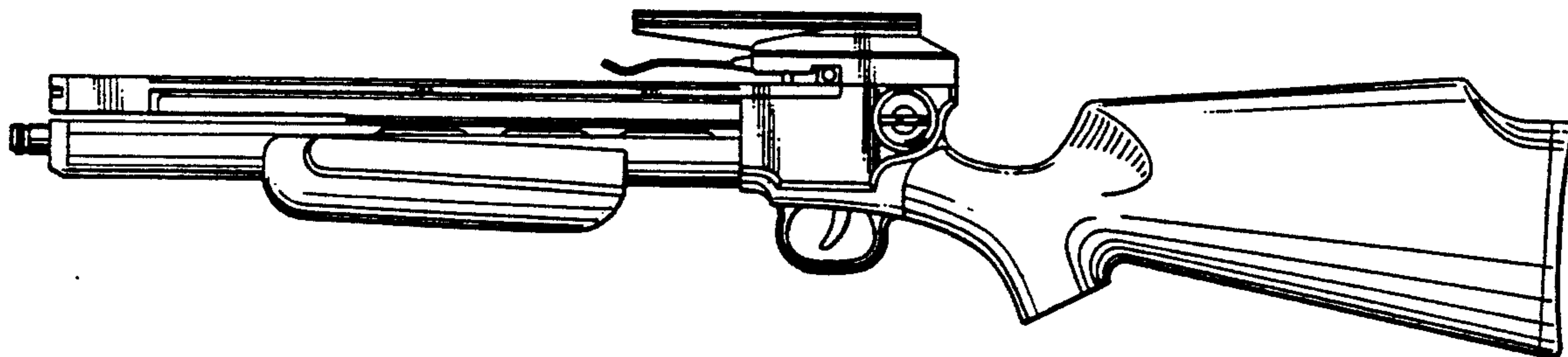
FIG. 6 is a right side elevational view of a second embodiment, the left side being a mirror image thereof;

FIG. 7 is a top plan view thereof;

FIG. 8 is a bottom plan view thereof; and,

FIG. 9 is an enlarged rear elevational view thereof.

The front view of the second embodiment is identical to FIG. 2.



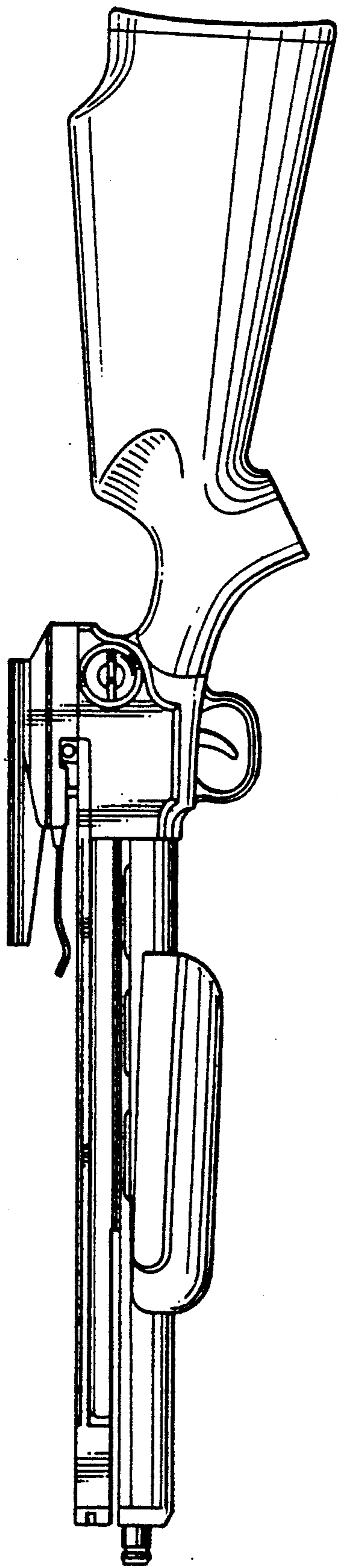


FIG. 1

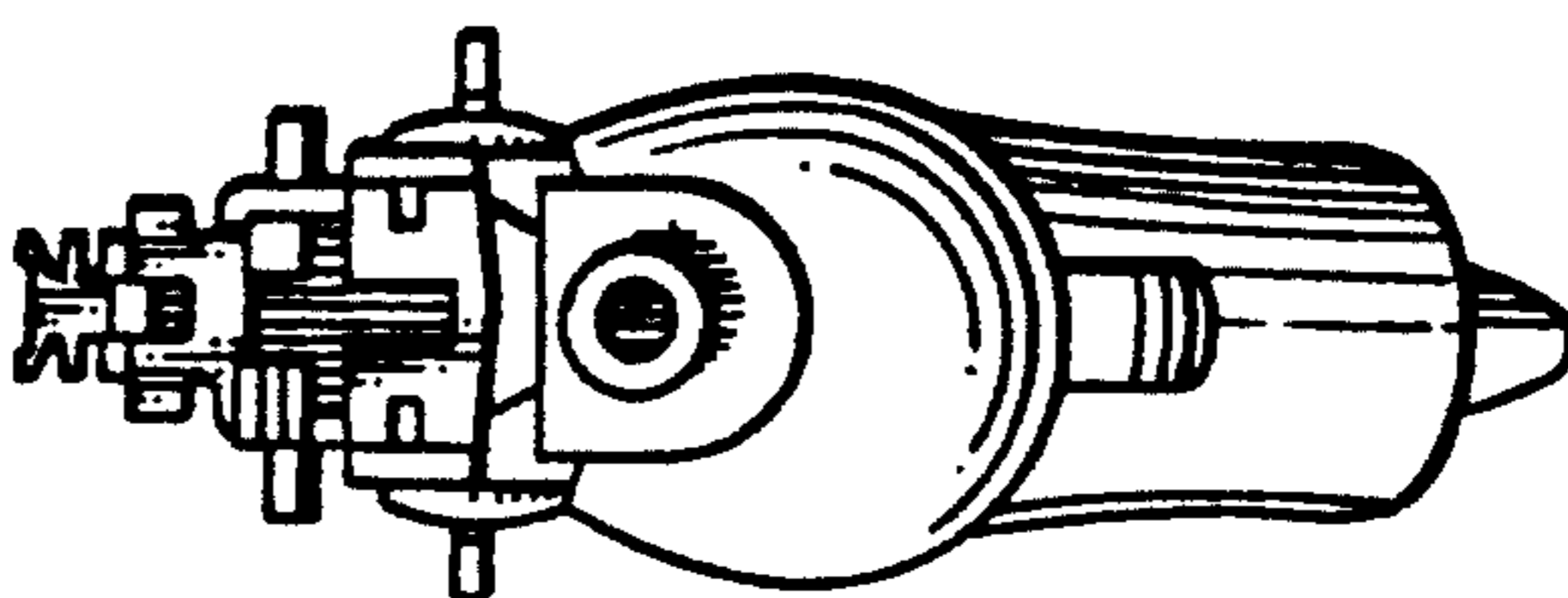


FIG. 2

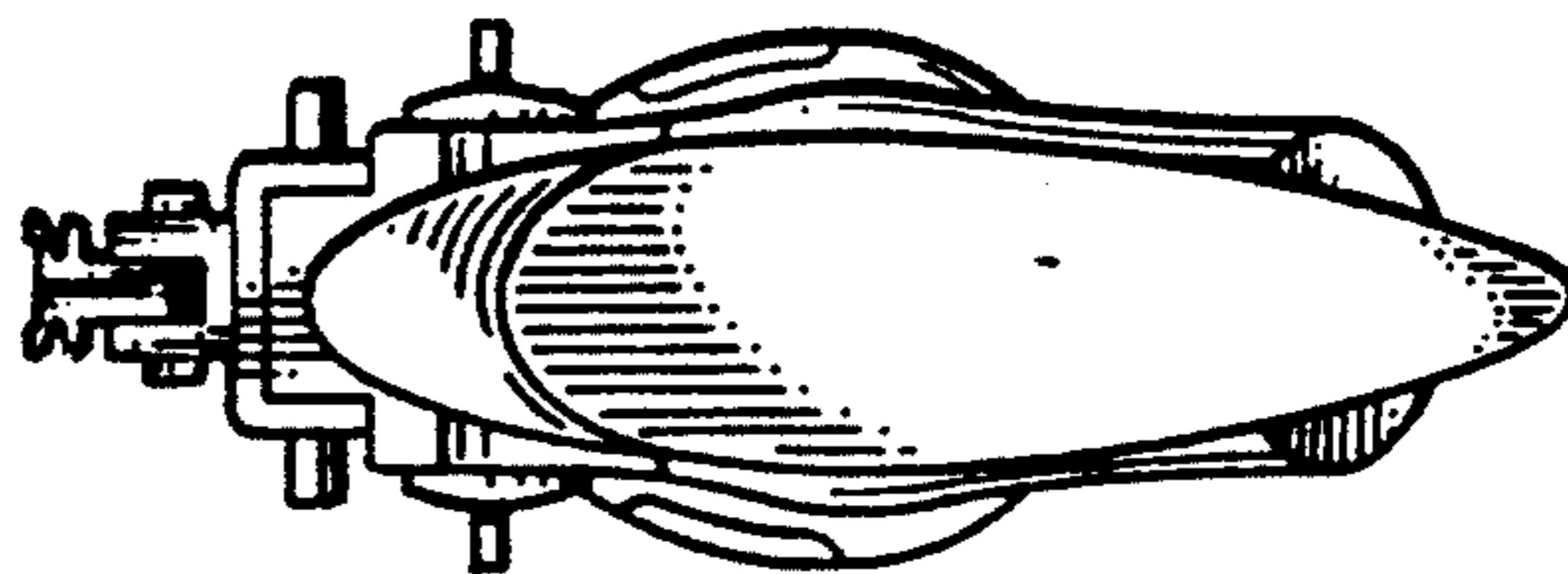


FIG. 9

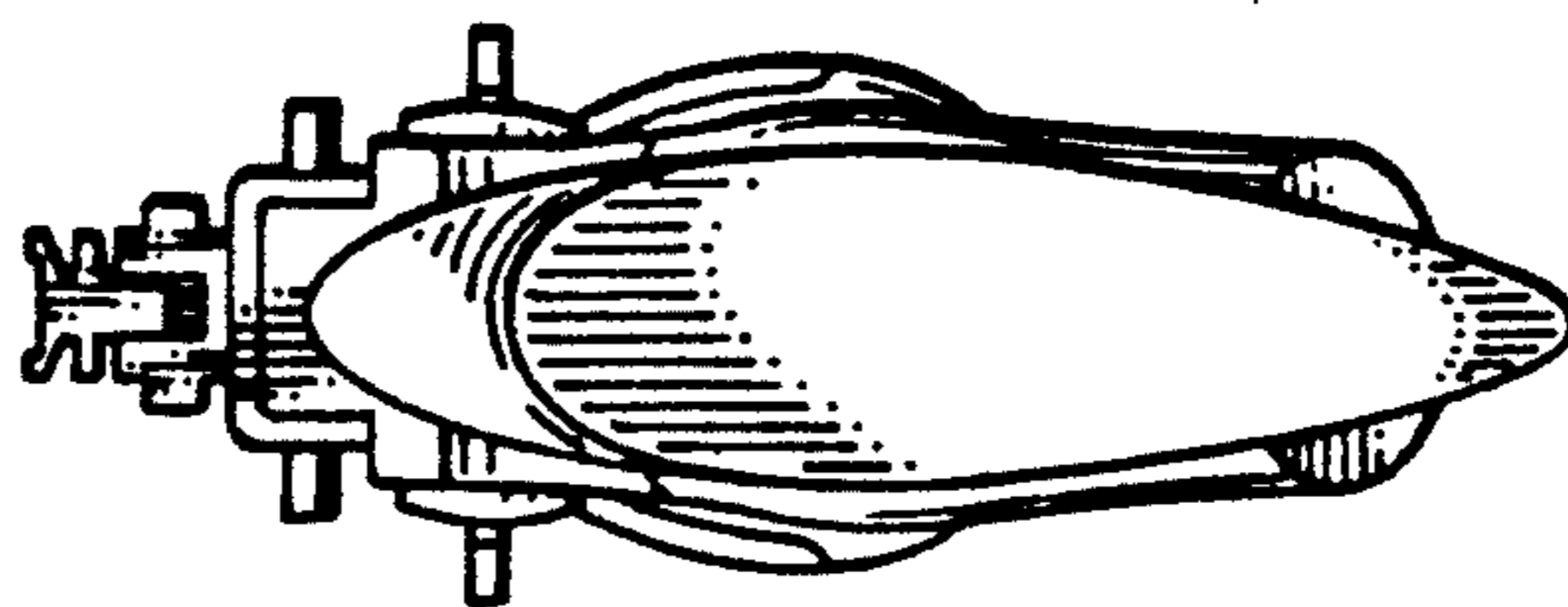


FIG. 3

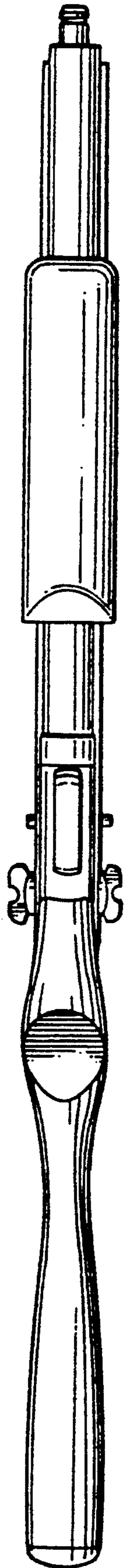


FIG. 4

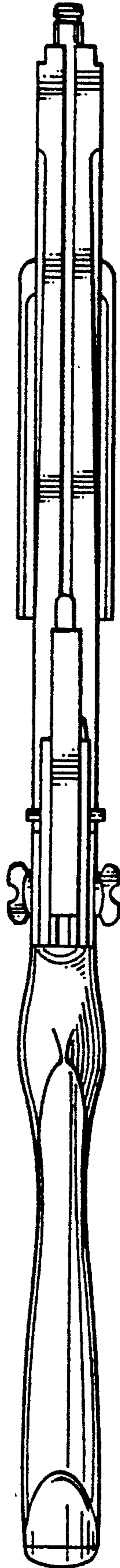


FIG. 5

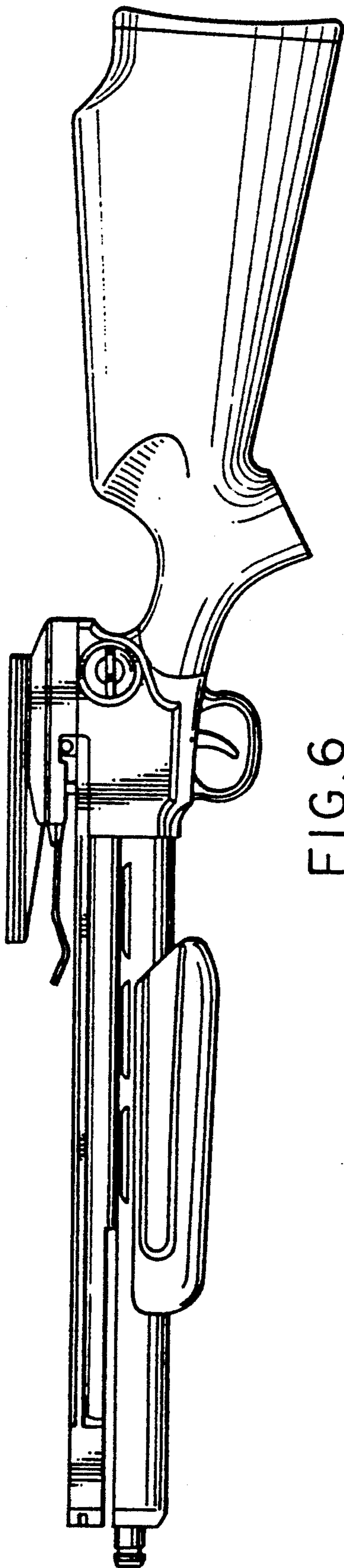


FIG. 6

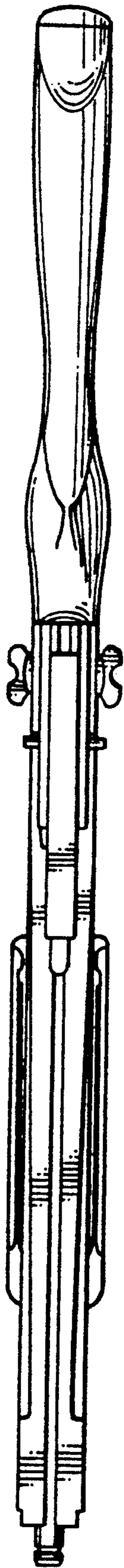


FIG. 7

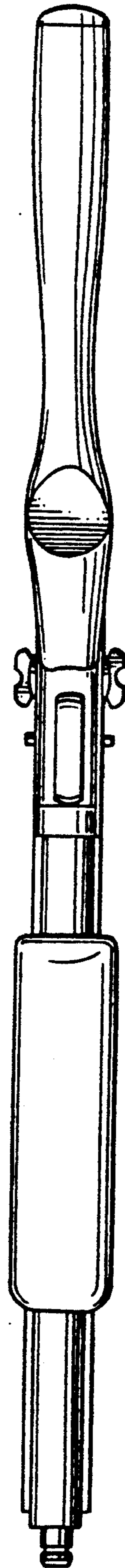


FIG. 8