



US00D337133S

United States Patent [19]

[11] Patent Number: **Des. 337,133**

Olsen et al.

[45] Date of Patent: **** Jul. 6, 1993**

[54] **TOY STRAP**

[76] Inventors: **Jerene M. Olsen**, 3527 E. Willow, Phoenix, Ariz. 85032; **Barbara G. Moehling**, 1065 W. Hillview, Mesa, Ariz. 85201

[**] Term: **14 Years**

[21] Appl. No.: **432,191**

[22] Filed: **Nov. 6, 1989**

[52] U.S. Cl. **D21/62**

[58] Field of Search **D2/512, 625, 229; 2/303, DIG. 11; 132/273, 275; 446/227; D6/339; D21/62, 63, 71, 59**

[56] **References Cited**

U.S. PATENT DOCUMENTS

D. 67,295	5/1925	Namiot	D2/625
D. 133,494	8/1942	Linder	D2/625
1,608,096	11/1926	Friedman	D2/625
1,912,970	6/1933	Cattell	D2/625

Primary Examiner—Bernard Ansher
Assistant Examiner—Sandra Morris
Attorney, Agent, or Firm—Warren F. B. Lindsley

[57] **CLAIM**

The ornamental design for a toy strap, as shown and described.

DESCRIPTION

FIG. 1 is a perspective view of a toy strap, showing our new design, the ends shown tied together, the broken line showing of the toy is for illustrative purposes only, and forms no part of the claimed design;

FIG. 2 is an enlarged top plan view thereof, the ends shown untied, the bottom plan view being a mirror image;

FIG. 3 is an enlarged front elevational view thereof, the rear plan view being a mirror image; and,

FIG. 4 is an enlarged view of the end thereof, illustrating the mounting of the tie strings, shown broken away for ease of illustration.



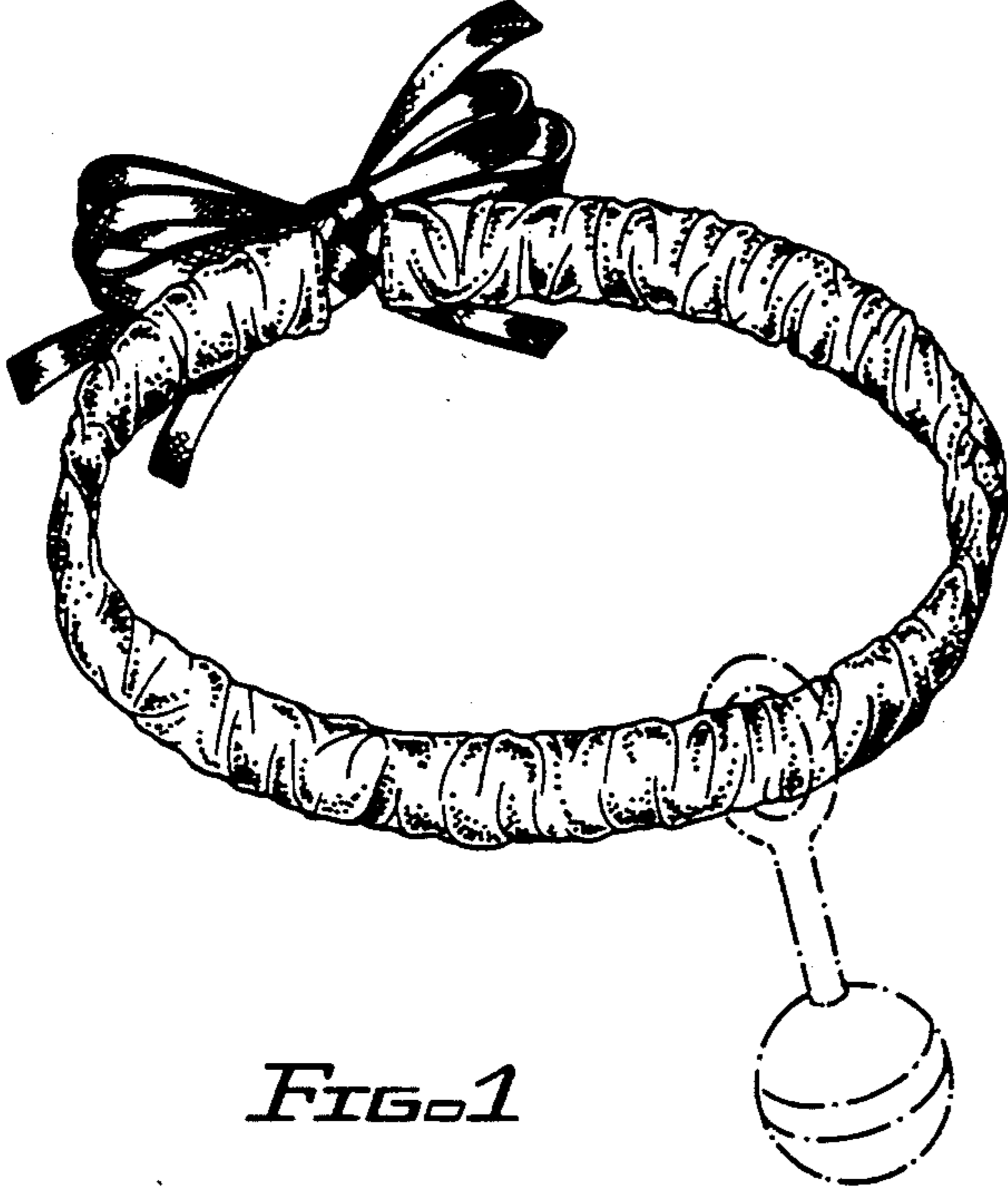


FIG 01

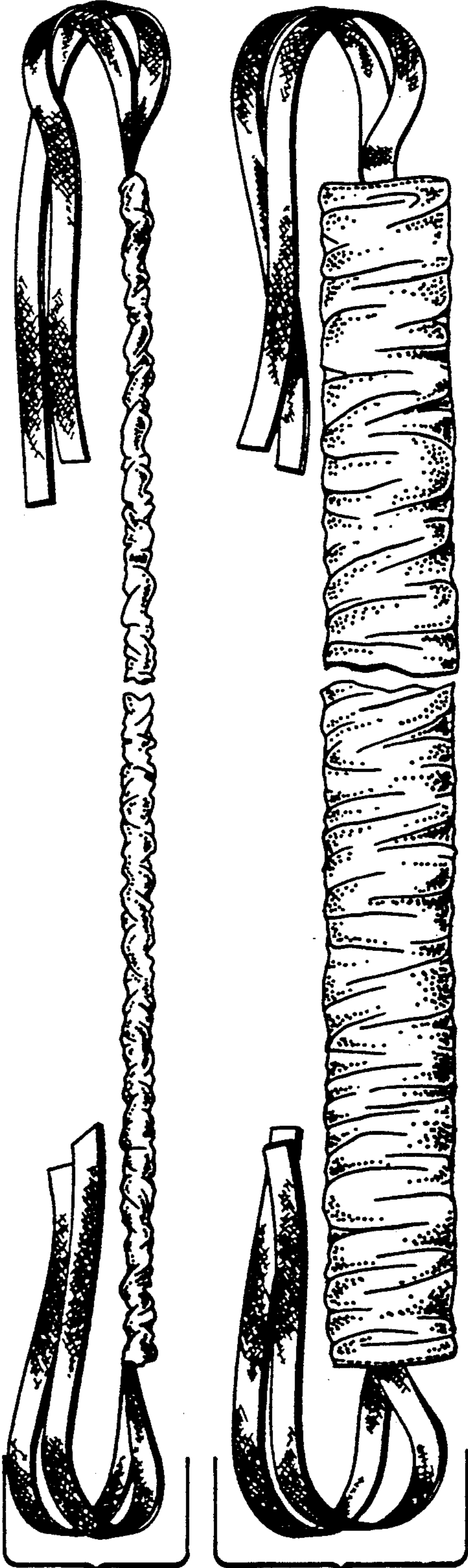


FIG 02

FIG 03




FIG 04