



US00D337126S

United States Patent [19]
Martin

[11] **Patent Number: Des. 337,126**
[45] **Date of Patent: ** Jul. 6, 1993**

- [54] **AUTOMATIC SHEET FEEDER FOR PORTABLE INKJET PRINTERS**
- [75] **Inventor: Randall W. Martin, The Woodlands, Tex.**
- [73] **Assignee: Compaq Computer Corporation, Houston, Tex.**
- [**] **Term: 14 Years**
- [21] **Appl. No.: 636,971**
- [22] **Filed: Dec. 31, 1990**
- [52] **U.S. Cl. D18/49; D18/44**
- [58] **Field of Search D18/44, 46, 47, 48, D18/49, 56; 400/619, 613, 613.2, 624-625, 629, 691; 226/74, 196; 355/308, 309, 321, 324; 271/145, 162-164, 207; 312/208; 211/50**

- [56] **References Cited**
- U.S. PATENT DOCUMENTS**
- 3,905,697 9/1975 Komori et al. 271/163
- 4,032,137 6/1977 Katayama et al. 271/164
- 4,793,606 12/1988 Yasuoka et al. 271/164
- 4,853,711 8/1989 Piatt 271/162
- 5,011,315 4/1991 Kitagawa et al. 400/624

FOREIGN PATENT DOCUMENTS

0090388	7/1980	Japan	400/613.2
0203021	11/1984	Japan	271/145
0230925	12/1984	Japan	271/145
0124451	6/1986	Japan	271/145

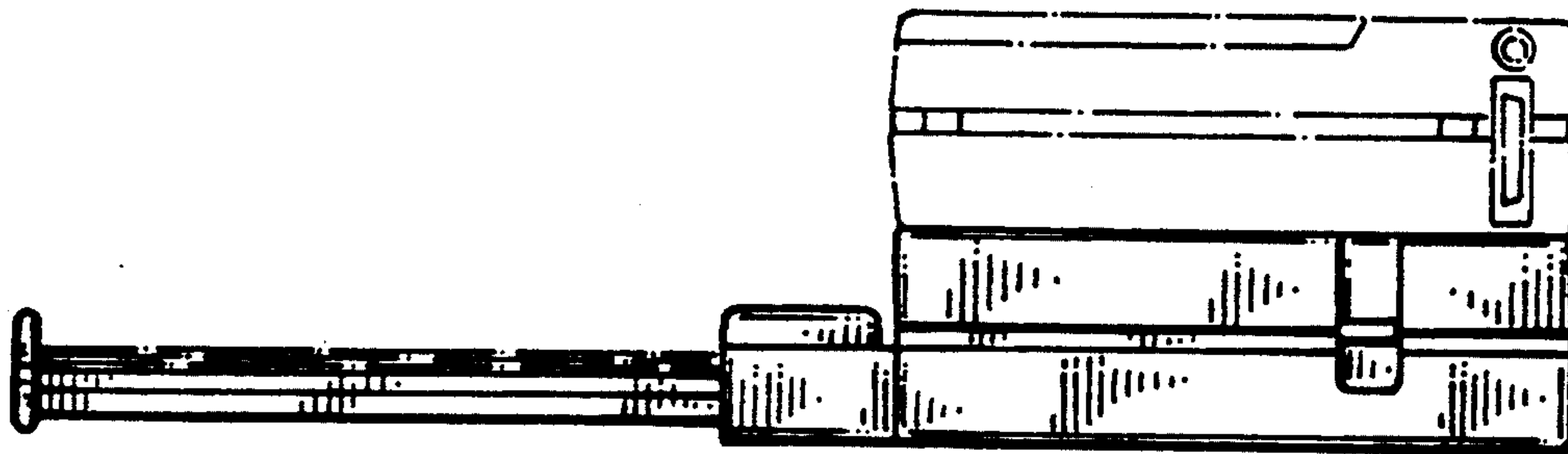
Primary Examiner—A. Hugo Word
Assistant Examiner—CathyAnne MacCormac
Attorney, Agent, or Firm—Irene Kosturakis; J. David Cabello; James R. Burdett

[57] **CLAIM**

The ornamental design for an automatic sheet feeder for portable inkjet printers, as shown and described.

DESCRIPTION

FIG. 1 is front elevational view of an automatic sheet feeder for portable inkjet printers showing my new design;
 FIG. 2 is a left side elevational view thereof, with a paper tray extending therefrom;
 FIG. 3 is top plan view thereof;
 FIG. 4 is a rear elevational view thereof;
 FIG. 5 is a right side elevational view thereof; and,
 FIG. 6 is a bottom plan view thereof.






FIG. 1

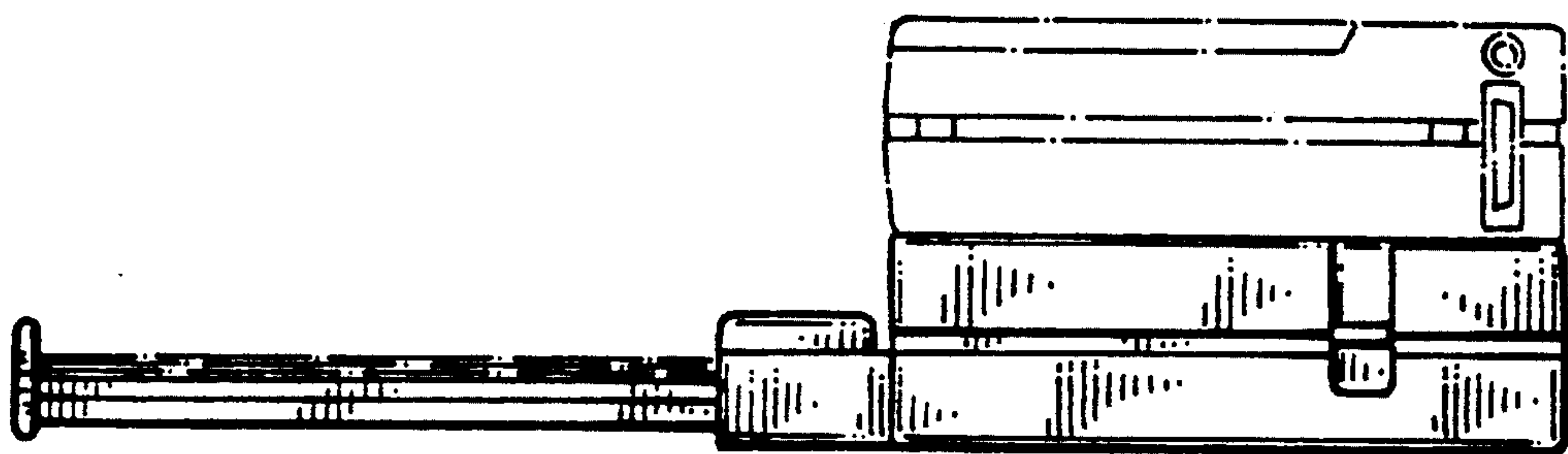


FIG. 2

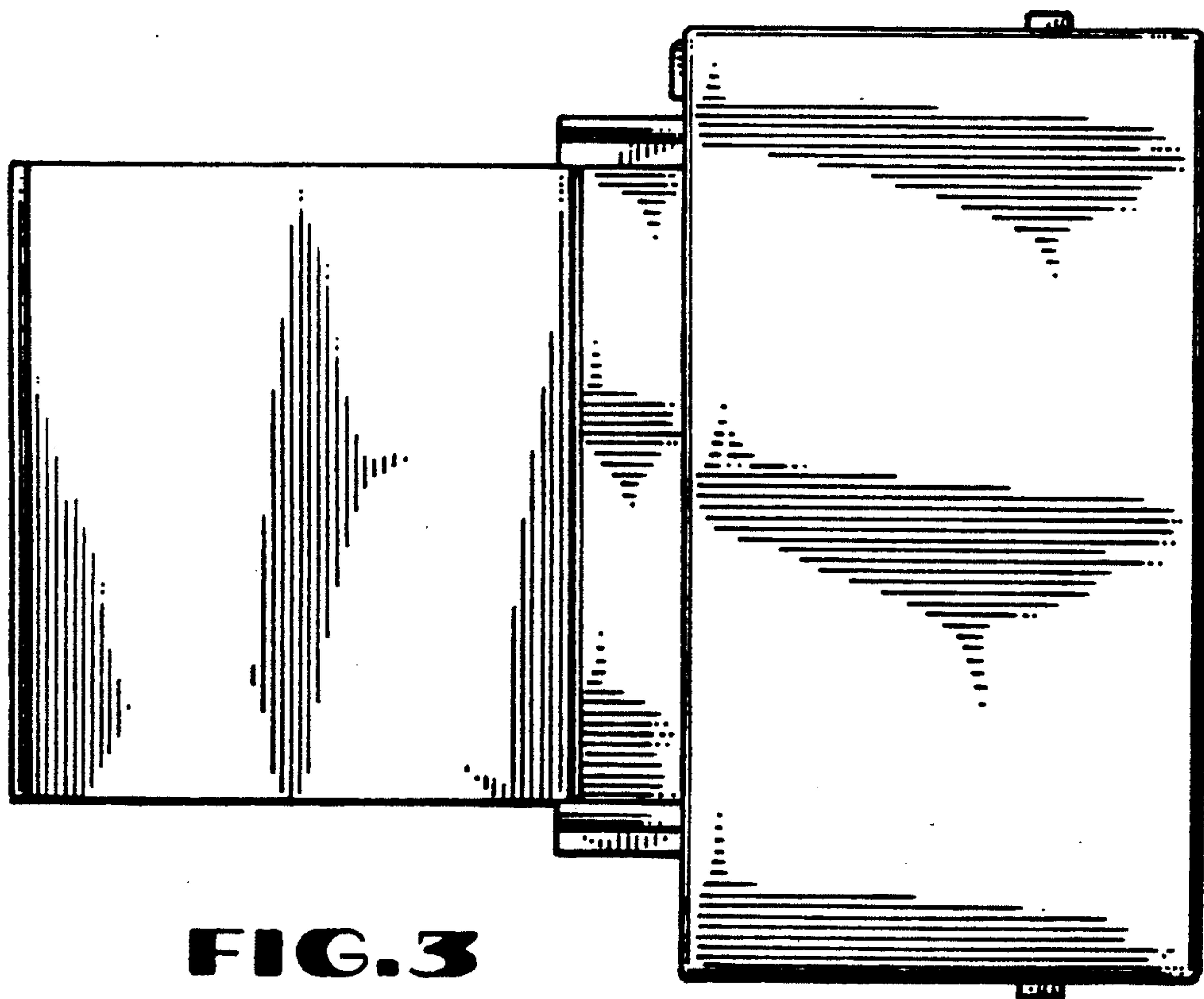


FIG. 3



FIG. 4




FIG. 5

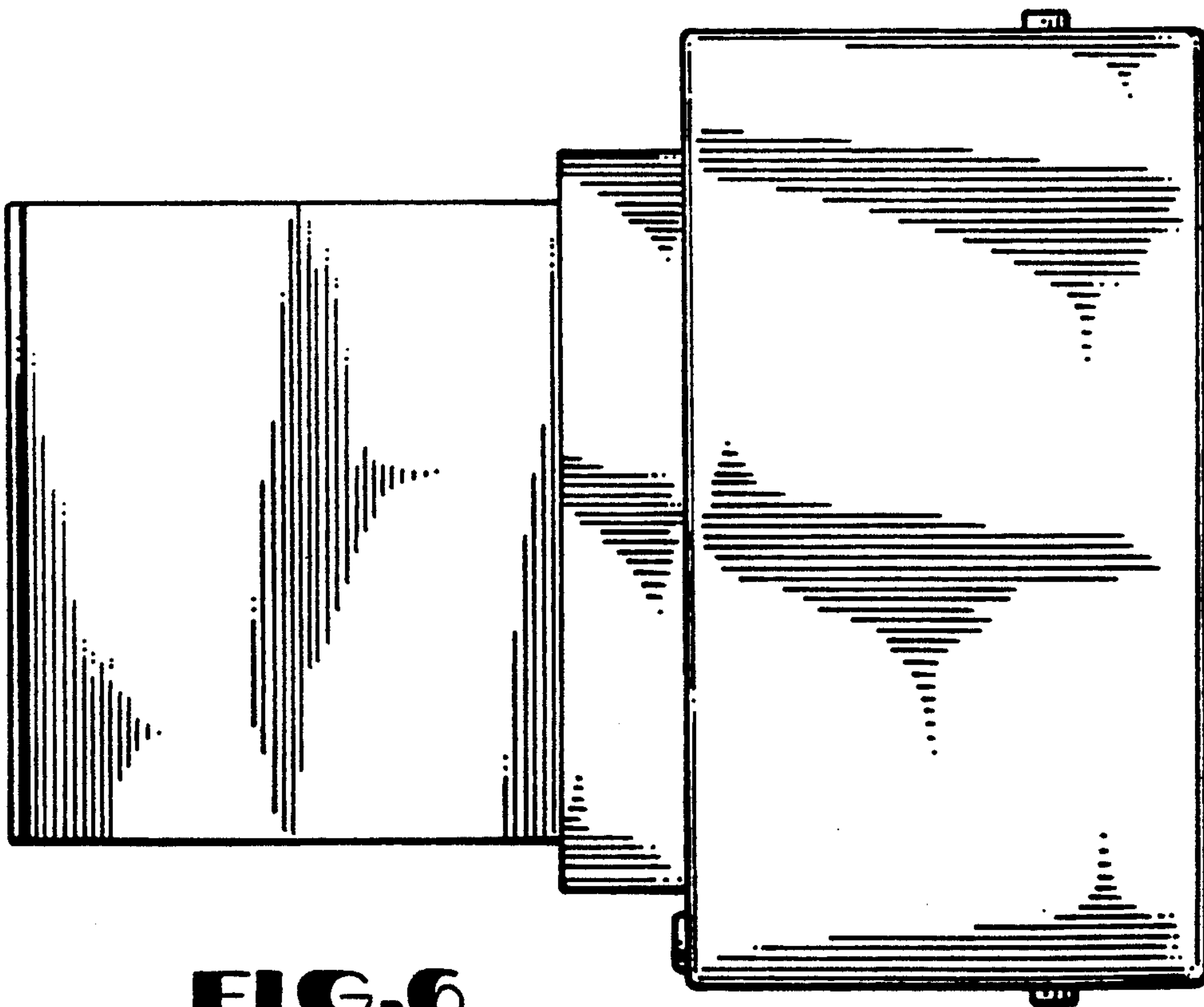


FIG. 6