



US00D337108S

United States Patent [19]

[11] Patent Number: **Des. 337,108**

Jaeb et al.

[45] Date of Patent: **** Jul. 6, 1993**

[54] FRONT PANEL FOR COMPUTER HOUSING

D. 315,149 3/1991 Welch D14/115

[75] Inventors: **Michael S. Jaeb, Wakefield; Scott Stropkay, Salem, both of Mass.**

Primary Examiner—Wallace R. Burke
Assistant Examiner—Freda S. Nunn
Attorney, Agent, or Firm—Dick and Harris

[73] Assignee: **Leading Technology, Inc., Beaverton, Oreg.**

[57] **CLAIM**

[**] Term: **14 Years**

The ornamental design for a front panel for computer housing, as shown and described.

[21] Appl. No.: **672,616**

DESCRIPTION

[22] Filed: **Mar. 20, 1991**

[52] U.S. Cl. **D14/115**

[58] Field of Search D14/100, 102, 109, 115;
D13/184, 199; 361/390, 395

FIG. 1 is a front elevational view of a front panel for computer housing showing our new design;
FIG. 2 is a top plan view thereof;
FIG. 3 is a right side elevational view thereof;
FIG. 4 is a left side elevational view thereof;
FIG. 5 is a bottom plan view thereof; and,
FIG. 6 is a perspective view thereof.

[56] **References Cited**

U.S. PATENT DOCUMENTS

- D. 289,875 5/1987 Satherley D14/115
- D. 313,982 1/1991 Eilert et al. D14/115
- D. 314,568 2/1991 Martin D14/115
- D. 314,953 2/1991 Welch D14/115

The rear elevational view is plain and unornamented and the housing is shown in broken lines in the figures for illustrative purposes only and forms no part of the claimed design.





Fig 1

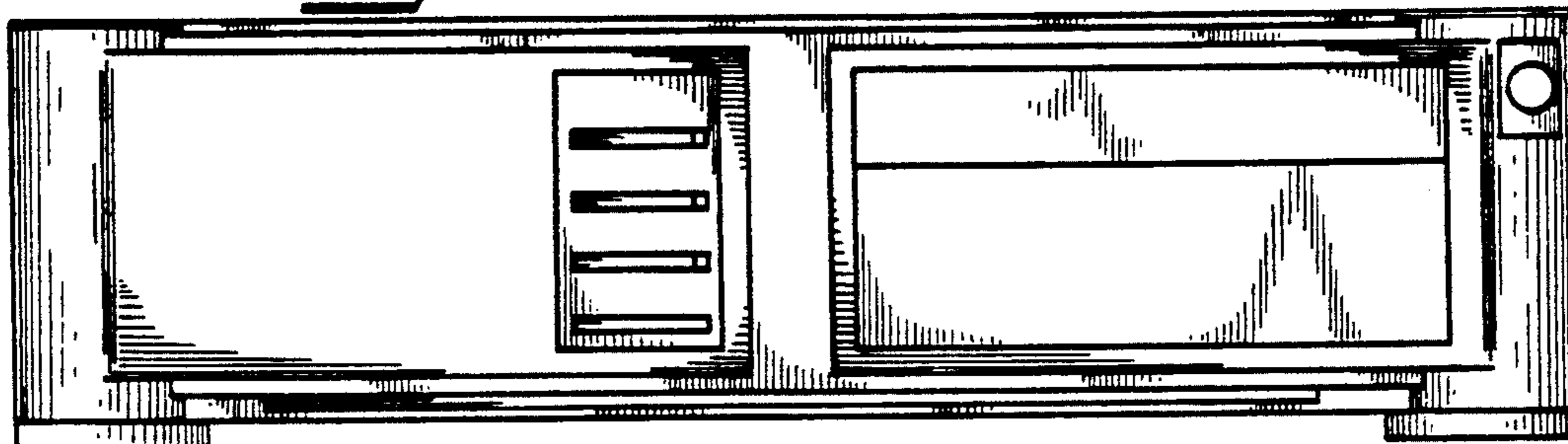


Fig 2




Fig 3




Fig 4





Fig 5



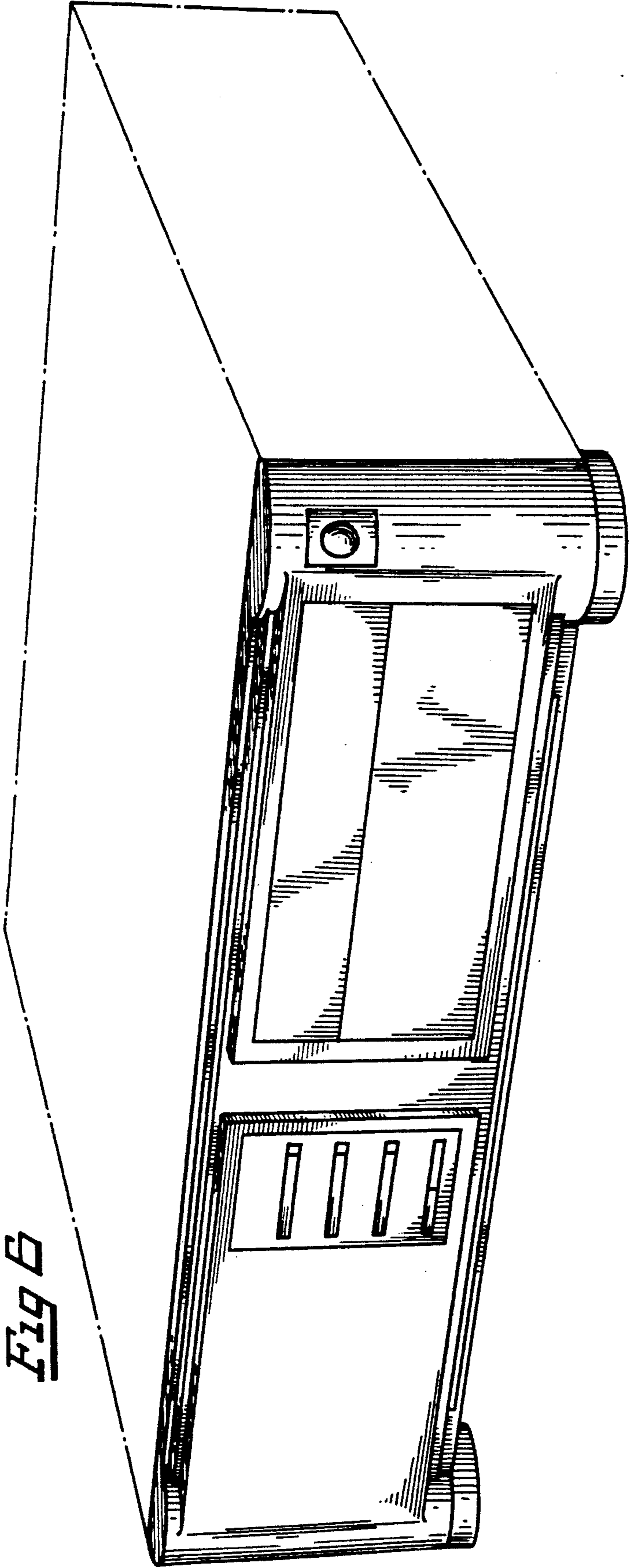


Fig 6