



US00D337107S

**United States Patent** [19]  
**Jaeb et al.**

[11] **Patent Number: Des. 337,107**  
[45] **Date of Patent: \*\* Jul. 6, 1993**

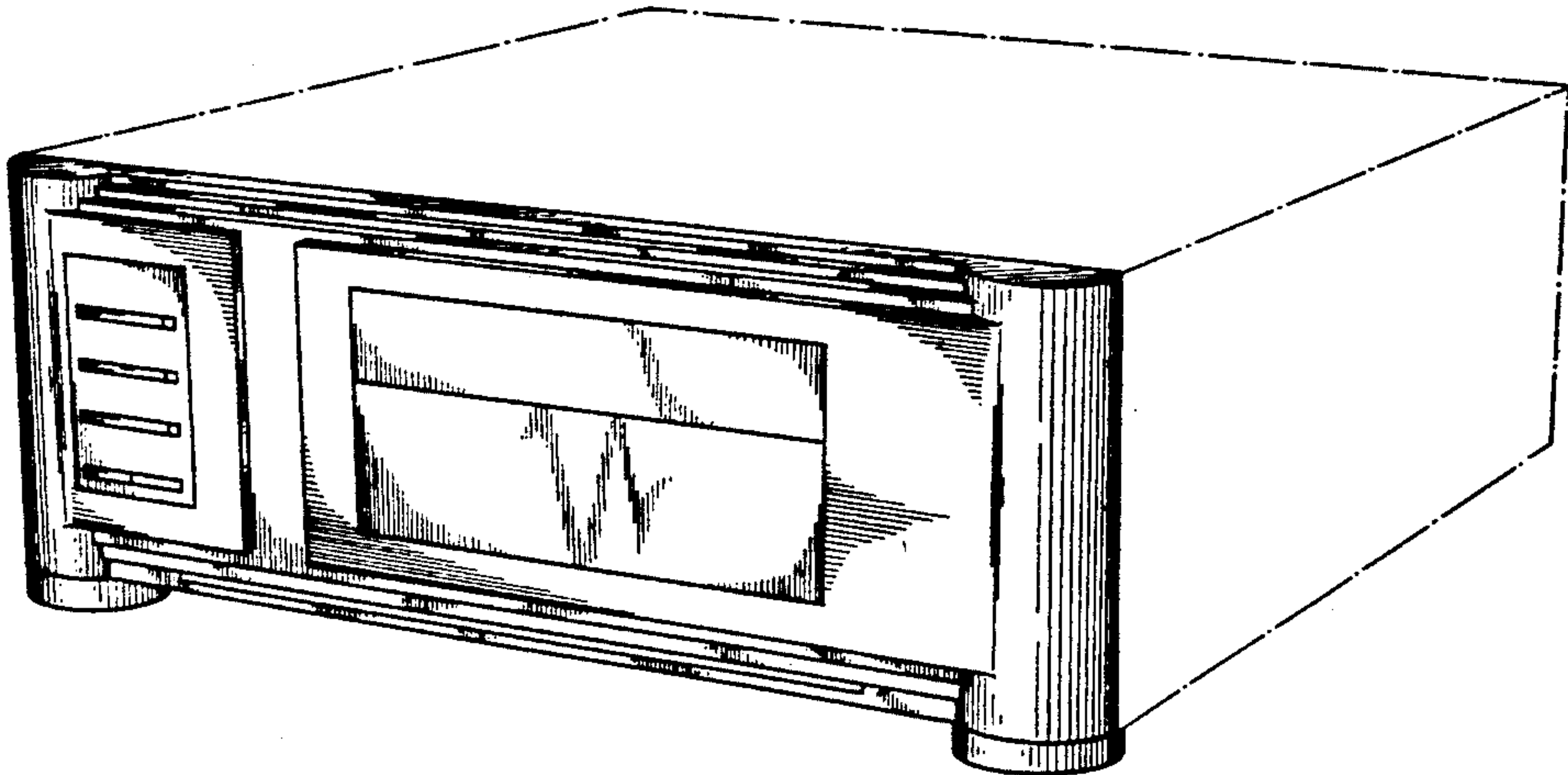


- [54] **FRONT PANEL FOR COMPUTER HOUSING**  
[75] **Inventors:** Michael S. Jaeb, Wakefield; Scott Stropkay, Salem, both of Mass.  
[73] **Assignee:** Leading Technology, Inc., Beaverton, Oreg.  
[\*\*] **Term:** 14 Years  
[21] **Appl. No.:** 672,615  
[22] **Filed:** Mar. 20, 1991  
[52] **U.S. Cl.** ..... D14/115  
[58] **Field of Search** ..... D14/100, 102, 109, 115; D13/184, 199; 361/390, 395

- [56] **References Cited**  
**U.S. PATENT DOCUMENTS**  
D. 289,875 5/1987 Satherley ..... D14/115  
D. 313,982 1/1991 Eilert et al. .... D14/115  
D. 314,568 2/1991 Martin ..... D14/115  
D. 314,953 2/1991 Welch ..... D14/115

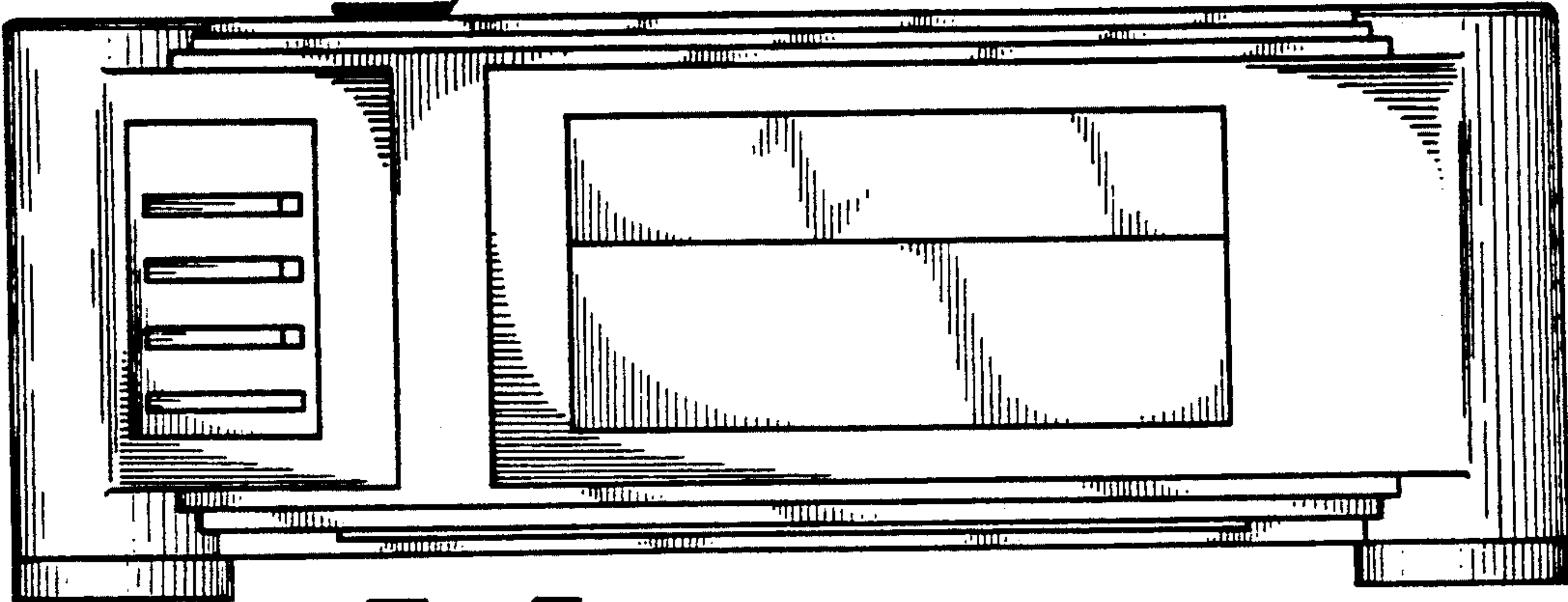
D. 315,149 3/1991 Welch ..... D14/115  
*Primary Examiner*—Wallace R. Burke  
*Assistant Examiner*—Freda S. Nunn  
*Attorney, Agent, or Firm*—Dick and Harris

[57] **CLAIM**  
The ornamental design for a front panel for computer housing, as shown and described.


**DESCRIPTION**  
FIG. 1 is a front elevational view of a front panel for computer housing showing our new design; FIG. 2 is a top plan view thereof; FIG. 3 is a right side elevational view thereof; FIG. 4 is a left side elevational view thereof; FIG. 5 is a bottom plan view thereof; and, FIG. 6 is a perspective view thereof. The rear elevational view is plain and unornamented and the housing is shown in broken lines in the figures for illustrative purposes only and forms no part of the claimed design.




*Fig 1*




*Fig 2*



*Fig 3*



*Fig 4*



*Fig 5*

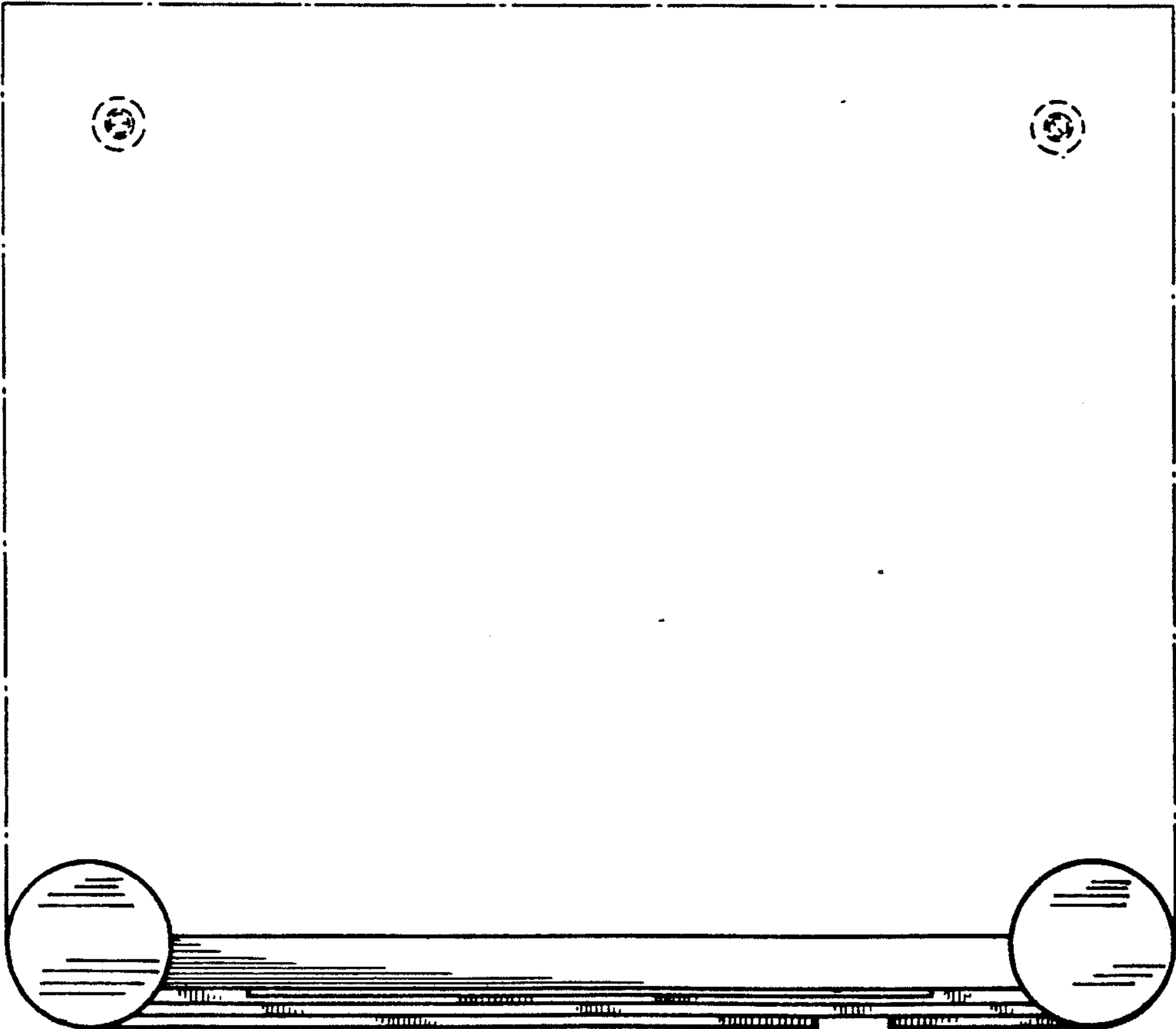


Fig 6

