



US00D337075S

United States Patent [19]

[11] Patent Number: **Des. 337,075**

Powell

[45] Date of Patent: **** Jul. 6, 1993**

[54] **ACCESS-PREVENTING COVER FOR SEAT BELT BUCKLES**

4,886,318 12/1989 Pennock 297/482
4,939,824 7/1990 Reed 297/482

[76] Inventor: **Steven J. Powell, P.O. Box 555, Bennett, Colo. 80102**

FOREIGN PATENT DOCUMENTS

1581996 12/1980 United Kingdom 297/482

[**] Term: **14 Years**

Primary Examiner—A. Hugo Word
Assistant Examiner—R. Seifert
Attorney, Agent, or Firm—Terry M. Gernstein

[21] Appl. No.: **605,475**

[22] Filed: **Oct. 30, 1990**

[52] U.S. Cl. **D11/200**

[58] Field of Search D11/200, 55, 56, 201; D3/54; D2/600, 639, 669, 631; D20/22, 27; 224/224, 227, 264, 901, 267; 297/463, 482

[57] CLAIM

The ornamental design for an access-preventing cover for seat belt buckles, as shown and described.

[56] References Cited

U.S. PATENT DOCUMENTS

D. 304,779	11/1989	Raphael et al.	D2/639
D. 307,512	5/1990	Woods	D2/639
3,605,210	9/1971	Lohr .	
4,575,908	3/1986	Gloomis .	
4,674,303	6/1987	Salcone .	
4,741,574	5/1988	Weightman et al.	297/482
4,878,277	11/1989	Portuese	297/482

DESCRIPTION

FIG. 1 is a perspective view of an access - preventing cover for seat belt buckles showing my new design; FIG. 2 is a front elevational view thereof; FIG. 3 is a rear elevational view thereof; FIG. 4 is a side elevational view thereof; FIG. 5 is a side elevational view of the side opposite that shown in FIG. 4; and, FIG. 6 is an end elevational view thereof, the opposite end view being a mirror image.

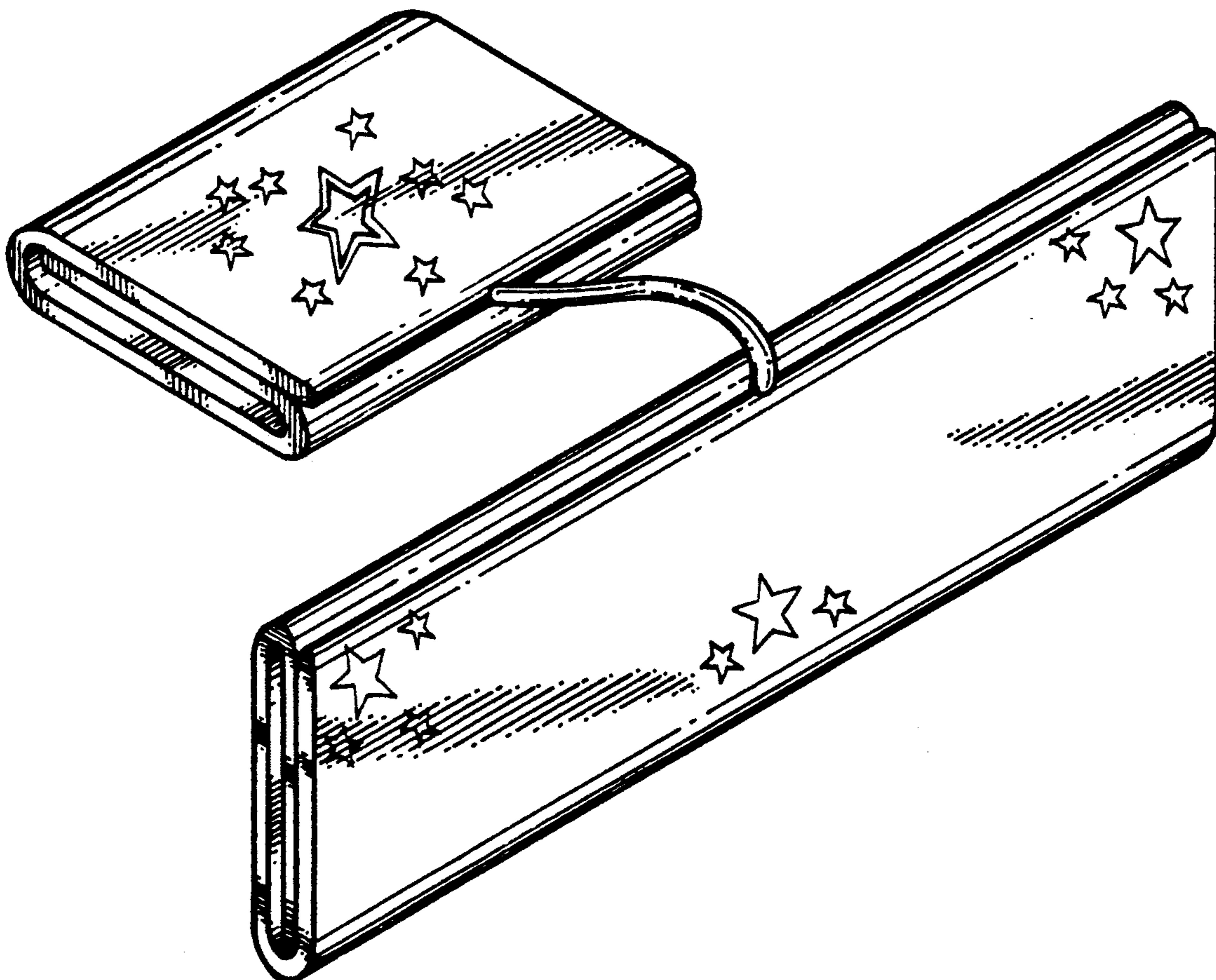
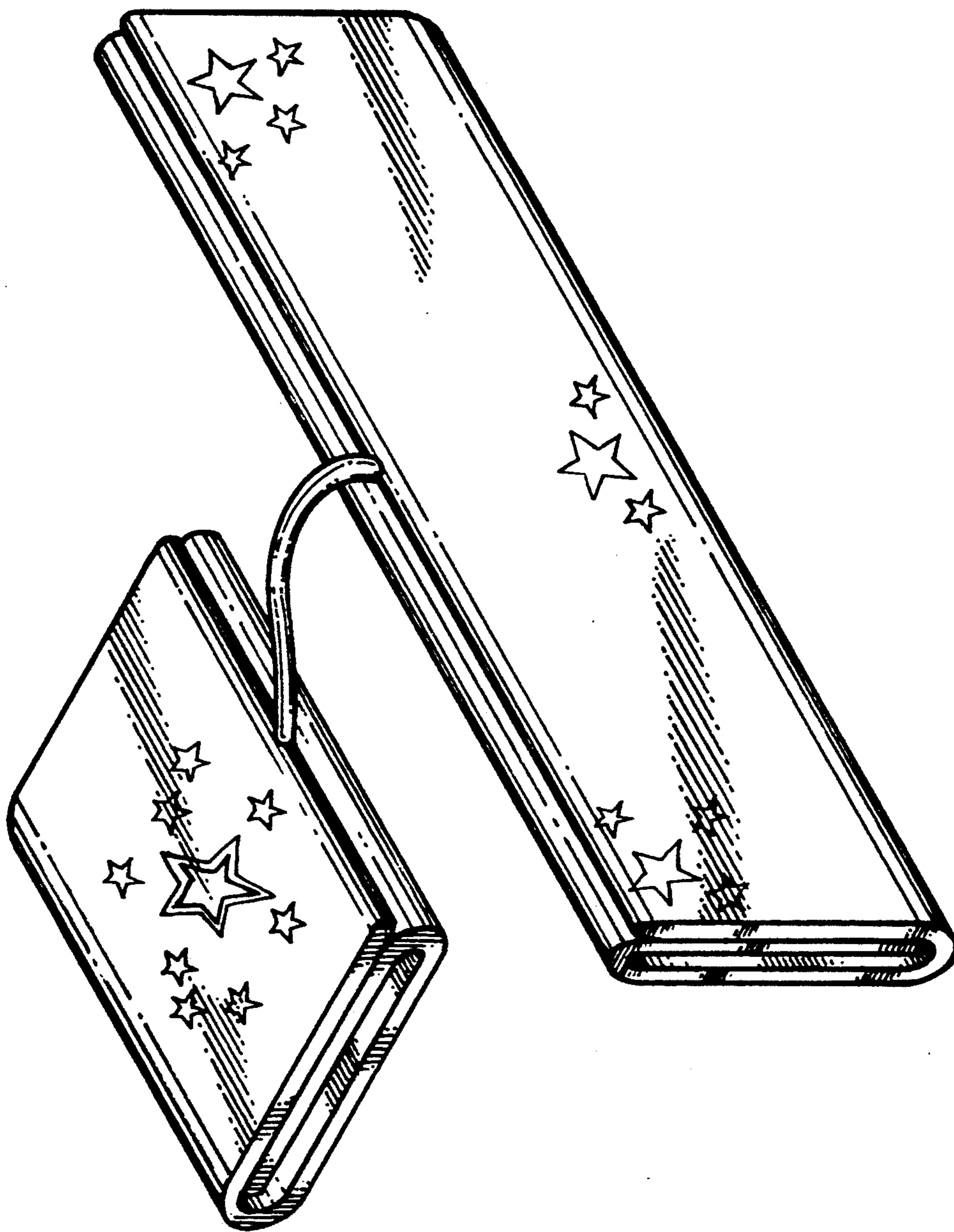


FIG. 1






FIG. 2





FIG. 3



