



US00D337073S

United States Patent [19] Bedoyan

[11] Patent Number: **Des. 337,073**
[45] Date of Patent: **** Jul. 6, 1993**

[54] **JEWELRY CHAIN**

[75] Inventor: **Krikor Bedoyan**, North Hollywood, Calif.

[73] Assignee: **OroAmerica, Inc.**, Burbank, Calif.

[**] Term: **14 Years**

[21] Appl. No.: **575,794**

[22] Filed: **Aug. 27, 1990**

[52] U.S. Cl. **D11/13; D11/6**

[58] Field of Search **D11/1-25, D11/93, 94; 59/78, 78.1, 79.3-85, 90; 63/1.1-6**

[56] **References Cited**

U.S. PATENT DOCUMENTS

- D. 301,564 6/1989 Gatsos D11/86
- D. 321,148 10/1991 Chiaramonti et al. D11/12
- 4,651,517 3/1987 Benhamou 59/80

Primary Examiner—A. Hugo Word
Assistant Examiner—R. Seifert

[57] **CLAIM**

The ornamental design for a jewelry chain, as shown and described.

DESCRIPTION

FIG. 1 is a perspective view of an individual link of a jewelry chain showing my new design;
 FIG. 2 is a perspective view of a jewelry chain showing my new design, comprised of links as shown in FIG. 1;
 FIG. 3 is a side elevational view;
 FIG. 4 is a cross sectional view taken along the lines 4—4 of FIG. 2;
 FIG. 5 is a cross sectional view taken along the lines 5—5 of FIG. 2;
 FIG. 6 is a perspective view of an individual link of a jewelry chain showing my new design;
 FIG. 7 is a perspective view of a jewelry chain showing a second embodiment of my new design;
 FIG. 8 is a side elevational view;
 FIG. 9 is a cross sectional view taken along the lines 9—9 of FIG. 7; and,
 FIG. 10 is a cross sectional view taken along the lines 10—10 of FIG. 7.

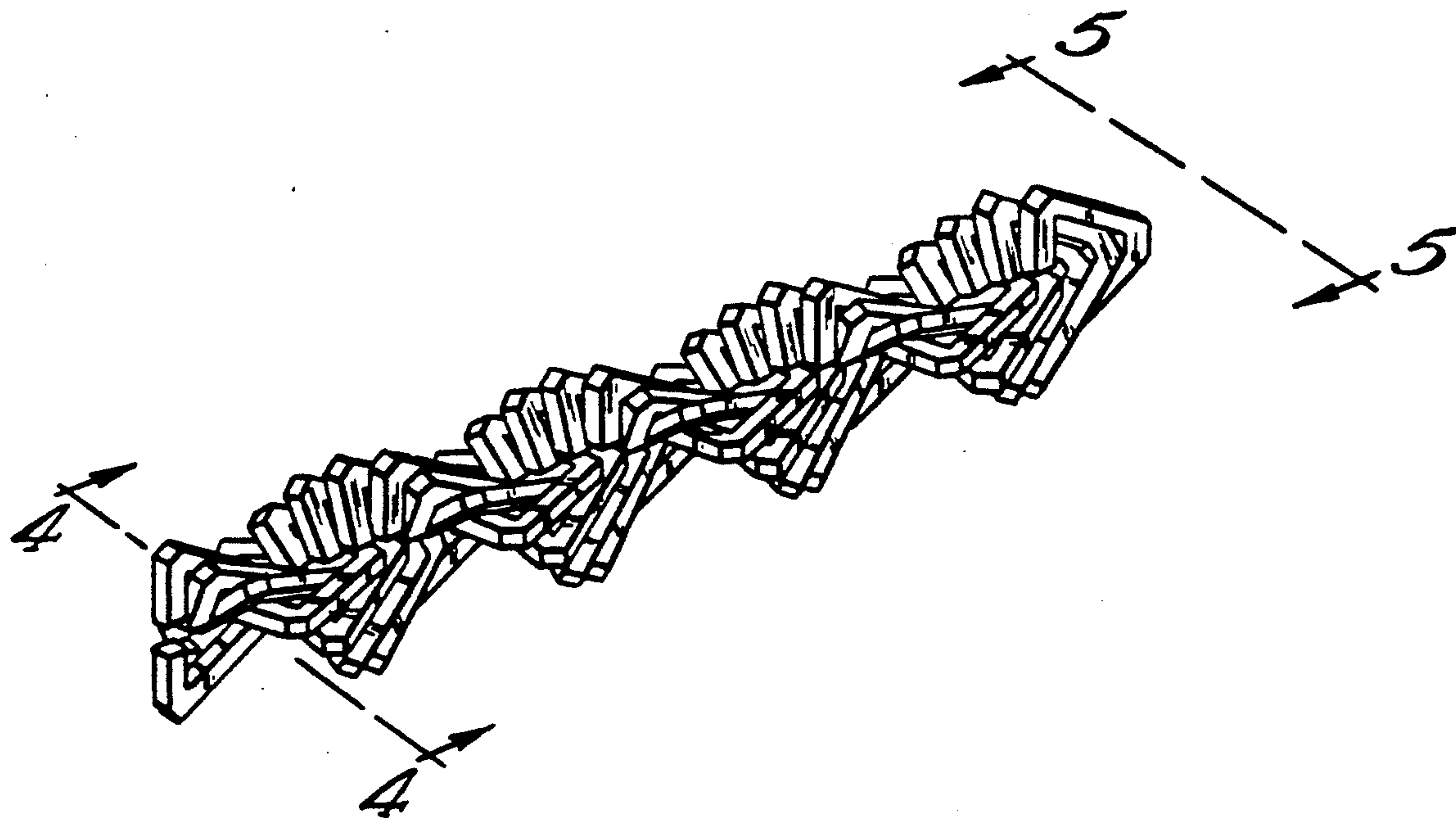


Fig. 1

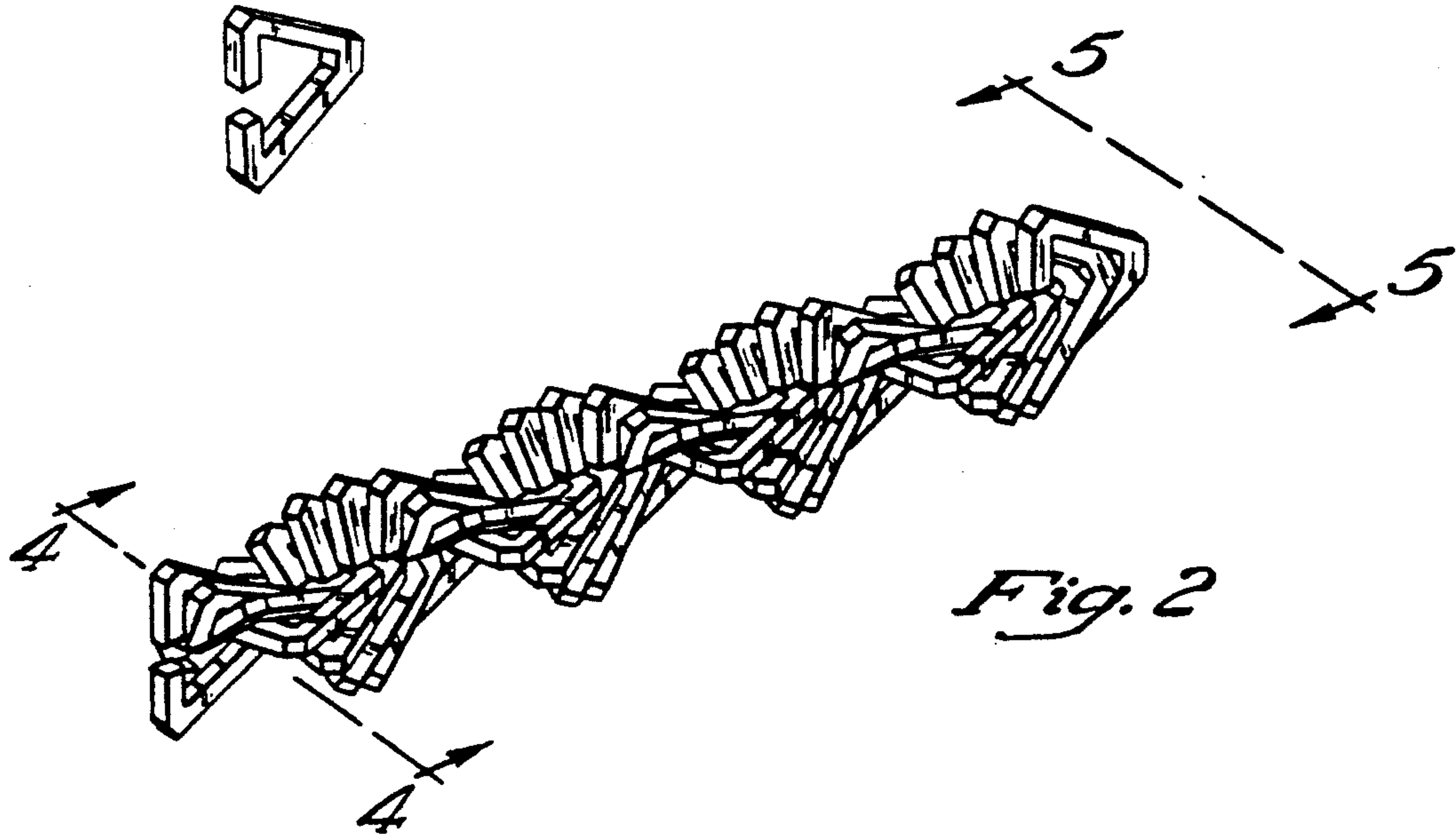


Fig. 2




Fig. 3




Fig. 4




Fig. 5

Fig. 6

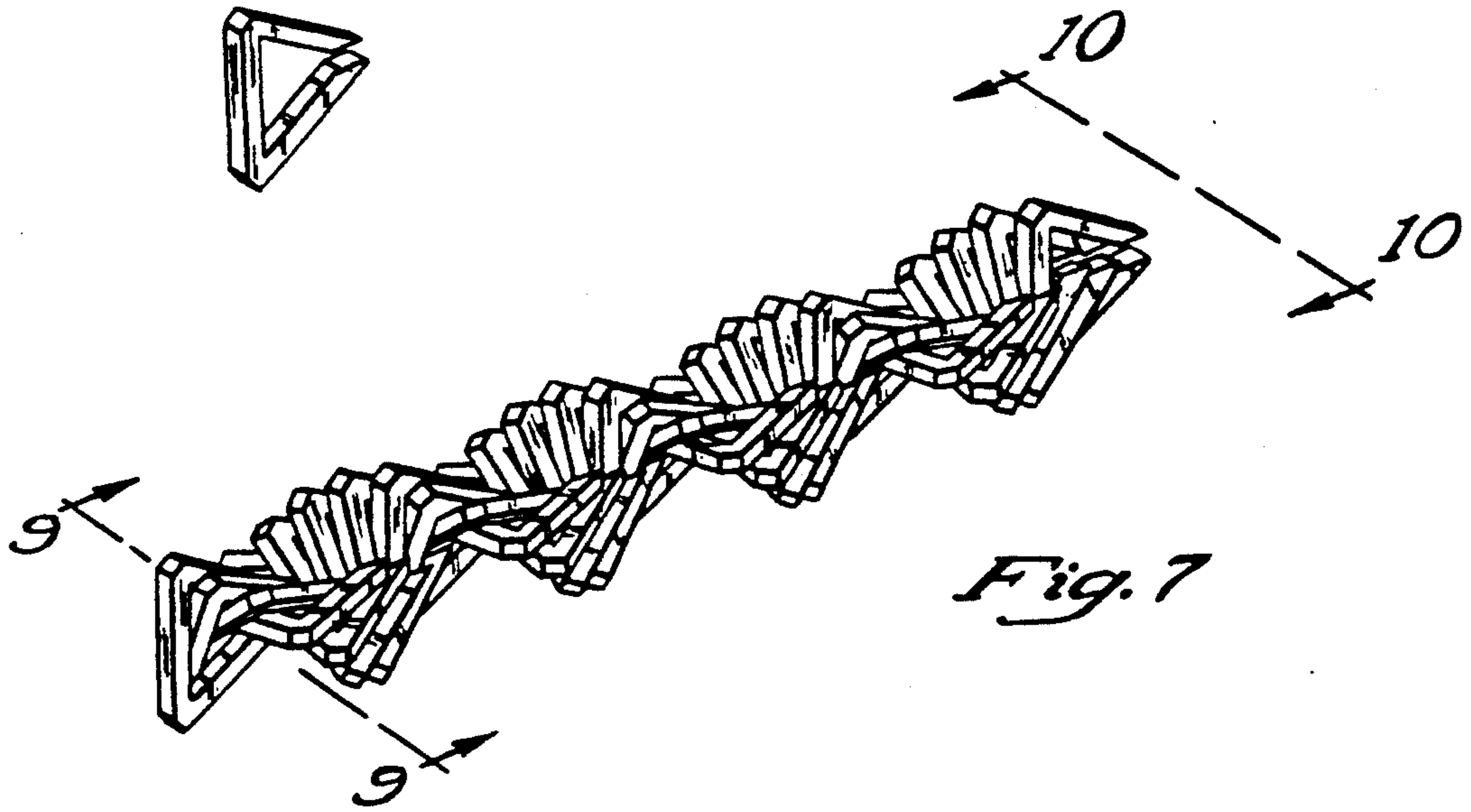


Fig. 7




Fig. 8




Fig. 9




Fig. 10